

RD125LC



www.legends-yamaha-enduros.com

RD125LC—TRIUMPH OF TECHNOLOGY

When you have produced one of the most popular and successful 125cc motorcycles in the world, it is tempting to sit back and just carry on selling the same model. But that is not the policy that has made Yamaha leaders in motorcycle design and technology. Yamaha believe that no matter how good their machines are, they should always try to make them better: that is how the RD125LC was born.

Yamaha have incorporated all the virtues of the phenomenally-successful RD250LC and RD350LC into the RD125LC: exceptional power, strong braking, taut handling and exciting looks. The liquid-cooled 123cc single-cylinder motor incorporates all of the latest developments in two-stroke technology, a technology perfected by Yamaha on the race tracks of the world. Yamaha adapted liquid-cooling for the RD125LC to give the engine long reliable life at high rpm. The cooling system employs a slim, lightweight aluminium radiator to keep the weight and the temperature down. As a result, this high-performance power unit delivers outstanding 21.1 hp/9,500 rpm max. power and 1.6kg-m/9,250rpm max. torque.

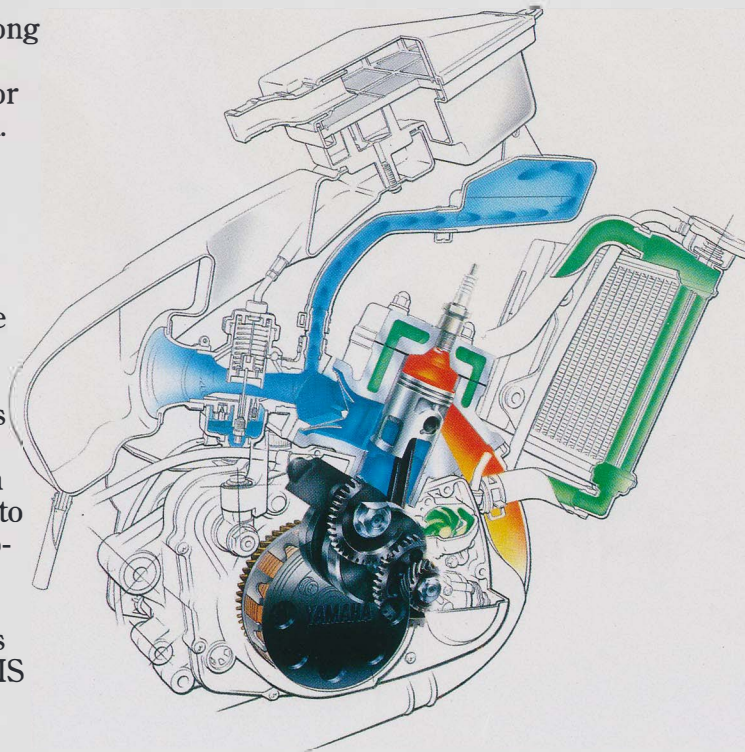
Inside the engine there is a unique single-shaft balancer system, driven via a gear from the crankshaft. The balancer system gives the engine turbine-smooth power delivery. Reducing engine vibration, and therefore frame stress, has allowed Yamaha's designers to build an exceptionally light chassis.

With their YEIS (Yamaha Energy Induction System), Yamaha's engineers have been able to eliminate one of the problems inherent in two-stroke engines. YEIS is a special air chamber incorporated into the inlet tract which, by smoothing out the flow of fuel vapour, widens the engine's power band. Remarkably, the YEIS achieves this without affecting peak power

output or fuel consumption.

Yamaha's designers are as much concerned with good handling and braking as they are with improving power output. That is why the RD125LC has outstanding chassis and suspension system. Long 140mm-stroke front forks are complemented by a competition-developed Monocross rear suspension system using a De Carbon-type damper which provides 120mm of wheel travel. The frame, though light in weight, ensures the crisp, responsive handling that has become the hallmark of all Yamaha motorcycles.

Powerful brakes, perfect riding position, and dynamic styling all confirm the RD125LC as the best yet in Yamaha's illustrious line of lightweight supersports motorcycles.



Speedometer, tachometer, temperature gauge, warning lights — the RD125LC is equipped with a full range of accurate, easy-to-read instruments. The ignition switch incorporates a safety steering lock position.



The shapely headlamp cowl is one of the results of relentless wind-tunnel tests. Square headlamp and highly visible turn indicators are employed for safe, fast riding.

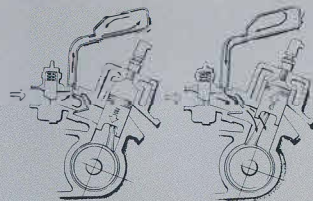
Grab bar and bright the shapely tail cowl luggage compartment

The tuned, high-efficient expansion chamber exhaust system has a stylish and long lasting matt-black

www.legends-yamaha-enduros.com

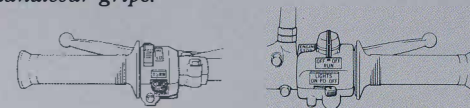
tail/brake lights are blended into which also serves as a very useful

The long range, 13-litre fuel tank, forward-extended dual seat and stylish side panels blend neatly into an integrated look for the sporty RD125LC. A seat height of just 775mm allows the rider to get his feet easily on the ground in traffic as well as enhancing slow speed manoeuvring.



Few motorcycle developments have been as simple or effective as the Yamaha Energy Induction System. When the engine is on its exhaust stroke, incoming fuel is stored in the YEIS reservoir rather than backing up behind the closed reed valves. It rushes out on the next inlet stroke, to speed up the intake charge and give better cylinder filling by virtue of the added volume.

For confident riding, the control switches are designed for one-finger operation and are conveniently situated at the handlebar grips.



With their use of aluminium for the radiator, Yamaha have kept the weight to a minimum whilst maintaining cooling efficiency even at very high revs.

Hydraulic disc front brake and dustproof and waterproof rear drum brake combine to provide confident, controlled braking in all weather conditions.

y
ust
finish.

The closed-ratio six speed gearbox is operated via a slick, remote linkage for fast and sure gear changes.

Fully electronic capacitor discharge ignition with high-speed retard timing ensures a fast healthy spark right through the rev range, making starting easier and improving engine efficiency. Without contact points to adjust, the CDI is virtually maintenance free.

www.legends-yamaha-enduros.com

Monocross suspension, with its single gas-oil shock/coil spring and triangulated swing arm, provides large wheel travel, high rigidity and superb roadholding.

Yamaha's original separate oiling system, the Autolube, eliminates the need for premixing oil and petrol, reduces oil consumption and gives longer engine life. By monitoring engine rpm and throttle opening, the Autolube feeds the exact amount of oil to the engine at all engine speeds.

The RD125LC is fitted with the stylish cast-alloy 'italic' wheels.

Rear view mirror(s) standard equipment.



RD125LC SPECIFICATIONS

ENGINE

Type 2-stroke, liquid-cooled,
Torque Induction, single

Displacement 123 cc

Bore and stroke 56.0 × 50.0 mm

Compression ratio 6.4:1

Max.power(DIN) ... 21.1 PS (15.5 kW)
@9,500 rpm

Max.torque(DIN) ... 1.6 kg-m (16.0 Nm)
@9,250 rpm

Lubrication Autolube

Carburation VM24

Ignition CDI

Starter system Kick

Fuel tank capacity 13.0 l

Oil capacity 1.1 l

Transmission 6-speed

Final transmission Chain drive

CHASSIS

Overall length 1,990 mm

Overall width 735 mm

Overall height 1,190 mm

Seat height 775 mm

Wheelbase 1,295 mm

Ground clearance 185 mm

Dry weight 98 kg

Suspension

Front Telescopic forks

Rear Monocross suspension

Brakes

Front Hydraulic disc

Rear Drum

Tyres

Front 2.75-18-4PR

Rear 3.00-18-6PR

Specifications and appearance of Yamaha motorcycles shown here may vary according to requirements and conditions and are subject to change without notice.

For further details, please consult your Yamaha dealer. Always wear a helmet and eye protection.

www.legends-yamaha-enduros.com



LIT-3MC-0107778-84E(AG4) 58.12 × 50.35D1

Printed in Japan