



# YAMAHA

## PARTS LIST

MODEL **MX250**

MODEL **MX360**


### NOTICE

ALL PART NUMBERS CONTAINED IN THIS CATALOGUE ARE COMPRISED OF TEN DIGITS. WHEN ORDERING, PLEASE ADD TWO ZEROS TO THE END OF EACH PART NUMBER REQUIRED TO CONVERT THE TEN DIGITS INTO THE NEW TWELVE DIGIT NUMBERS.


# YAMAHA MOTOR CO., LTD.

[www.legends-yamaha-enduros.com](http://www.legends-yamaha-enduros.com)

LIT 10013-65-00



MX250



MX360

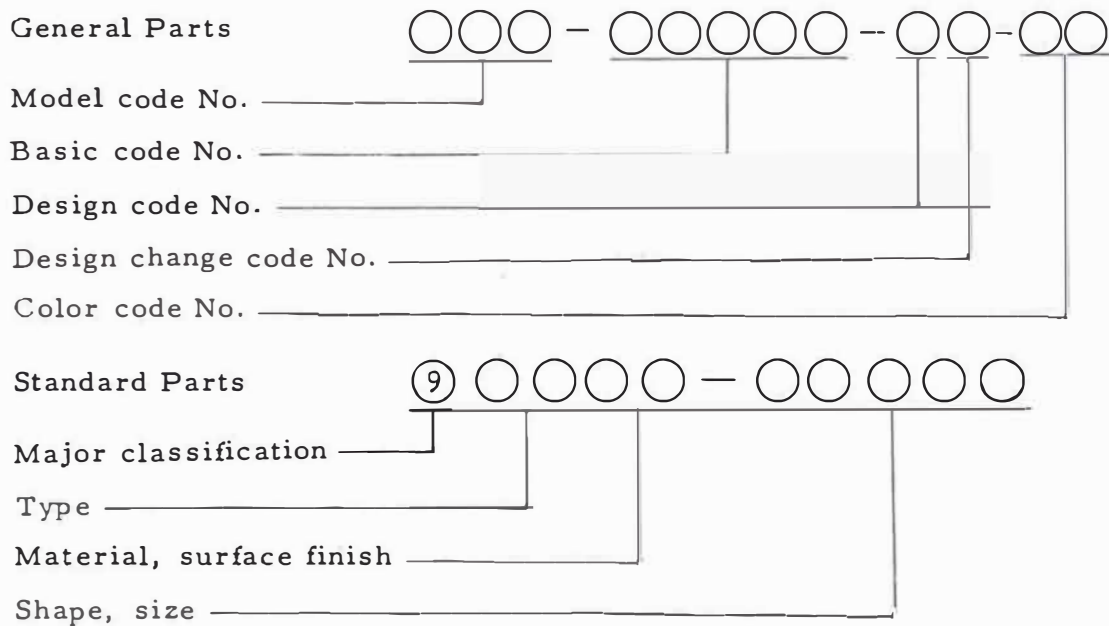
# FOREWORD

This Parts List relates to the parts in use for the Yamaha MX250/MX360.

When you are ordering replacement parts for the MX250/MX360 refer to this Parts List and quote both part numbers and part names correctly.

## 1. Structure of Part No.

Yamaha parts are divided largely into two categories; general parts and standard parts, and each part No. has the following structure:



Note: Every standard No. begins with 9.

## 2. How to Use this Parts List

- (1) Except for steel balls (whose size is indicated in inches), the size of all parts is indicated in millimeters in the following manner.

Pipe (rubber or vinyl) . . . . Inside diameter - length  
 O-ring . . . . . Section area - inside diameter  
 Washer, shim, collar . . . . Inside diameter - outside diameter -  
 thickness (length)

- (2) Parts, which are to be supplied in the form of assemblies, are listed with an indentation of one letter's space, and a dot (.) is put

against the name of each part. If any two different assemblies (e. g., right and left side components) consist of almost the same type components, these two assemblies are listed in two lines, and then the names of component parts are listed in the subsequent lines with an indention as mentioned earlier. The quantity of parts is given in the following manner; that is, in the case of parts being the same in type between the right and left, a total quantity of parts is given. On the other hand, if the right and left side parts are different in type, the quantity of part(s) on each side is given.

Example

Description	Q'ty
CARBURETOR ASS'Y, left	1
CARBURETOR ASS'Y, right	1
. JET, pilot	2
. NOZZLE, main	2
⋮	
. LEVER, starter, left	1
. LEVER, starter, right	1

(3) Key to Symbols

U. R. ....	Use size (thickness) and/or number as required
U. N. ....	Use as many as you need
T .....	Number of teeth in a gear
V .....	Voltage for light bulbs
S .....	"S" type oil seal or "S" type circlip
SD .....	"SD" type oil seal
SO .....	"SO" type oil seal
SW .....	"SW" type oil seal
E .....	"E" type circlip
R .....	"R" type circlip
F/No. ....	Frame No. (Applicable machine No.)

- (4) The right and left in relation to parts are determined on the basis of the rider facing toward the front.
- (5) This Parts List is based on the model in the production line on Jul. 10, 1972. Accordingly, if any modifications which have been made to parts will be announced in the Yamaha Parts News. It is advisable that according to the Yamaha Parts News, You will make necessary corrections to the Parts List on hand to keep it up-to dated.

# CONTENTS

## ENGINE

Fig. 1	Cylinder · Reed Valve .....	1
Fig. 2	Decompression Valve .....	5
Fig. 3	Crankcase .....	7
Fig. 4	Crankcase Cover .....	9
Fig. 5	Crank · Piston .....	11
Fig. 6	Crank Balancer .....	15
Fig. 7	C · D · I Magneto .....	17
Fig. 8	Oil Pump .....	19
Fig. 9	Clutch .....	23
Fig. 10	Transmission .....	27
Fig. 11	Shifter 1 .....	33
Fig. 12	Shifter 2 .....	35
Fig. 13	Starter .....	37
Fig. 14	Carburetor .....	41
Fig. 15	Air Cleaner .....	47
Fig. 16	Exhaust .....	49

## CHASSIS

Fig. 17	Frame · Side Cover .....	55
Fig. 18	Rear Arm · Rear Cushion .....	59
Fig. 19	Stand · Footrest · Brake Pedal .....	61
Fig. 20	Front Fender · Rear Fender .....	65
Fig. 21	Steering .....	67
Fig. 22	Front Fork .....	69
Fig. 23	Handle · Wire .....	73
Fig. 24	Fuel Tank .....	77
Fig. 25	Oil Tank .....	79
Fig. 26	Seat .....	81

Fig. 27	Front Wheel	.....	83
Fig. 28	Rear Wheel	.....	87
Fig. 29	Electrical	.....	93

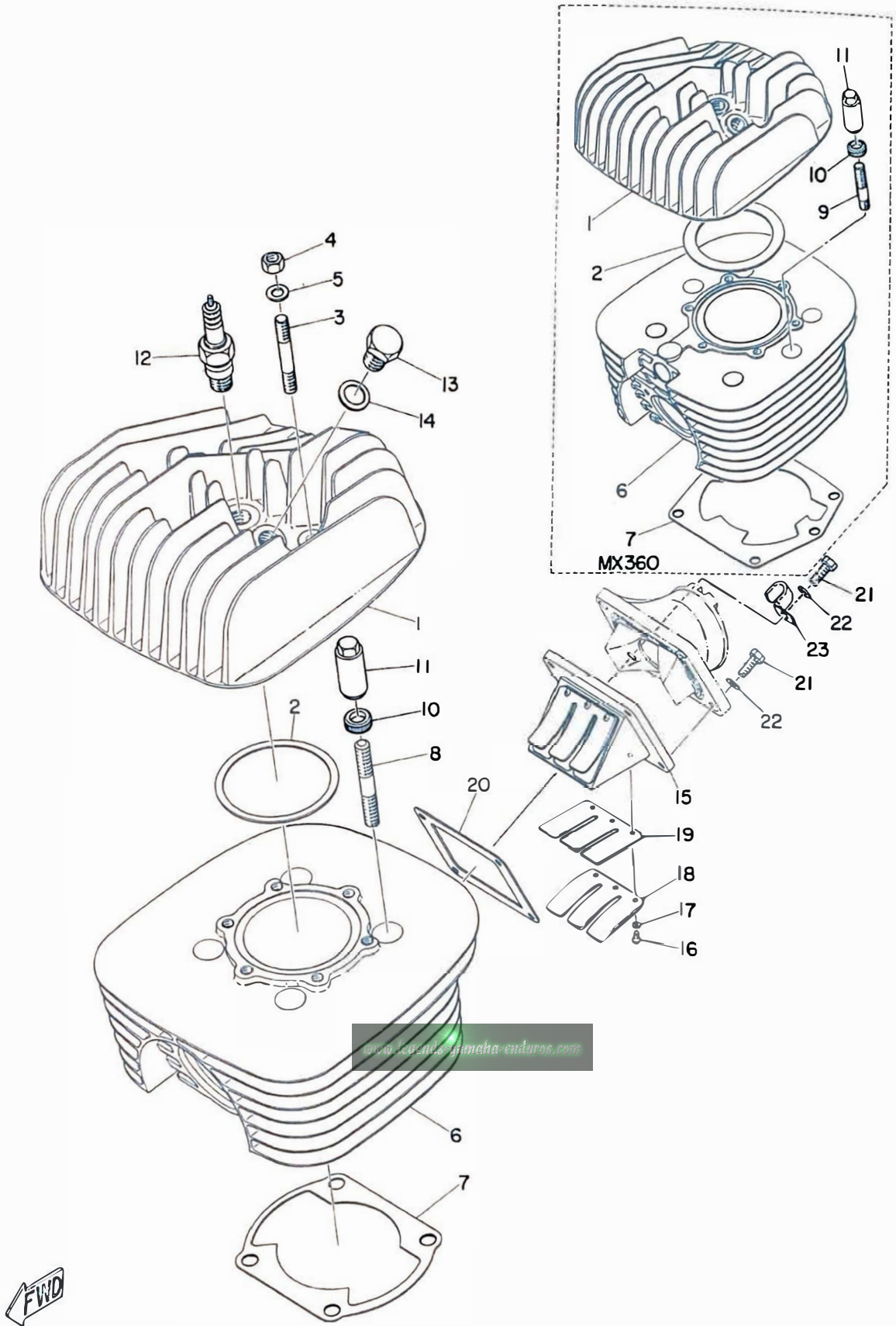
## NUMERICAL INDEX

# ENGINE





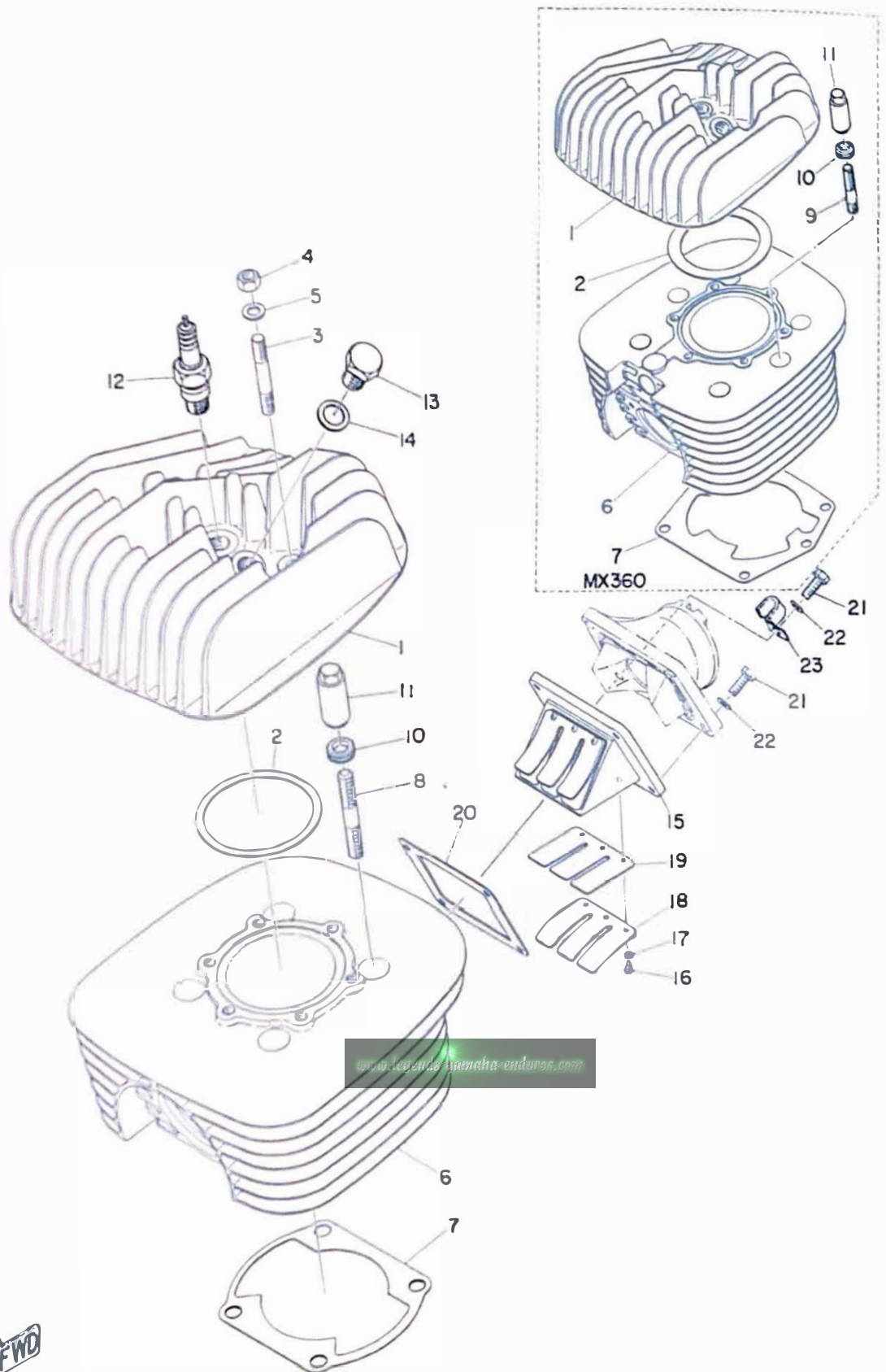
# Fig. 1 CYLINDER REED VALVE



# CYLINDER · REED VALVE

Ref. No.	Part No.	Description	Q'ty		Applicable Machine No.	Remarks
			MX250	MX360		
1- 1	364-11111-00	HEAD, cylinder .....	1			
	365-11111-00	HEAD, cylinder .....		1		
1- 2	364-11181-00	GASKET, cylinder head .....	1			
	275-11181-00	GASKET, cylinder head .....		1		
1- 3	363-11179-00	BOLT, stud .....	6	6		
1- 4	98801-08200	NUT .....	6	6		
1- 5	812-11175-00	WASHER .....	6	6		
1- 6	364-11311-00	CYLINDER .....	1			
	365-11311-00	CYLINDER .....		1		
1- 7	364-11351-00	GASKET, cylinder .....	1			
	365-11351-00	GASKET, cylinder .....		1		
1- 8	363-11361-00	BOLT, cylinder holding 1 .....	4	4		
1- 9	363-11362-00	BOLT, cylinder holding 2 .....		2		
1-10	363-11175-00	WASHER, holding .....	4	6		
1-11	363-11171-00	NUT, holding .....	4	6		
1-12	94700-00061	PLUG, spark (B-8EV) .....	1	1		
1-13	214-11197-00	PLUG, blind .....	1	1		
1-14	214-11198-01	GASKET .....	1	1		
1-15	363-13610-00	REED VALVE ASS'Y .....	1	1		
1-16	98512-03008	· SCREW, panhead .....	6	6		
1-17	92901-03100	· WASHER, spring .....	6	6		
1-18	363-13616-00	· STOPPER, reed valve ...	2	2		
1-19	363-13613-00	· VALVE, reed .....	2	2		
1-20	363-13621-00	PACKING, valve seat .....	1	1		

Fig. 1 CYLINDER REED VALVE



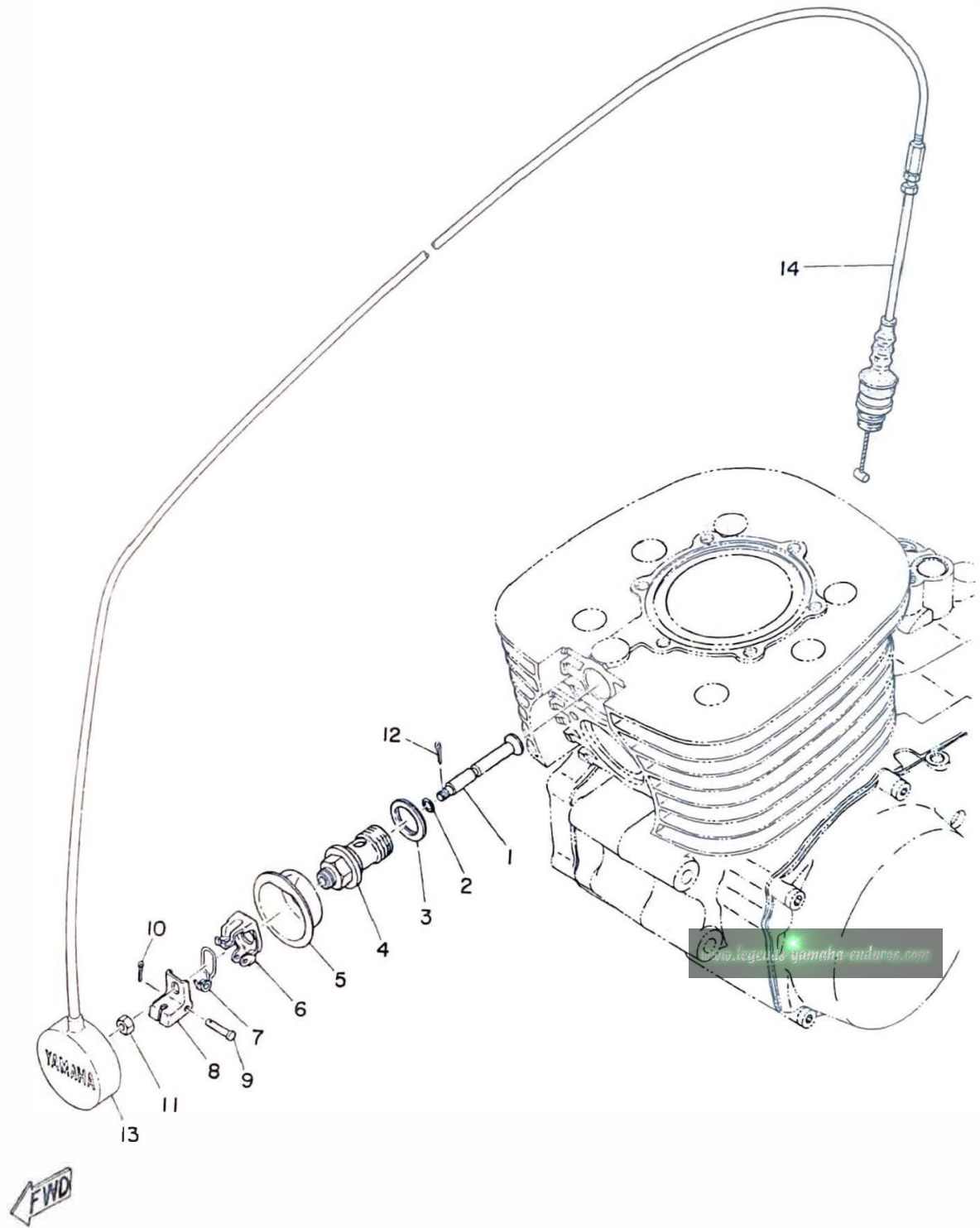
[www.legendaryamaha-enduros.com](http://www.legendaryamaha-enduros.com)



# CYLINDER · REED VALVE

Ref. No.	Part No.	Description	Q'ty		Applicable Machine No.	Remarks
			MX250	MX360		
1-21	91101-06030	BOLT .....	4	4		
1-22	92901-06100	WASHER, spring .....	4	4		
1-23	363-15485-00	CLAMP .....	1	1		

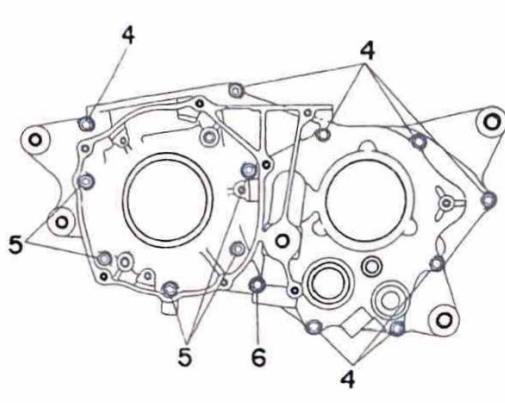
Fig. 2 DECOMPRESSION VALVE



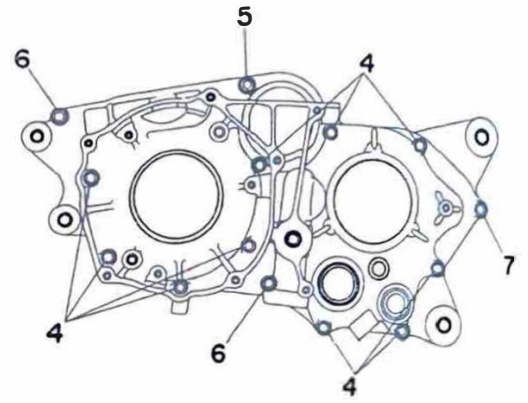
# DECOMPRESSION VALVE

Ref. No.	Part No.	Description	Q'ty		Applicable Machine No.	Remarks
			MX250	MX360		
2- 1	363-12281-01	VALVE, decompression .....		1		
2- 2	93210-05215	O-RING .....		1		
2- 3	363-11198-00	GASKET .....		1		
2- 4	363-12283-01	BRACKET, decompression ....		1		
2- 5	363-12279-00	PLATE .....		1		
2- 6	363-12273-00	HOLDER, wire .....		1		
2- 7	363-12287-00	SPRING, decompression .....		1		
2- 8	363-12282-00	LEVER, decompression .....		1		
2- 9	363-12284-00	PIN, decompression .....		1		
2-10	91401-16010	PIN, cotter .....		1		
2-11	98801-05300	NUT .....		1		
2-12	91402-16010	PIN, cotter .....		1		
2-13	275-12278-00	COVER, decompression .....		1		
2-14	363-12292-00	WIRE, decompression .....		1		

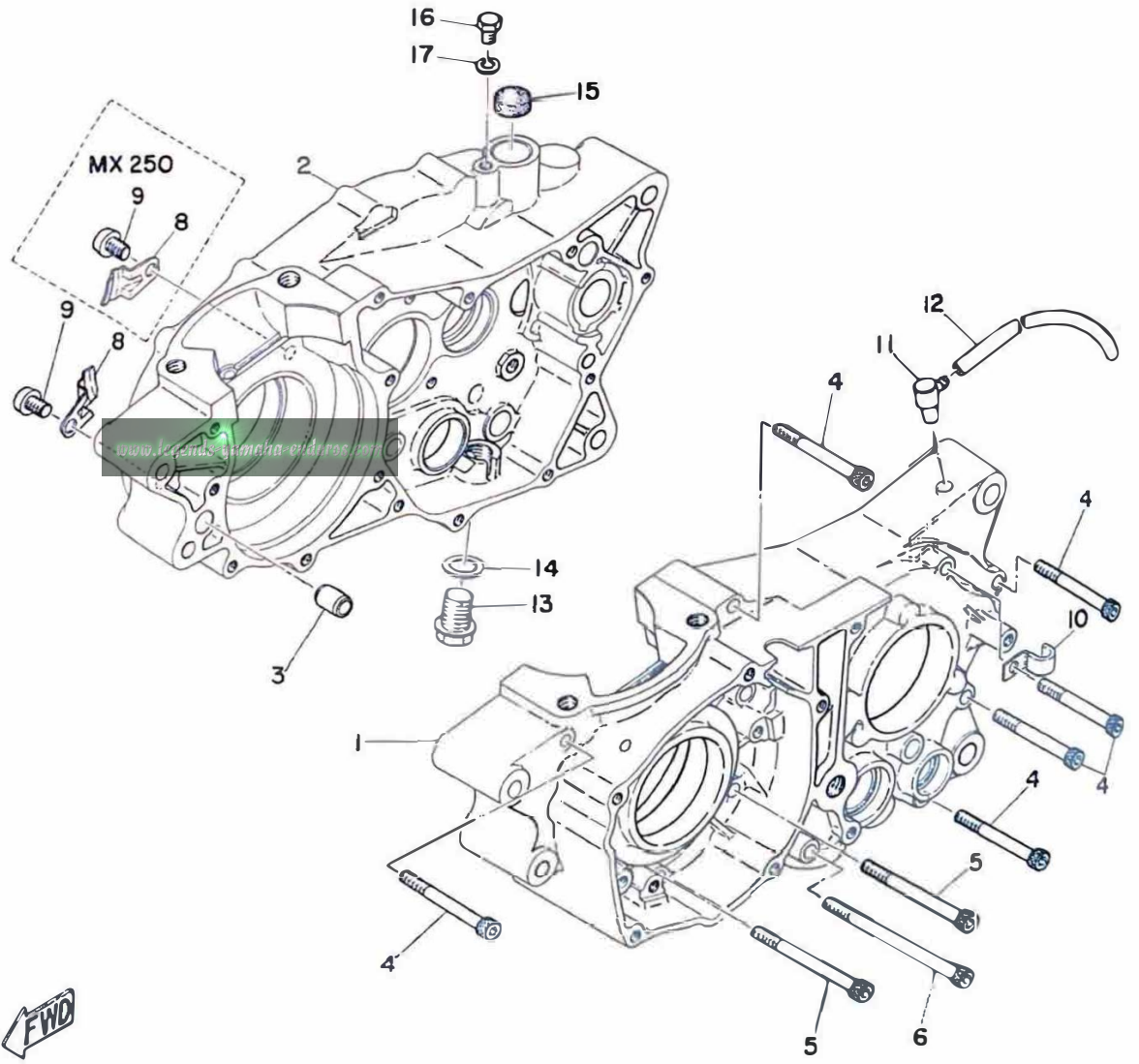
Fig. 3 CRANKCASE



MX 250



MX 360

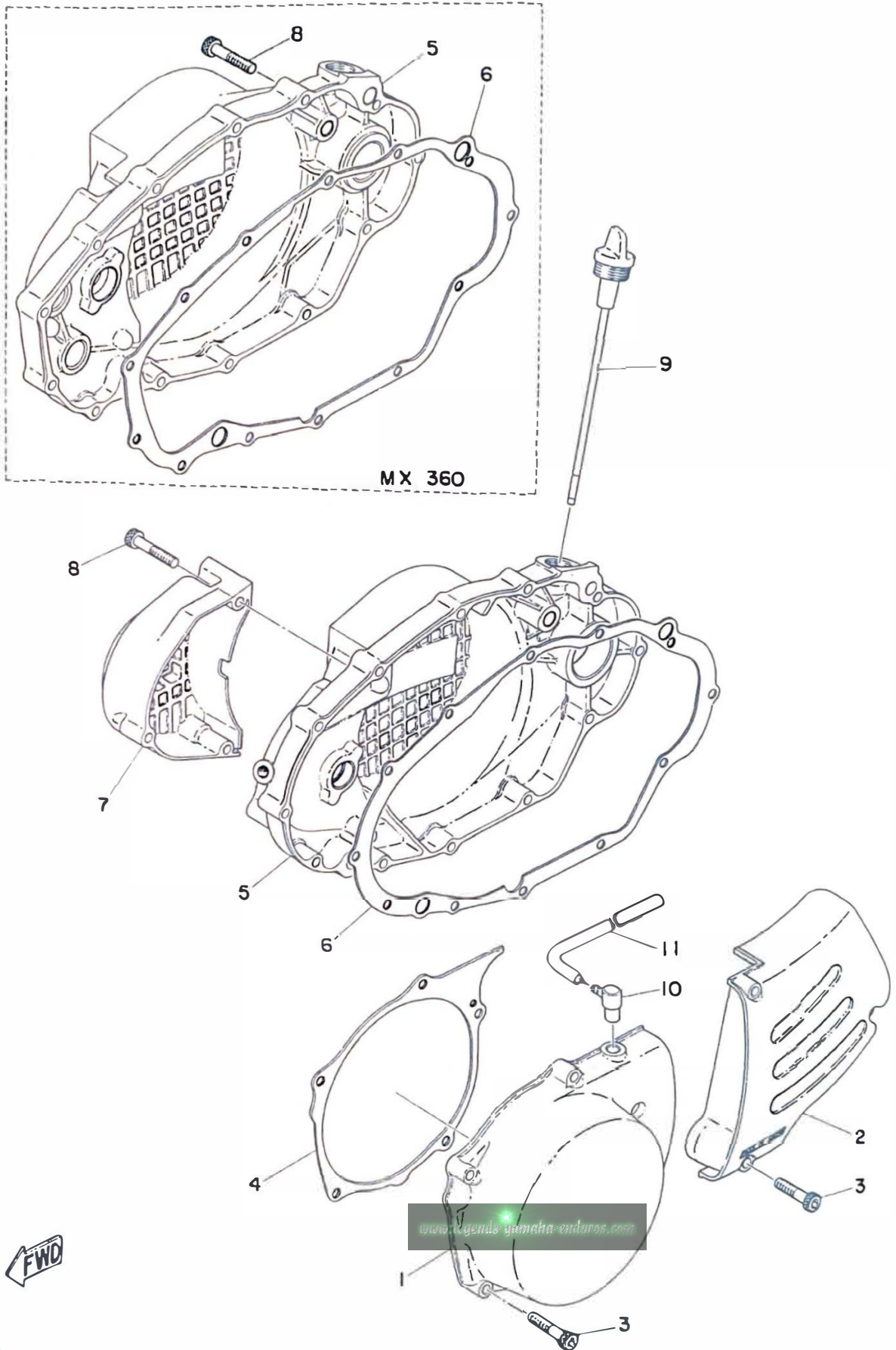


# CRANKCASE

Ref. No.	Part No.	Description	Q'ty		Applicable Machine No.	Remarks
			MX250	MX360		
3- 1	364-15111-00	CASE, crank left .....	1			
	365-15111-00	CASE, crank left .....		1		
3- 2	364-15121-00	CASE, crank right .....	1			
	365-15121-00	CASE, crank right .....		1		
3- 3	91810-05016	PIN, dowel .....	4	4		
3- 4	91316-06060	BOLT .....	8	10		
3- 5	91316-06075	BOLT .....	5			
	91316-06070	BOLT .....		1		
3- 6	91316-06100	BOLT .....	1			
	91316-06085	BOLT .....		2		
3- 7	91316-06045	BOLT .....		1		
3- 8	363-15118-00	HOLDER .....	1	2		
3- 9	92501-08012	SCREW, panhead .....	1	2		
3-10	363-15485-00	CLAMP .....	1	1		
3-11	120-15371-00	BREATHER .....	1	1		
3-12	248-15373-00	PIPE, breather .....	1	1		
3-13	214-15351-00	PLUG, drain .....	1	1		
3-14	137-15353-00	GASKET, drain plug .....	1	1		
3-15	363-17481-00	PLUG, blind .....	1	1		
3-16	91201-06010	BOLT .....	1	1		
3-17	92901-06100	WASHER, spring .....	1	1		



Fig. 4 CRANKCASE COVER

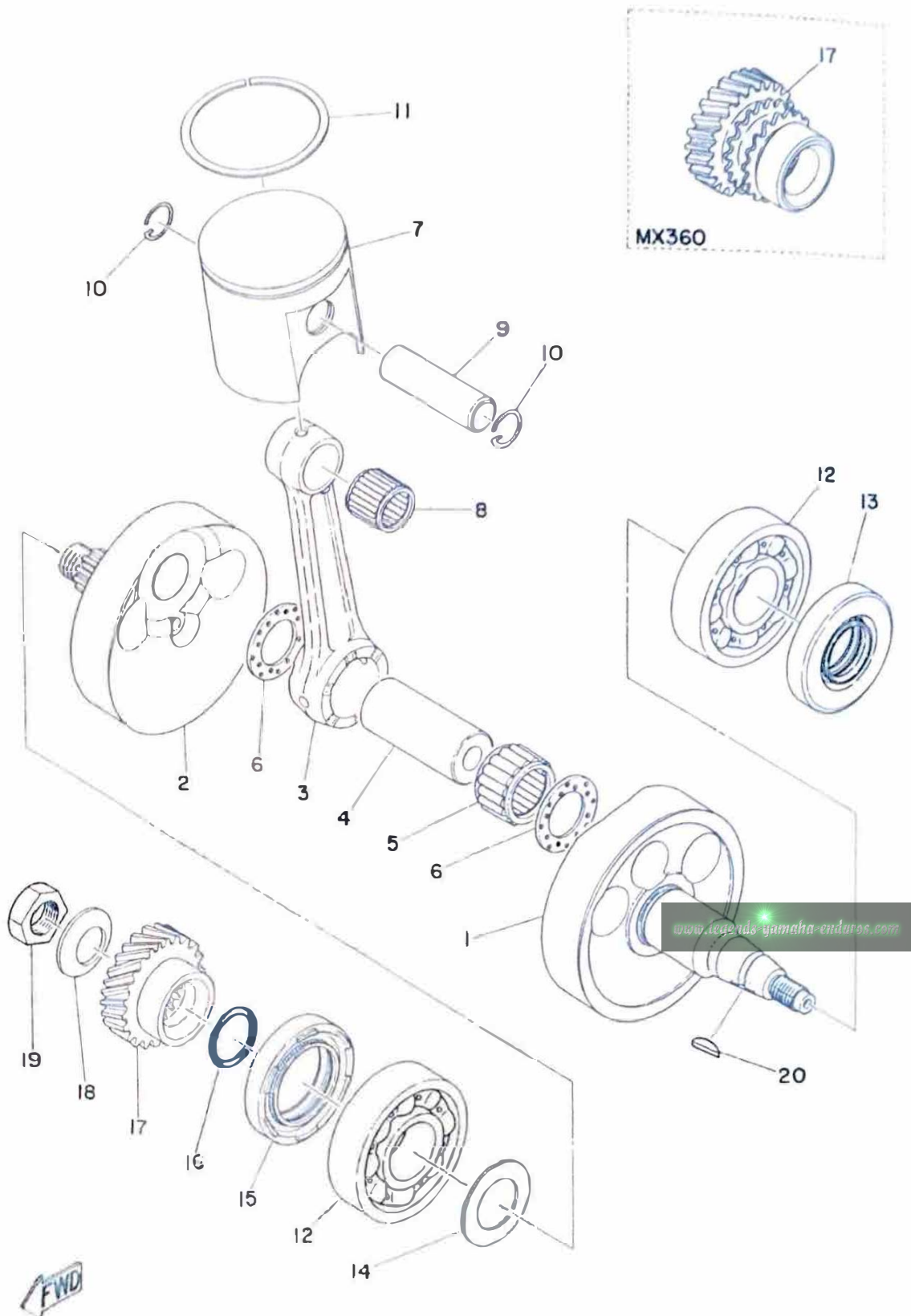


FWD

# CRANKCASE COVER

Ref. No.	Part No.	Description	Q'ty		Applicable Machine No.	Remarks
			MX250	MX360		
4- 1	363-15411-00	COVER, crankcase left 1	..... 1	1		
4- 2	363-15421-00	COVER, crankcase left 2	..... 1	1		
4- 3	91316-06030	BOLT .....	8	8		
4- 4	363-15451-00	GASKET, crankcase cover left 1 ..	1	1		
4- 5	364-15431-00	COVER, crankcase right	..... 1			
	363-15431-01	COVER, crankcase right	.....	1		
4- 6	364-15461-00	GASKET, crankcase cover right ..	1			
	363-15461-00	GASKET, crankcase cover right ..		1		
4- 7	363-15416-00	COVER, oil pump .....	1	1		
4- 8	91316-06035	BOLT .....	15	16		
4- 9	322-15363-00	PLUG, oil .....	1	1		
4-10	120-15371-00	BREATHER .....	1	1		
4-11	308-15373-00	PIPE, breather .....	1	1		

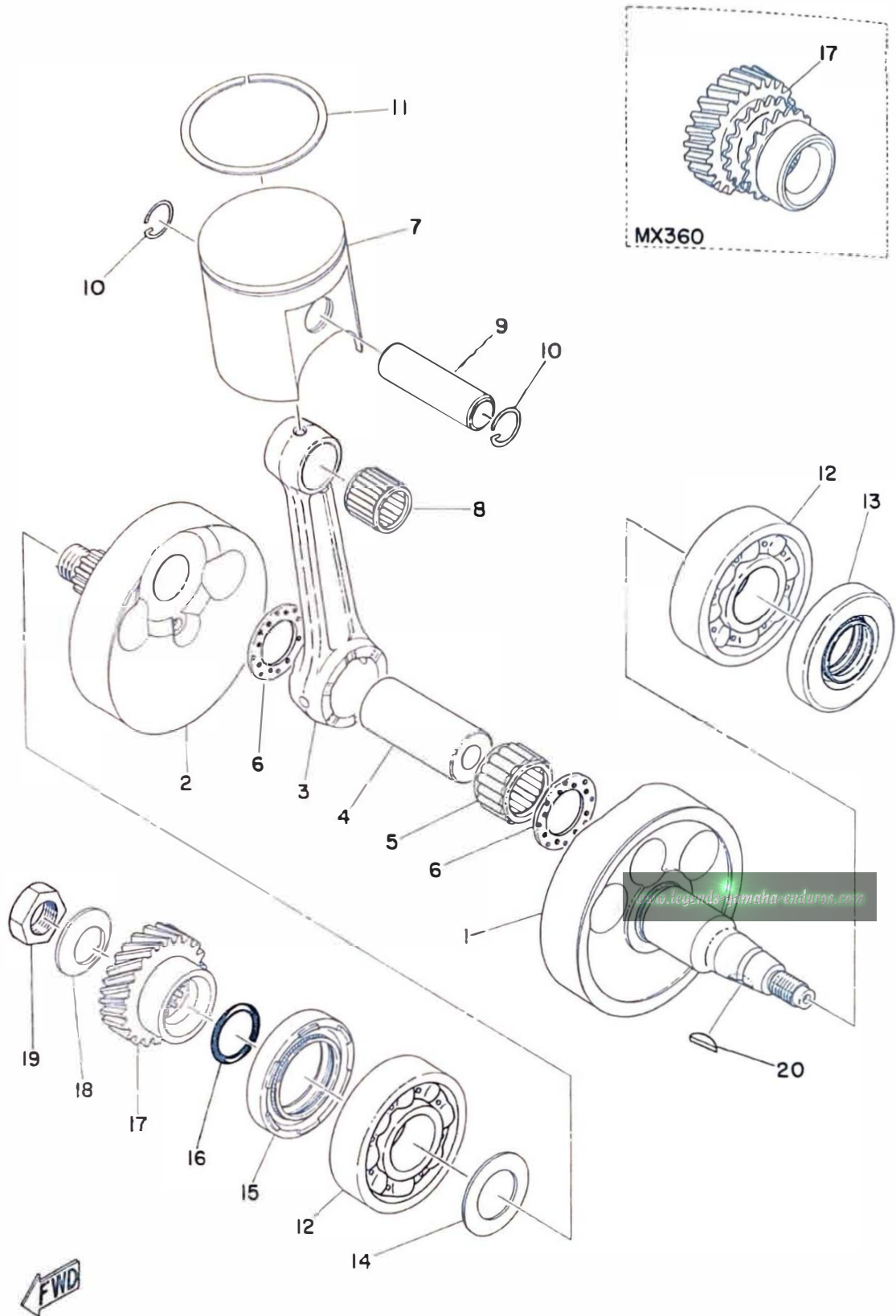
Fig. 5 CRANK - PISTON



# CRANK · PISTON

Ref. No.	Part No.	Description	Q'ty		Applicable Machine No.	Remarks
				MX250 MX360		
5- 0-1	364-11400-00	CRANK ASS'Y	1			
	365-11400-00	CRANK ASS'Y	1			
5- 1	364-11412-00	. CRANK, left	1			
	365-11412-00	. CRANK, left	1			
5- 2	364-11422-00	. CRANK, right	1			
	365-11422-00	. CRANK, right	1			
5- 3	311-11651-01	. ROD, connecting	1			
	214-11651-00	. ROD, connecting	1			
5- 4	275-11681-00	. PIN, crank	1			
	275-11681-00	. PIN, crank	1			
5- 5	99310-42541	. BEARING, con-rod big end	1			
	93310-42541	. BEARING, con-rod big end	1			
5- 6	275-11685-00	. WASHER, crank pin	2			
	275-11685-00	. WASHER, crank pin	2			
5- 7	324-11631-00-96	PISTON (.96mm STD)	1	U.R		
				1		
	324-11635-00	PISTON (0.25mm 1st O.S)	1			Alternate Parts
	324-11636-00	PISTON (0.50mm 2nd O.S)	1			Alternate Parts
	322-11631-00-96	PISTON (.96mm STD)	1	U.R		
				1		
	322-11635-00	PISTON (0.25mm 1st O.S)	1			Alternate Parts
	322-11636-00	PISTON (0.50mm 2nd O.S)	1			Alternate Parts
5- 8	93310-21854	BEARING, con-rod small end	1	1		
5- 9	214-11633-00	PIN, piston	1			
	275-11633-00	PIN, piston	1			
5-10	604-11634-00	CLIP, piston pin	2	2		

Fig. 5 CRANK · PISTON

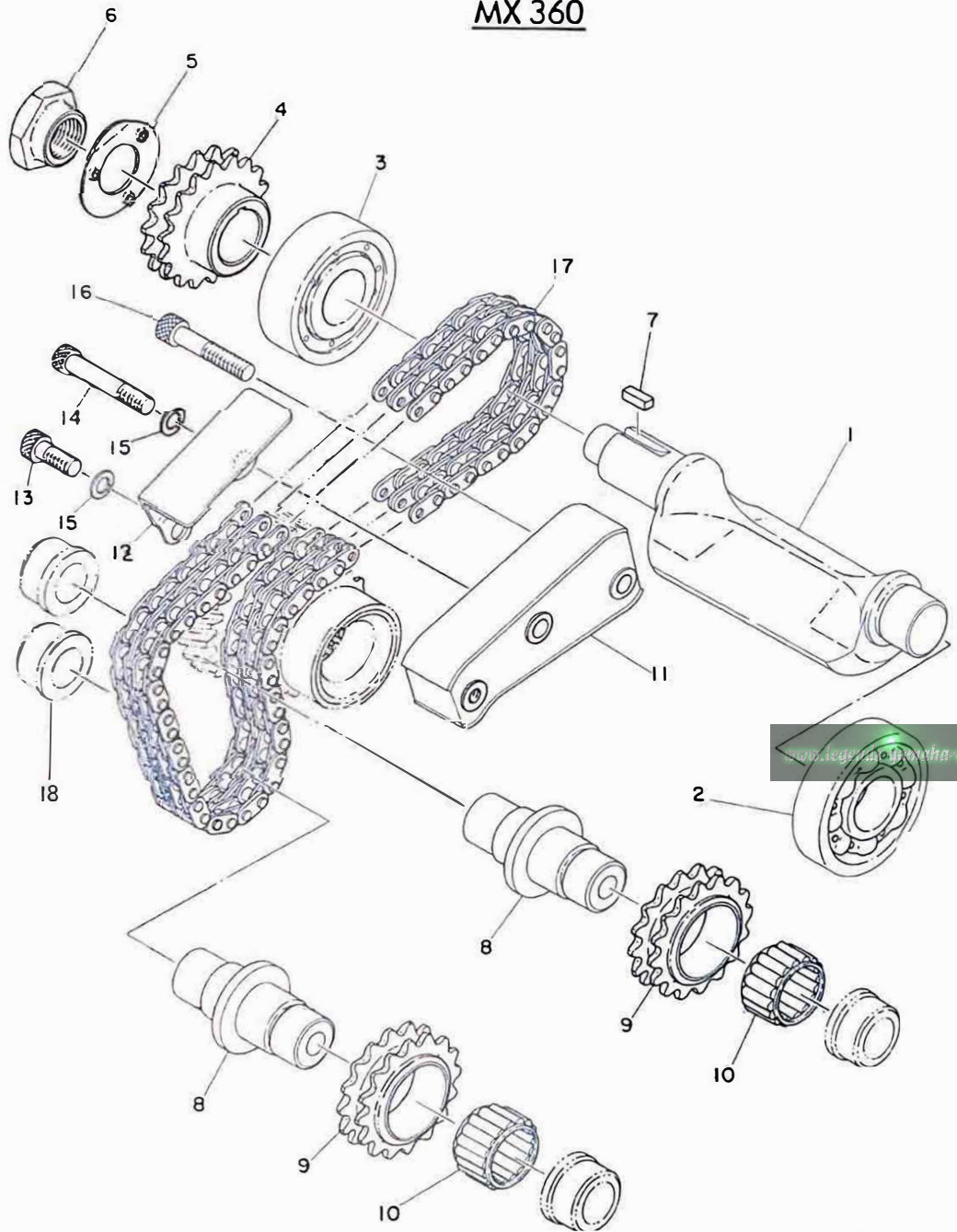


## CRANK · PISTON

Ref. No.	Part No.	Description	Q'ty		Applicable Machine No.	Remarks
			MX250	MX360		
5-11	313-11611-00	RING, piston (STD) .....	1			
	313-11611-10	RING, piston (1st O.S) .....	1			Alternate Parts
	313-11611-20	RING, piston (2nd O.S) .....	1			Alternate Parts
	322-11611-00	RING, piston (STD) .....		1		
	322-11611-10	RING, piston (1st O.S) .....		1		Alternate Parts
	322-11611-20	RING, piston (2nd O.S) .....		1		Alternate Parts
5-12	93306-30602	BEARING (B6306) .....	2	2		
5-13	93103-30072	OIL SEAL (SW30-62-10) .....	1	1		
5-14	156-11564-00-03	SHIM, crank (30.4-44-0.3) .....			} U.R 1	
	156-11564-00-04	SHIM, crank (3044-44-0.4) .....				
	156-11564-00-05	SHIM, crank (30.4-44-0.5) .....				
5-15	93103-40058	OIL SEAL (SW40-62-10) .....	1	1		
5-16	93210-25070	O-RING (3.2-24.5) .....		1		
5-17	364-16111-00	GEAR, primary drive .....	1			
	363-16111-00	GEAR, primary drive .....		1		
5-18	214-16119-00	SPRING, belleville .....	1	1		
5-19	363-11555-00	NUT, crankshaft .....	1	1		
5-20	322-11545-00	KEY, woodruff .....	1	1		

Fig. 6 CRANK BALANCER

MX 360

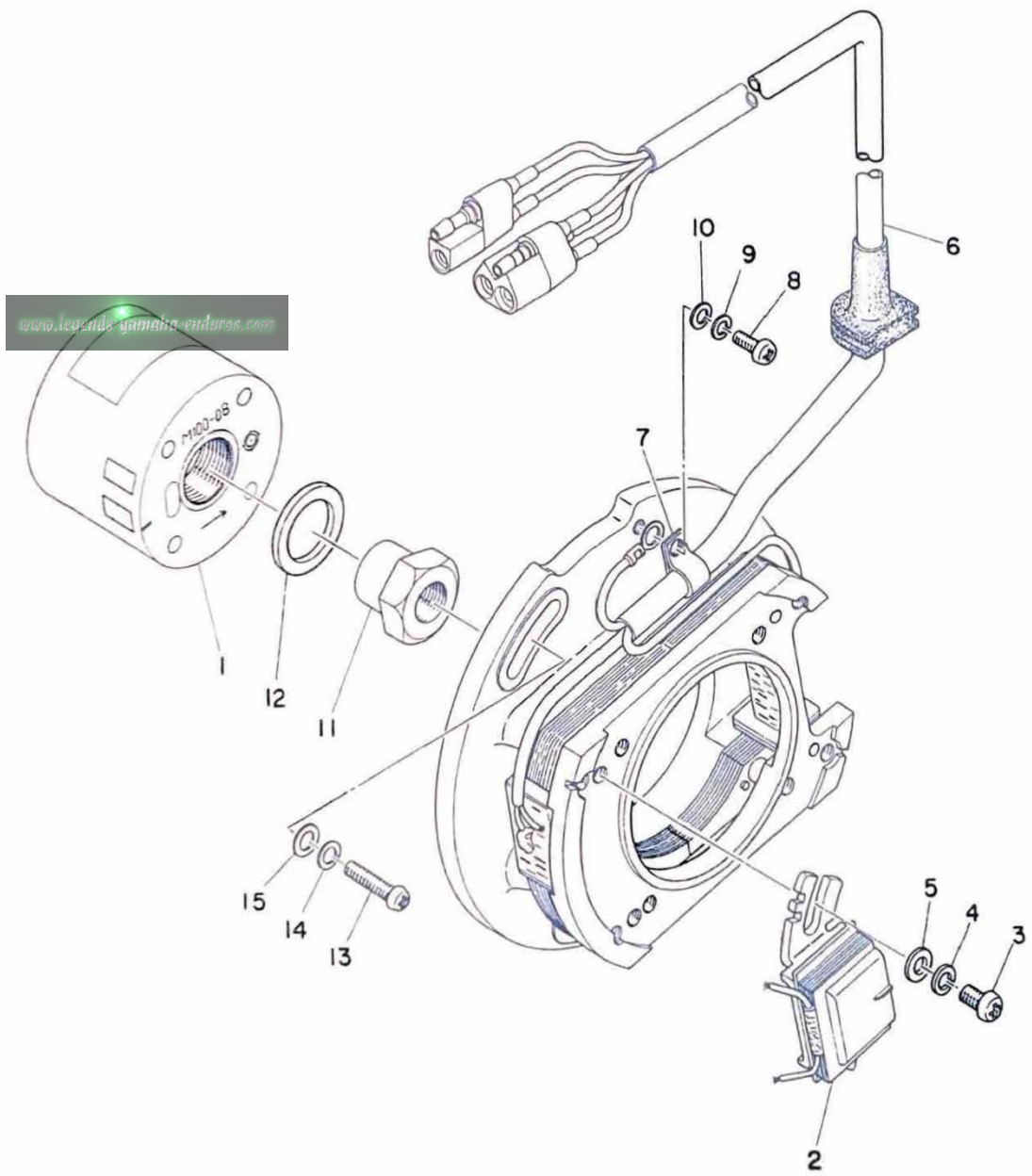


# CRANK BALANCER

Ref. No.	Part No.	Description	Q'ty	Applicable	Remarks
			MX250 MX360	Machine No.	
6- 1	363-11454-01	WEIGHT .....	1		
6- 2	93306-20410	BEARING (B6204 special) .....	1		
6- 3	93390-00008	BEARING (B9000 special) .....	1		
6- 4	363-11458-01	SPROCKET .....	1		
6- 5	363-11449-00	WASHER, lock .....	1		
6- 6	363-11459-00	NUT, special .....	1		
6- 7	363-11546-00	KEY .....	1		
6- 8	363-11455-01	SHAFT .....	2		
6- 9	363-11438-00	SPROCKET, idle .....	2		
6-10	93310-42071	BEARING .....	2		
6-11	363-11457-02	GUIDE, stopper .....	1		
6-12	363-11474-00	GUIDE, upper .....	1		
6-13	91316-06015	BOLT .....	1		
6-14	91316-06035	BOLT .....	1		
6-15	92901-06100	WASHER, spring .....	2		
6-16	91316-06030	BOLT .....	1		
6-17	94862-09066	CHAIN (RK209-2 66L) .....	1		
6-18	363-11466-00-00	BUSHING .....	4		



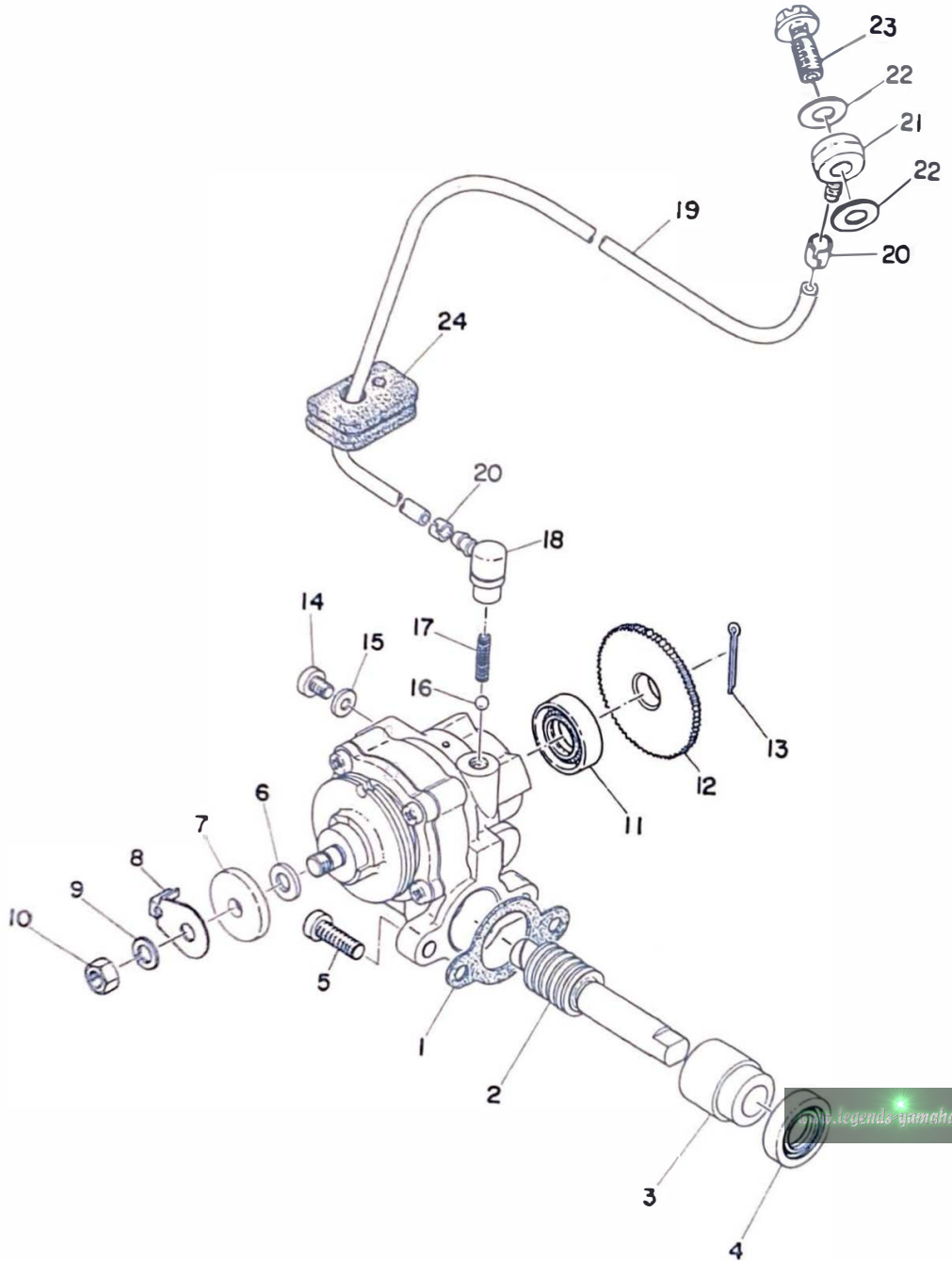
Fig.7 C·D·I MAGNETO



## C.D.I. MAGNETO

Ref. No.	Part No.	Description	Q'ty		Applicable Machine No.	Remarks
			MX250	MX360		
7- 0-1	364-85500-11	C. D. I. MAGNETO ASS'Y	1	1		
7- 1	364-85550-10	. ROTOR ASS'Y	1	1		
7- 2	364-85543-10	. COIL, pulser	1	1		
7- 3	98501-05010	. SCREW, panhead	2	2		
7- 4	92901-05100	. WASHER, spring	2	2		
7- 5	92901-05200	. WASHER, plain	2	2		
7- 6	364-85515-10	. LEAD WIRE ASS'Y	1	1		
7- 7	109-81328-10	. CLAMP, lead	1	1		
7- 8	165-81145-21	. SCREW, panhead (4-8)	1	1		
7- 9	92901-04100	. WASHER, spring	1	1		
7-10	92901-04200	. WASHER, plain	1	1		
7-11	322-85553-10	. NUT, rotor	1	1		
7-12	322-85554-10	. WASHER, rotor	1	1		
7-13	92501-06018	SCREW, panhead	3	3		
7-14	92901-06100	WASHER, spring	3	3		
7-15	92901-06200	WASHER, plain	3	3		

Fig. 8 OIL PUMP

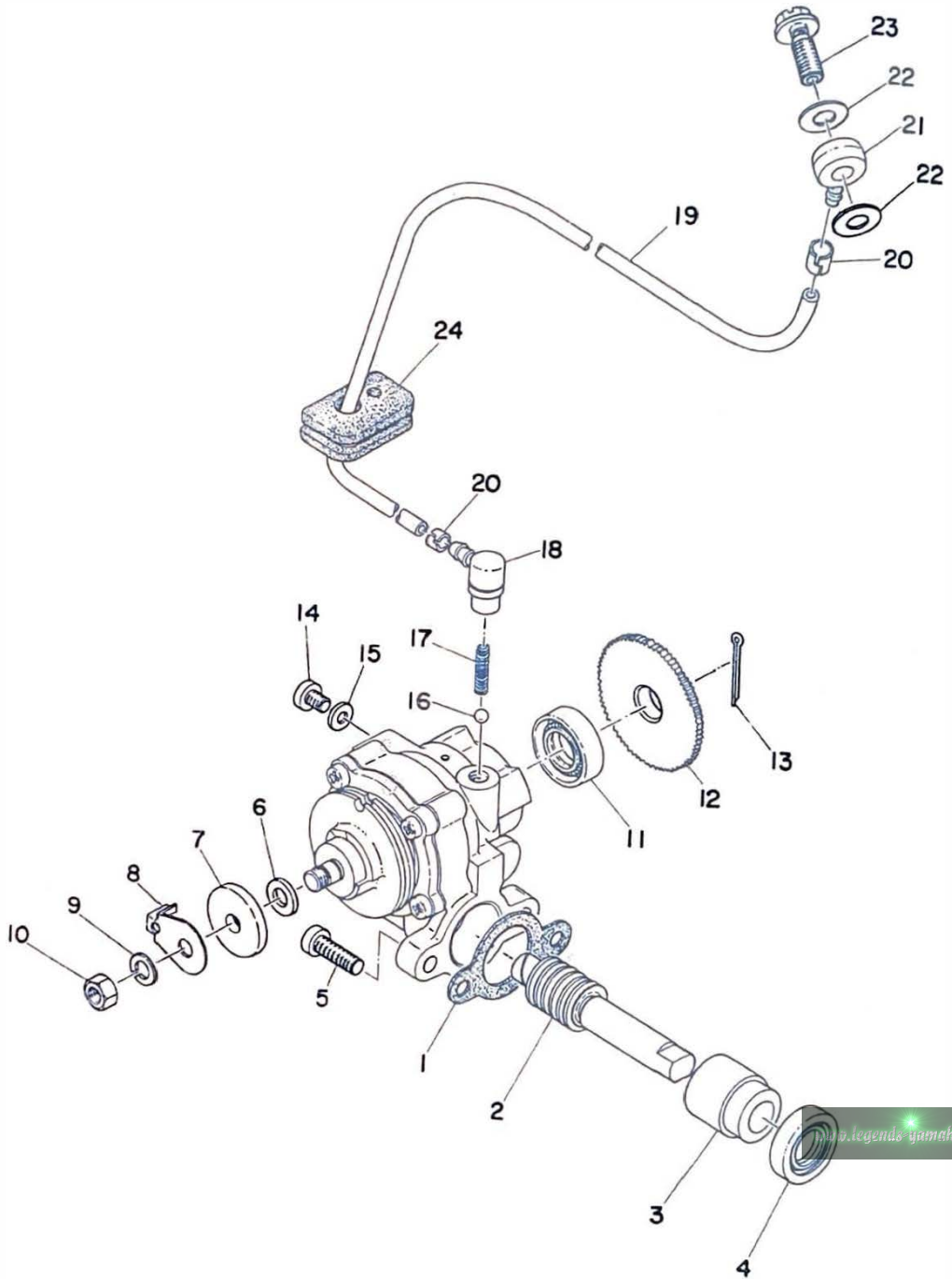


# OIL PUMP

Ref. No.	Part No.	Description	Q'ty		Applicable Machine No.	Remarks
			MX250	MX360		
8- 1	126-13116-00	GASKET, pump case	1	1		
8- 2	364-13175-00	SHAFT, worm	1			
	363-13175-00	SHAFT, worm		1		
8- 3	137-13176-00	METAL, worm	1	1		
8- 4	93101-10002	OIL SEAL	1	1		
8- 5	98501-05015	SCREW, panhead	2	2		
8- 0-1	364-13101-00	OIL PUMP ASS'Y	1			
	363-13101-00	OIL PUMP ASS'Y		1		
	137-13137-00-03	SHIM, plunger (5.8-10-0.3)	..		} U.R U.R	
	137-13137-00-05	SHIM, plunger (5.8-10-0.5)	..			
8- 7	137-13138-01	PLATE, adjusting	1	1		
8- 8	295-13146-00	COVER	1	1		
8- 9	92901-05100	WASHER, spring	1	1		
8-10	98801-05200	NUT	1	1		
8-11	93101-10001	OIL SEAL (S-10-21-5)	1	1		
8-12	137-13128-00	PLATE, starter	1	1		
8-13	91401-12018	PIN, cotter	1	1		
8-14	98901-04008	SCREW, bind	1	1		
8-15	137-13187-00	GASKET, breather	1	1		
8-16	93505-32002	BALL (5/32 inch)	1	1		
8-17	278-13169-00	SPRING, check ball	1	1		
8-18	353-13552-00	NOZZLE	1	1		
8-19	214-13161-01	PIPE, delivery	1	1		
8-20	214-13164-00	CLIP, delivery pipe	2	2		

[www.yamaha-enthusiast.com](http://www.yamaha-enthusiast.com)

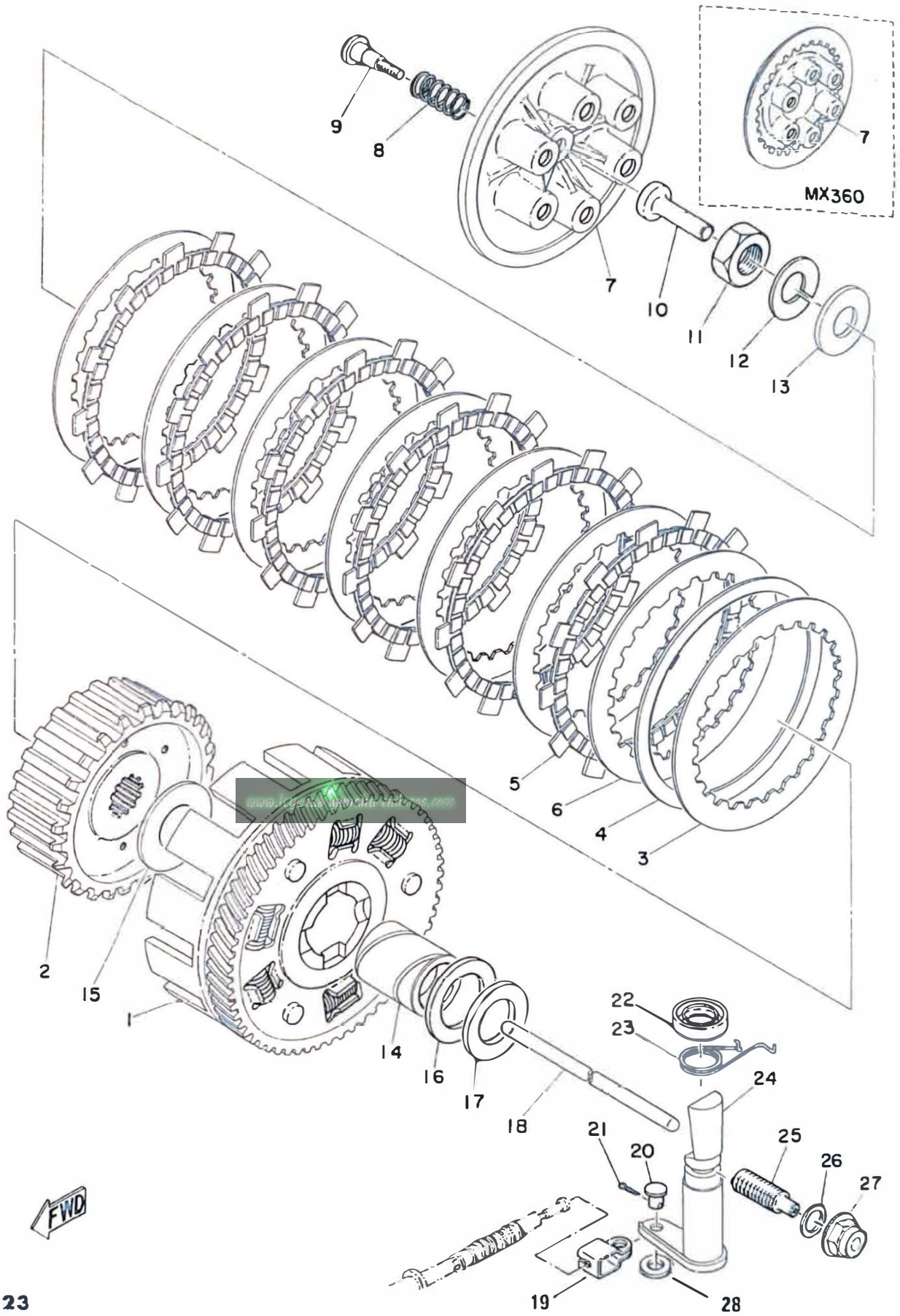
Fig. 8 OIL PUMP



# OIL PUMP

Ref. No.	Part No.	Description	Q'ty		Applicable Machine No.	Remarks
			MX250	MX360		
8-21	214-13162-00	BANJO, delivery pipe .....	1	1		
8-22	137-13167-00	GASKET, banjo bolt (6-13-05) ..	2	2		
8-23	137-13165-00	BOLT, banjo .....	1	1		
8-24	363-13174-00	HOLDER, oil pipe .....	1	1		

Fig. 9 CLUTCH

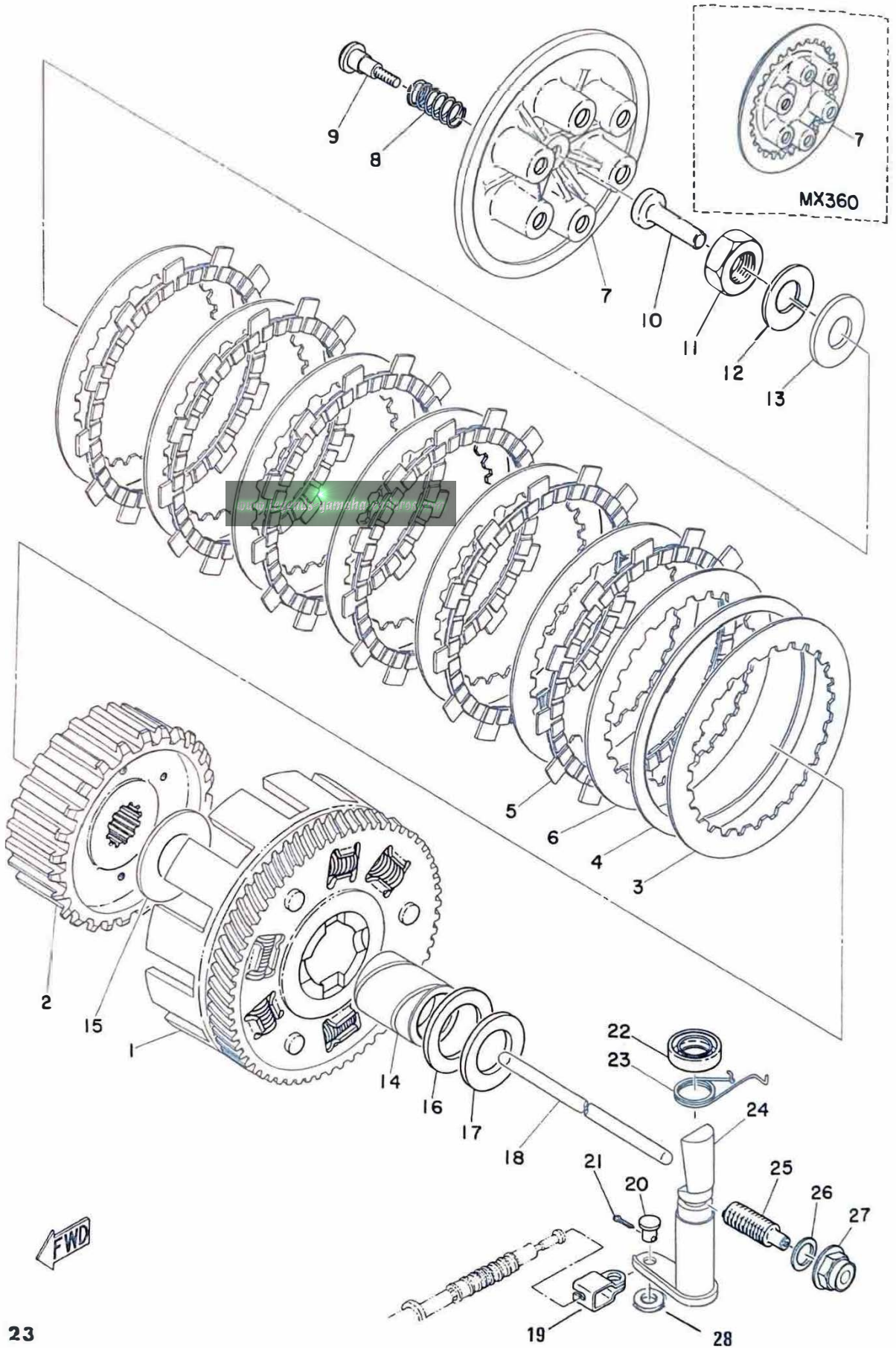


# CLUTCH

Ref. No.	Part No.	Description	Q'ty		Applicable Machine No.	Remarks
			MX250	MX36C		
9- 0-1	364-16301-00	CLUTCH ASS'Y .....	1			
	365-16301-00	CLUTCH ASS'Y .....		1		
9- 1	214-16150-01	. PRIMARY DRIVEN GEAR COMP. (65T) .....	1			
	363-16150-00	. PRIMARY DRIVEN GEAR COMP. (64T) .....		1		
9- 2	214-16371-01	. BOSS, clutch .....	1			
	363-16371-00	. BOSS, clutch .....		1		
9- 3	214-16324-00	. PLATE, clutch 1 .....	1			
9- 4	214-16332-00	. SPACER .....	1			
9- 5	168-16321-00	. PLATE, friction .....	6			
	363-16321-00	. PLATE, friction .....		8		
9- 6	168-16325-00	. PLATE, clutch .....	6	7		
9- 7	214-16351-00	. PLATE, pressure .....	1			
	363-16351-00	. PLATE, pressure .....		1		
9- 8	183-16333-70	. SPRING, clutch .....	6			
	137-16333-00	. SPRING, clutch .....		6		
9- 9	137-16337-01	. SCREW, spring .....	6	6		
9-10	174-16356-00	ROD, push .....	1	1		
9-11	156-16174-00	NUT, lock .....	1	1		
9-12	92901-18100	WASHER, spring .....	1	1		
9-13	92901-18200	WASHER, plain .....	1	1		
9-14	214-16181-00	SPACER .....	1			
	363-16181-00	SPACER .....		1		
9-15	170-16164-00	PLATE, thrust 2 .....	1	1		
9-16	364-16154-00	PLATE, thrust 1 .....	1			



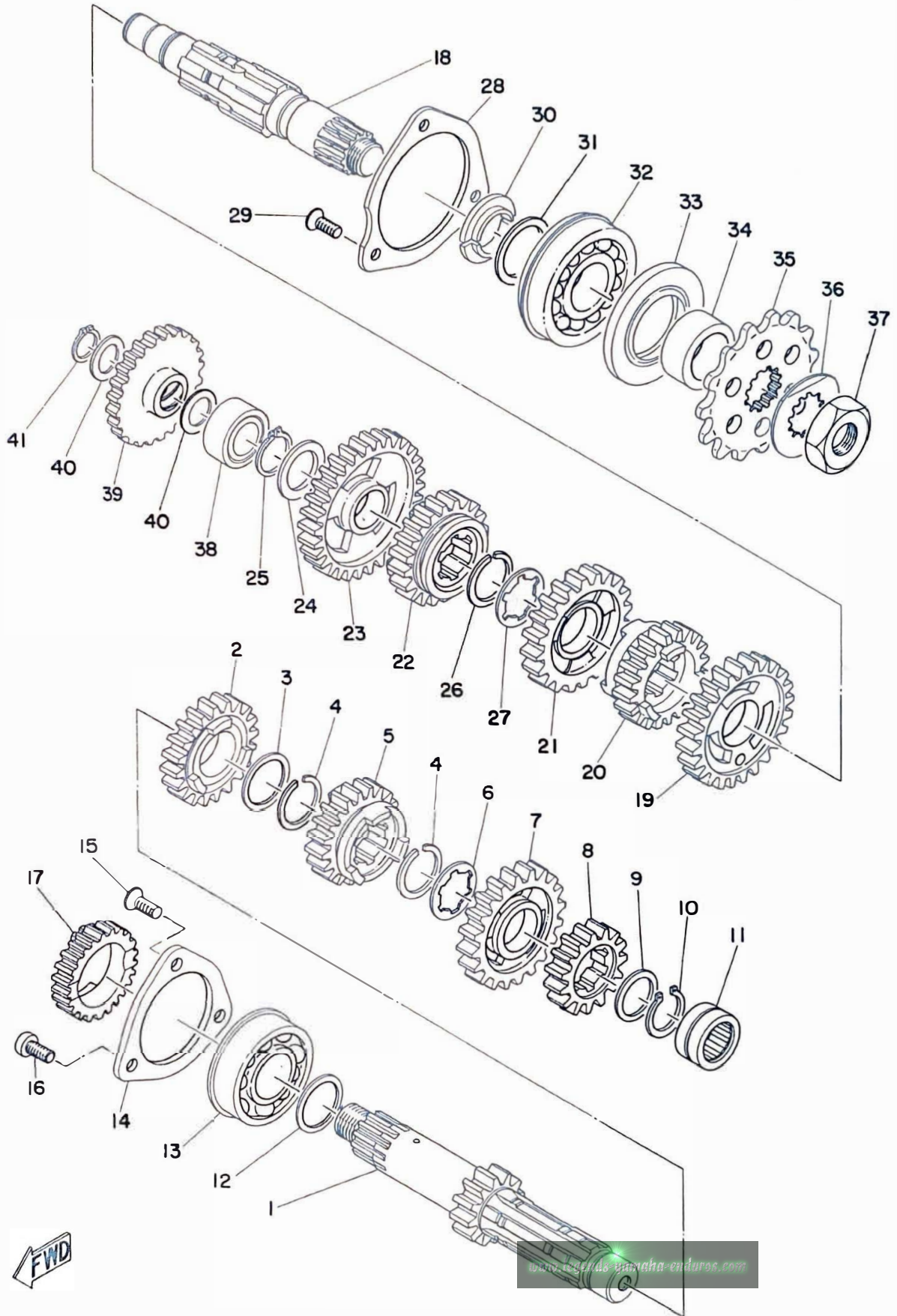
Fig. 9 CLUTCH



# CLUTCH

Ref. No.	Part No.	Description	Q'ty		Applicable Machine No.	Remarks
			MX250	MX360		
9-17	363-16154-00	PLATE, thrust .....	1	1		
9-18	364-16356-00	ROD, push 1 .....	1			
	363-16356-00	ROD, push 1 .....		1		
9-19	214-16389-00	JOINT .....	1	1		
9-20	214-16379-00	PIN .....	1	1		
9-21	91401-10010	PIN, cotter .....	1	1		
9-22	93102-17004	OIL SEAL (SD17-28-6) .....	1	1		
9-23	363-16345-00	SPRING, return .....	1	1		
9-24	363-16382-00	AXLE, push lever .....	1	1		
9-25	364-16343-00	SCREW, adjusting .....	1			
	363-16343-00	SCREW, adjusting .....		1		
9-26	363-16387-00	GASKET .....	1	1		
9-27	363-16344-00	NUT, adjusting .....	1	1		
9-28	90201-17307	WASHER .....	1	1		

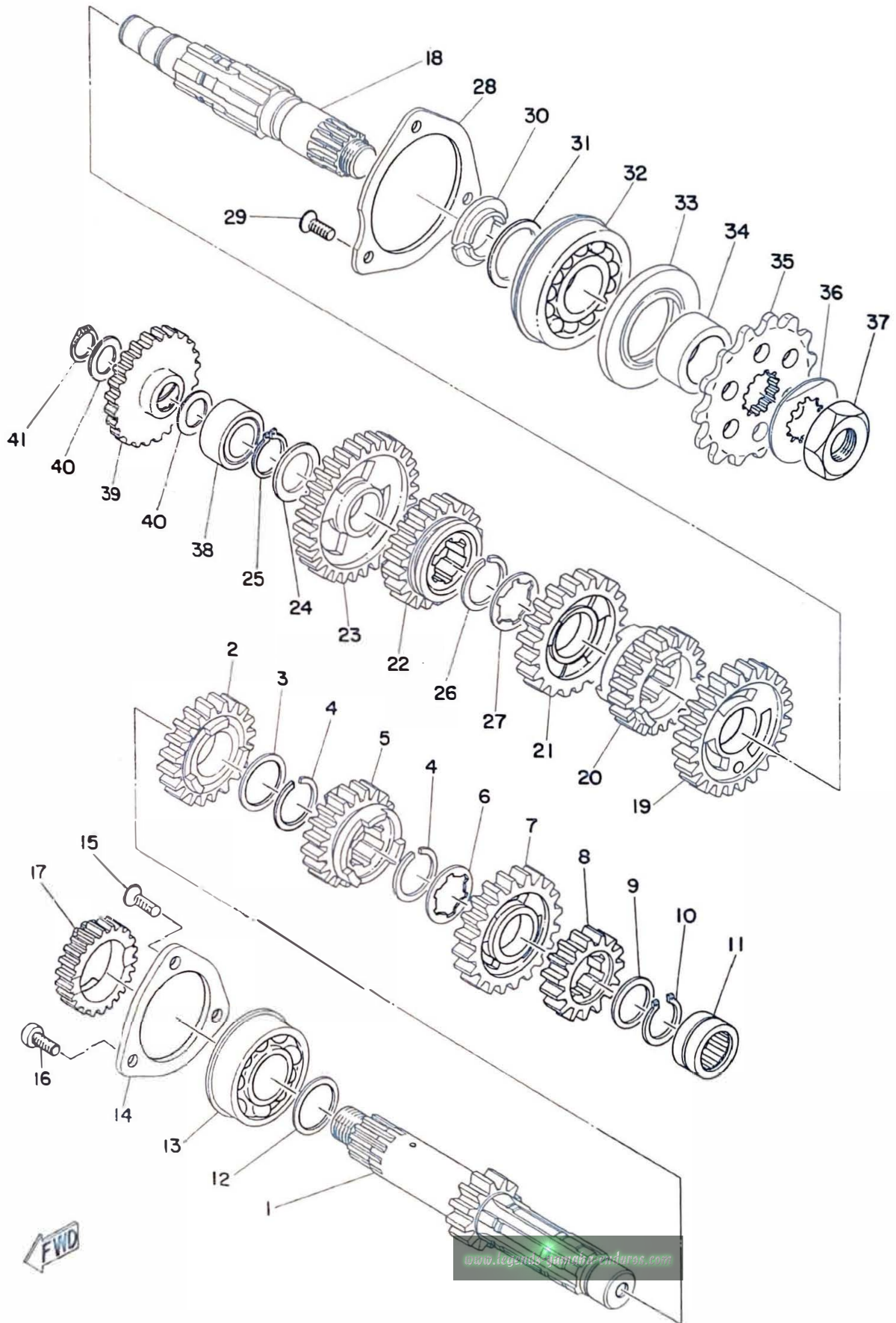
Fig. 10 TRANSMISSION



# TRANSMISSION

Ref. No.	Part No.	Description	Q'ty		Applicable Machine No.	Remarks
				MX250/MX360		
10- 1	214-17411-61	AXLE, main (16T) .....	1			
	365-17411-60	AXLE, main (16T) .....		1		
10- 2	214-17141-10	GEAR, 4th pinion (26T) .....	1	1		
10- 3	152-17226-00	WASHER, gear hold .....	1	1		
10- 4	93440-25019	CIRCLIP .....	2	2		
10- 5	364-17131-10	GEAR, 3rd pinion (23T) .....	1	1		
10- 6	214-17216-00	WASHER, gear hold .....	1	1		
10- 7	308-17151-60	GEAR, 5th pinion (29T) .....	1	1		
10- 8	214-17121-60	GEAR, 2nd pinion (20T) .....	1	1		
10- 9	132-17216-00	WASHER, gear hold (20-25-1) .....	1	1		
10-10	93410-19015	CIRCLIP (S-19) .....	1	1		
10-11	93311-42012	BEARING .....	1	1		
10-12	168-17428-01-03	SHIM, drive axle (25-34-0.3) .....	U.R 1			
	168-17428-01-05	SHIM, drive axle (25-34-0.5) .....				
10-13	93306-20515	BEARING (6205) .....	1			
	93304-20501	BEARING (4205) .....		1		
10-14	363-15383-00	PLATE, bearing cover .....	1	1		
10-15	92701-06015	SCREW, flathead .....	2	2		
10-16	92501-06015	SCREW, panhead .....	1			
10-17	214-15631-00	GEAR, kick pinion (18T) .....	1			
	363-15631-00	GEAR, kick pinion (18T) .....		1		
10-18	291-17421-00	AXLE, drive .....	1			
	365-17421-00	AXLE, drive .....		1		
10-19	214-17221-60	GEAR, 2nd wheel (33T) .....	1	1		
10-20	275-17251-10	GEAR, 5th wheel (23T) .....	1	1		

Fig. 10 TRANSMISSION

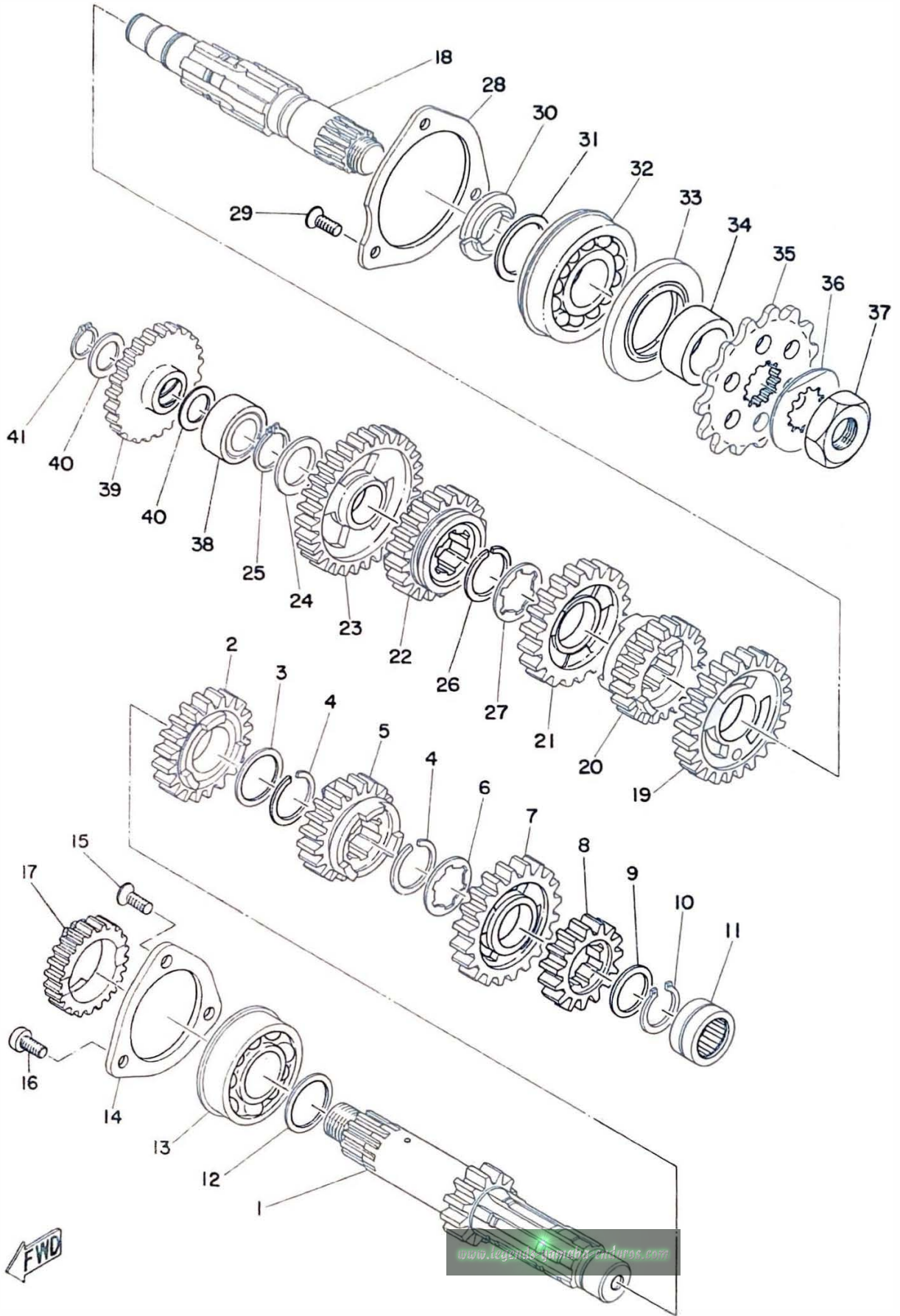


# TRANSMISSION

Ref. No.	Part No.	Description	Q'ty		Applicable Machine No.	Remarks
			MX250	MX360		
10-21	291-17231-60	GEAR, 3rd wheel (29T)	1	1		
10-22	291-17241-10	GEAR, 4th wheel (26T)	1	1		
10-23	214-17211-60	GEAR, 1st wheel (36T)	1	1		
10-24	168-17116-00	WASHER, gear hold	1	1		
10-25	93410-19015	CIRCLIP (S-19)	1	1		
10-26	93440-25019	CIRCLIP (25 $\phi$ special)	1	1		
10-27	214-17216-00	WASHER, gear hold	1	1		
10-28	363-15381-00	PLATE, bearing cover	1	1		
10-29	98701-05012	SCREW, flathead	3	3		
10-30	156-17429-00	SPACER, drive axle	2	2		
10-31	168-17428-01-03	SHIM, drive axle (25-34-0.3)	...	U.R	U.R	
	168-17428-01-05	SHIM, drive axle (25-34-0.5)	...	1	1	
10-32	93306-30512	BEARING (B6305 special)	1	1		
10-33	93102-35054	OIL SEAL (SD-35-62-6)	1	1		
10-34	214-17462-00	COLLAR, distance	1	1		
10-35	214-17461-30	SPROCKET, drive (13T)	.....	} U.R U.R 1 1		
	214-17461-40	SPROCKET, drive (14T)	.....			
	214-17461-60	SPROCKET, drive (16T)	.....			
10-36	156-17464-01	WASHER, lock	1	1		
10-37	152-17463-00	NUT, lock	1	1		
10-38	93313-31709	BEARING	1			
	93313-32008	BEARING		1		
10-39	214-15651-03	GEAR, idle (23T)	1			
	363-15651-00	GEAR, idle (23T)		1		

STD

Fig. 10 TRANSMISSION

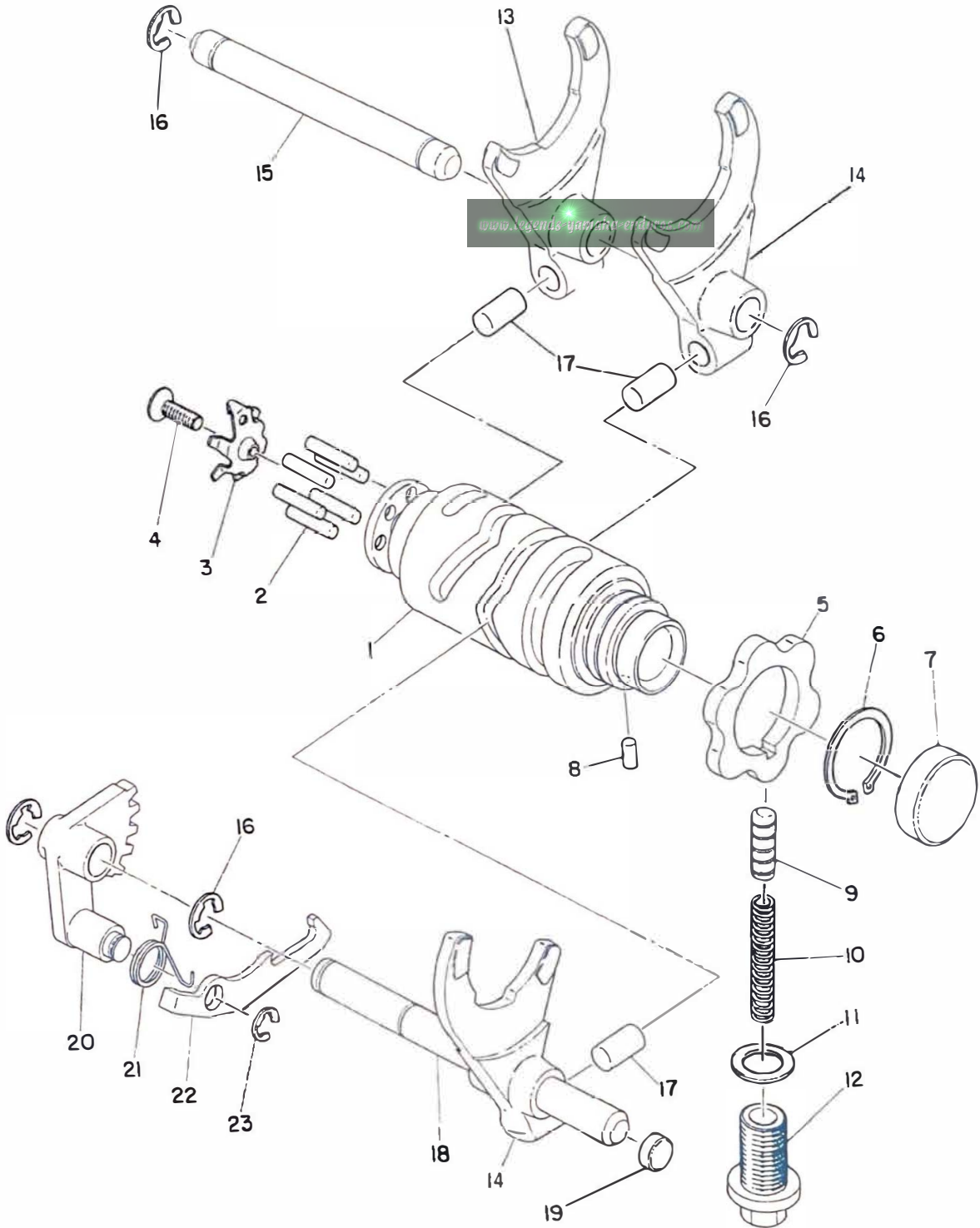


# TRANSMISSION

Ref. No.	Part No.	Description	Q'ty	Applicable Machine No.	Remarks
			MX250 MX360		
10-40	164-17417-00-10	SHIM (17.5-26-1.0) .....	2		
	156-17116-00	WASHER .....	1		
10-41	93410-15005	CIRCLIP (S-15) .....	1		
	93410-17008	CIRCLIP (S-17) .....	1		



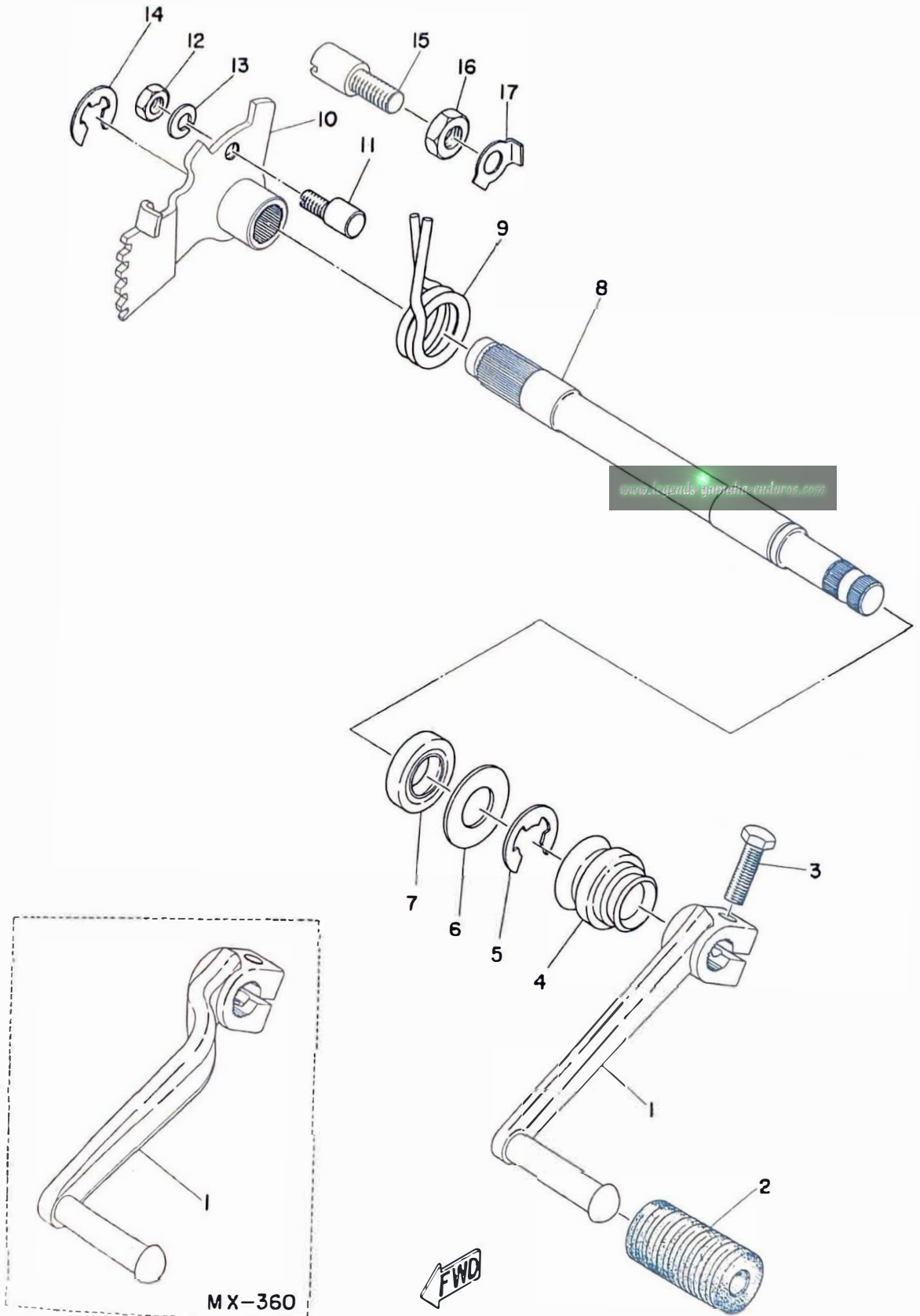
Fig. 11 SHIFTER 1



# SHIFTER 1

Ref. No.	Part No.	Description	Q'ty		Applicable Machine No.	Remarks
			MX250	MX360		
11- 1	364-18541-00	CAM, shift .....	1	1		
11- 2	93604-18100	PIN, dowel (4-18) .....	6	6		
11- 3	363-18561-01	PLATE, side .....	1	1		
11- 4	98701-05012	SCREW, flathead .....	1	1		
11- 5	360-18141-01	PLATE, stopper .....	1	1		
11- 6	93410-30012	CIRCLIP (E-30) .....	1	1		
11- 7	214-18533-00	PLUG, blind .....	1	1		
11- 8	93604-08071	PIN, dowel (4-8) .....	1	1		
11- 9	278-18547-02	STOPPER, cam .....	1	1		
11-10	278-18557-00	SPRING, cam stopper .....	1	1		
11-11	137-15353-00	GASKET, drain plug .....	1	1		
11-12	278-18577-02	SCREW, spring .....	1	1		
11-13	363-18511-00	FORK, shift 1 .....	1	1		
11-14	364-18511-00	FORK, shift 1 .....	2	2		
11-15	363-18535-00	BAR, shift fork guide 2 .....	1	1		
11-16	93430-08006	CIRCLIP (E-8) .....	4	4		
11-17	278-18552-00	PIN, cam follower .....	3	3		
11-18	363-18531-00	BAR, shift fork guide 1 .....	1	1		
11-19	150-18328-00	PLUG, blind .....	1	1		
11-20	363-18122-00	LEVER, change 2 .....	1	1		
11-21	363-18123-00	SPRING .....	1	1		
11-22	363-18151-00	LEVER change 3 .....	1	1		
11-23	93430-07012	CIRCLIP (E-7) .....	1	1		

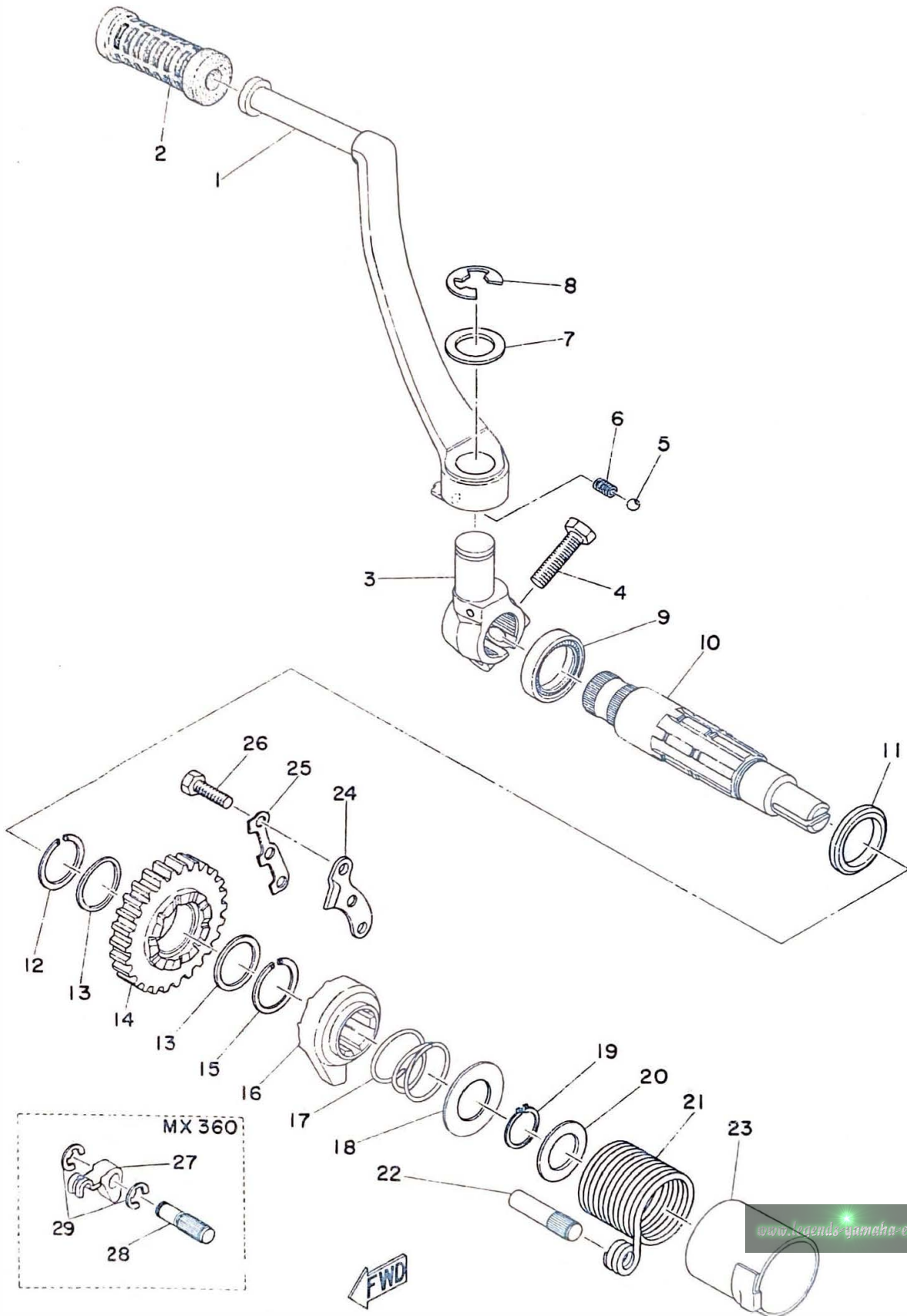
Fig. 12 SHIFTER 2



## SHIFTER 2

Ref. No.	Part No.	Description	Q'ty		Applicable Machine No.	Remarks
			MX250	MX360		
12- 1	364-18111-00-93	PEDAL, change	1			
	363-18111-00-93	PEDAL, change		1		
12- 2	132-18113-01	COVER, change pedal	1	1		
12- 3	91101-06020	BOLT	1	1		
12- 4	214-18131-00	BOOT, sealing	1	1		
12- 5	93430-12009	CIRCLIP (E-12)	1	1		
12- 6	248-18137-00	WASHER, change axle	1	1		
12- 7	93109-14005	OIL SEAL (SDO-14-24-6)	1	1		
12- 8	363-18125-00	SHAFT, change	1	1		
12- 9	214-18124-00	SPRING, shaft return	1	1		
12-10	363-18121-00	LEVER, change 1	1	1		
12-11	214-18186-00	SCREW, adjusting	1	1		
12-12	98801-06200	NUT	1	1		
12-13	92901-06100	WASHER, spring	1	1		
12-14	93430-10016	CIRCLIP (E-10)	1	1		
12-15	278-18127-00	SCREW, adjusting	1	1		
12-16	98801-08300	NUT	1	1		
12-17	214-18139-02	WASHER, lock	1	1		

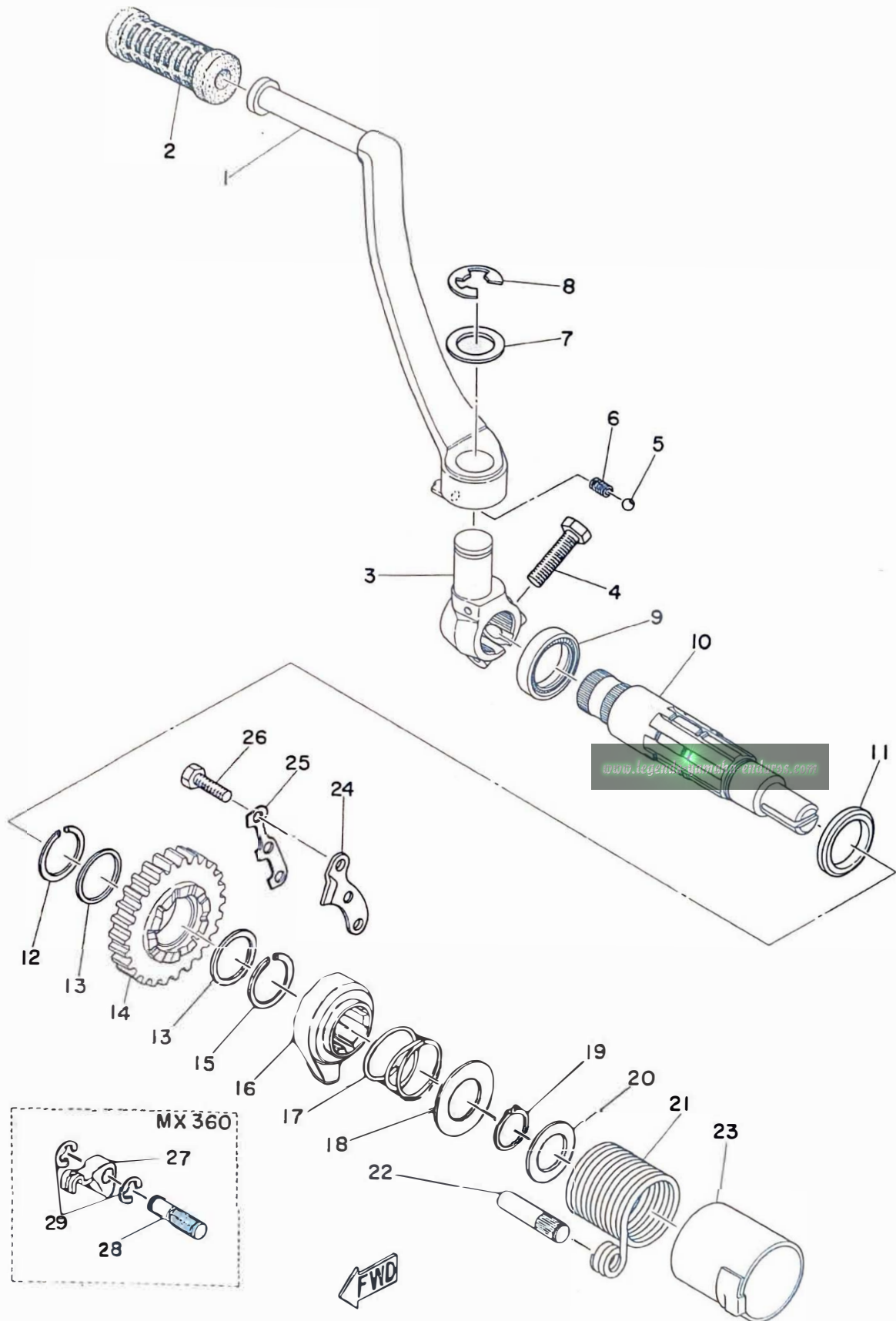
Fig.13 STARTER



# STARTER

Ref. No.	Part No.	Description	Q'ty		Applicable Machine No.	Remarks
			MX250	MX360		
13- 1	363-15611-00-91	CRANK, kick	1	1		
13- 2	156-15618-01	COVER, kick lever	1	1		
13- 3	363-15621-00	BOSS, kick crank	1	1		
13- 4	97211-08030	BOLT	1	1		
13- 5	93507-32009	BALL (7/32 inch)	1	1		
13- 6	278-15622-00	SPRING, boss stopper	1	1		
13- 7	256-15615-00	WASHER	1	1		
13- 8	93430-12022	CIRCLIP (E-12)	1	1		
13- 9	93102-25064	OIL SEAL	1	1		
13-10	363-15661-00	AXLE, kick	1	1		
13-11	364-15683-00	SPACER, kick axle	1			
	131-15653-00	WASHER, plain		1		
13-12	93440-25020	CIRCLIP	1	1		
13-13	256-17154-00	WASHER, gear hold	2	2		
13-14	363-15641-00	GEAR, kick	1	1		
13-15	93440-25019	CIRCLIP	1	1		
13-16	363-15671-00	WHEEL, ratchet	1	1		
13-17	363-15675-00	SPRING, ratchet wheel	1	1		
13-18	363-15676-00	COVER, spring	1	1		
13-19	93410-19015	CIRCLIP	1	1		
13-20	168-17116-00	WASHER, gear hold	1	1		
13-21	363-15665-00	SPRING, kick	1	1		
13-22	364-15668-00	STOPPER, kick spring	1	1		
13-23	363-15664-01	GUIDE, spring	1	1		

Fig.13 STARTER



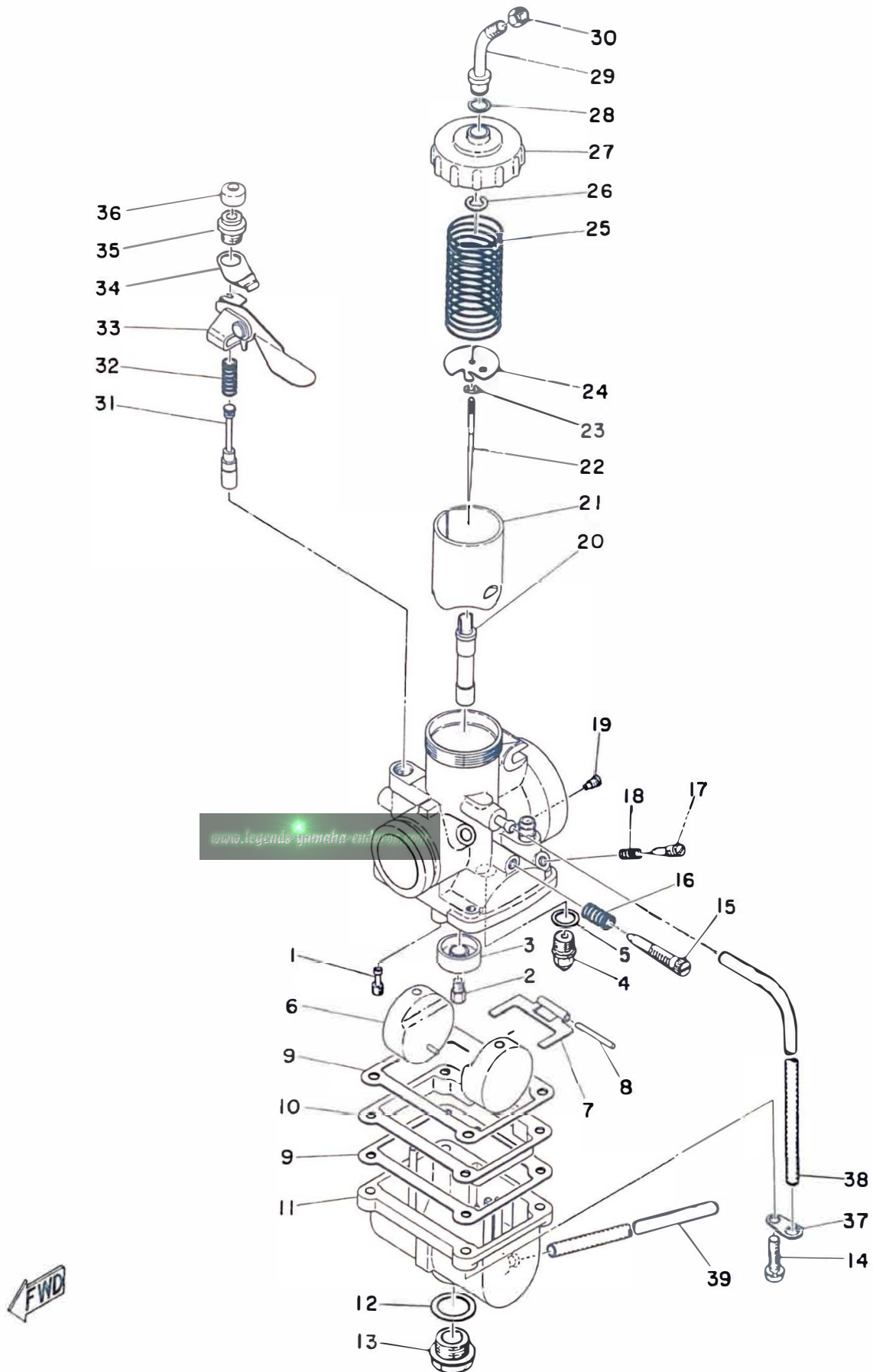
# STARTER

Ref. No.	Part No.	Description	Q'ty		Applicable Machine No.	Remarks
			MX250	MX360		
13-24	363-15674-00	GUIDE, ratchet wheel .....	1	1		
13-25	363-15686-00	WASHER, lock .....	1	1		
13-26	91210-06020	BOLT .....	3	3		
13-27	363-15656-00	LINK .....		1		
13-28	363-15659-00	AXLE .....		1		
13-29	93430-07020	CIRCLIP (E-7) .....		2		

[www.legends-yamaha-enduros.com](http://www.legends-yamaha-enduros.com)



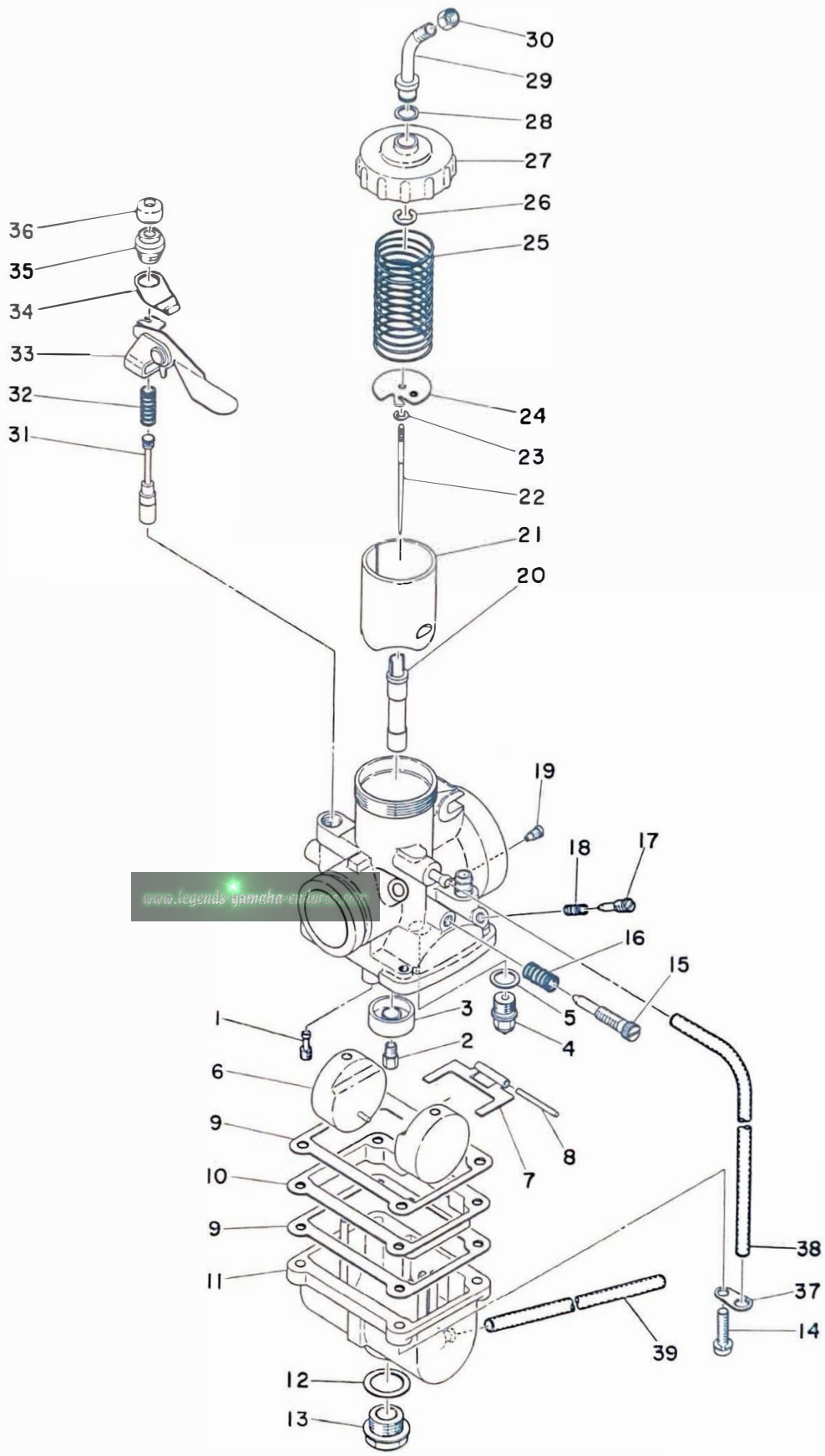
Fig. 14 CARBURETOR



# CARBURETOR

Ref. No.	Part No.	Description	Q'ty		Applicable Machine No.	Remarks
			MX250	MX360		
14- 0-1	364-14101-60	CARBURETOR ASS'Y	1			
	365-14101-60	CRABURETOR ASS'Y		1		
14- 1	193-14142-60	. JET, pilot (#60)	1			
	193-14142-50	. JET, pilot (#50)		1		
14- 2	137-14143-48	. JET, main (#240)	} U.R 1			STD (MX250)
	137-14143-50	. JET, main (#250)				
	137-14143-52	. JET, main (#260)				
	137-14143-54	. JET, main (#270)	} U.R 1			STD (MX360)
	137-14143-56	. JET, main (#280)				
14- 3	310-14194-00	. RING	1	1		
14- 4	239-14190-33	. VALVE SEAT ASS'Y (#3.3)	1	1		
14- 5	239-14195-00	. WASHER, valve seat	1	1		
14- 6	310-14185-00	. FLOAT	2	2		
14- 7	310-14187-00	. ARM, float	1	1		
14- 8	127-14186-00	. PIN, float	1	1		
14- 9	310-14184-00	. GASKET, float chamber	2	2		
14-10	310-14146-00	. PLATE	1	1		
14-11	310-14181-00-33	. BODY, float chamber	1	1		
14-12	239-14117-00	. WASHER, screw plug	1	1		
14-13	239-14115-00-33	. PLUG, screw	1	1		
14-14	310-14567-00-33	. SCREW, panhead	4	4		
14-15	313-14122-00-33	. SCREW, throttle	1			
	204-14122-00-33	. SCREW, throttle		1		
14-16	137-14133-00-33	. SPRING, throttle stop	1	1		

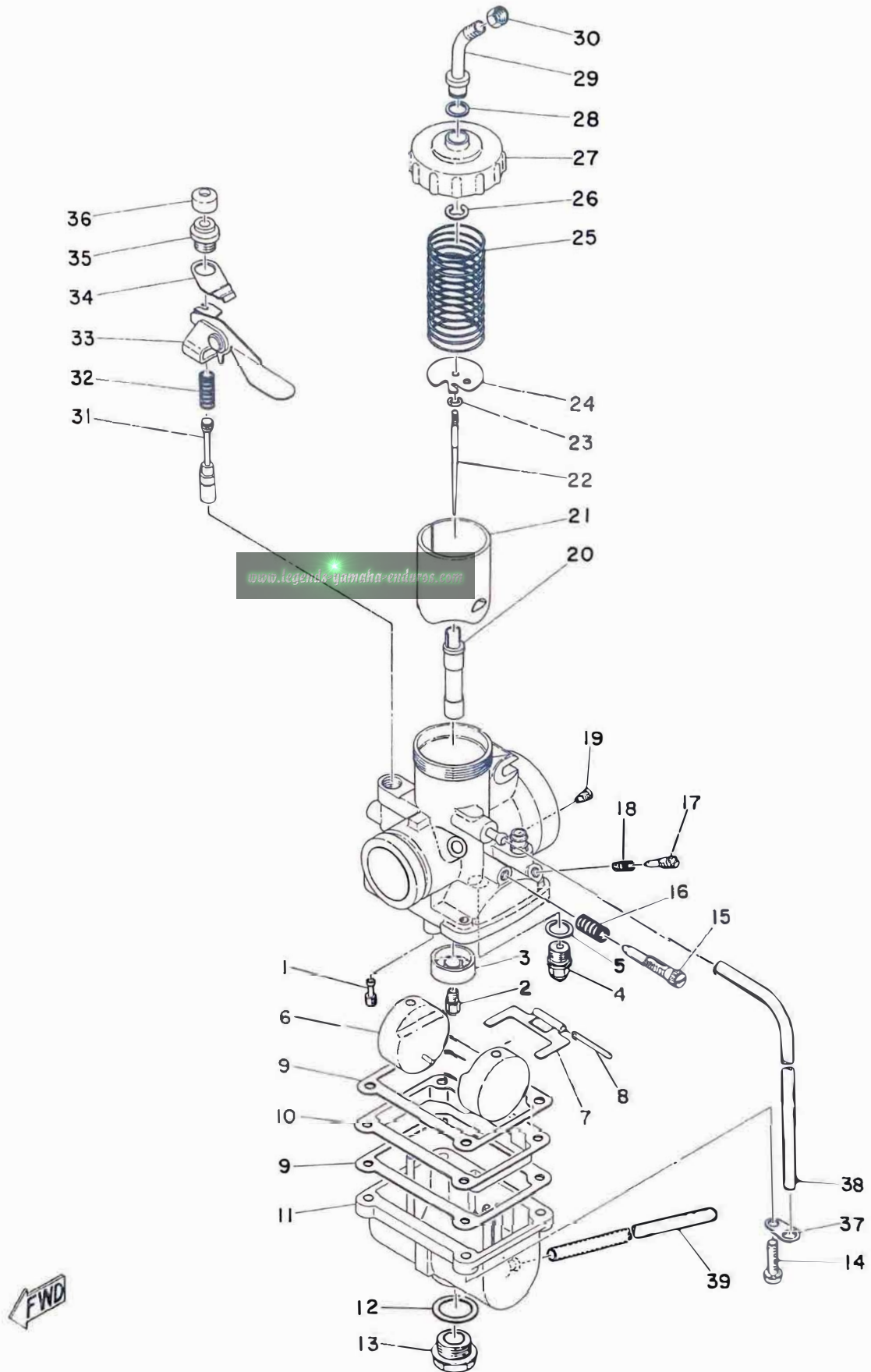
Fig. 14 CARBURETOR



# CARBURETOR

Ref. No.	Part No.	Description	Q'ty		Applicable Machine No.	Remarks
			MX250	MX360		
14-17	152-14123-00-33	. SCREW, air adjusting	..... 1	1		
14-18	127-14134-00	. SPRING, air adjusting	..... 1	1		
14-19	239-14172-20	. JET, air (#2.0)	..... 1	1		
14-20	239-14141-45	. NOZZLE, main (P-5)	..... 1			
	239-14141-40	. NOZZLE, main (P-0)	.....	1		
14-21	310-14112-30	. VALVE, throttle (#3.5)	..... 1	1		
14-22	239-14116-05	. NEEDLE (6F5-3)	..... 1			
	239-14116-15	. NEEDLE (6F15-3)	.....	1		
14-23	164-14137-00	. CLIP	..... 1	1		
14-24	239-14136-00	. SEAT, spring	..... 1	1		
14-25	275-14131-00	. SPRING, throttle valve	..... 1	1		
14-26	637-14137-00	. CLIP	..... 1	1		
14-27	364-14158-00-33	. TOP, mixing chamber	..... 1			
	310-14158-00-33	. TOP, mixing chamber	.....	1		
14-28	363-14198-00	. PACKING	..... 1	1		
14-29	363-14155-00	. TUBE, guide wire	..... 1	1		
14-30	127-14161-00	. NUT	..... 1	1		
14-31	174-14171-00	. PLUNGER, starter	..... 1	1		
14-32	256-14135-00	. SPRING, plunger	..... 1	1		
14-33	310-14175-00-33	. LEVER, starter left	..... 1	1		
14-34	275-14178-00-33	. PLATE, starter lever	..... 1	1		
14-35	802-14174-00	. CAP, plunger	..... 1	1		
14-36	802-14173-00	. COVER, plunger cap	..... 1	1		

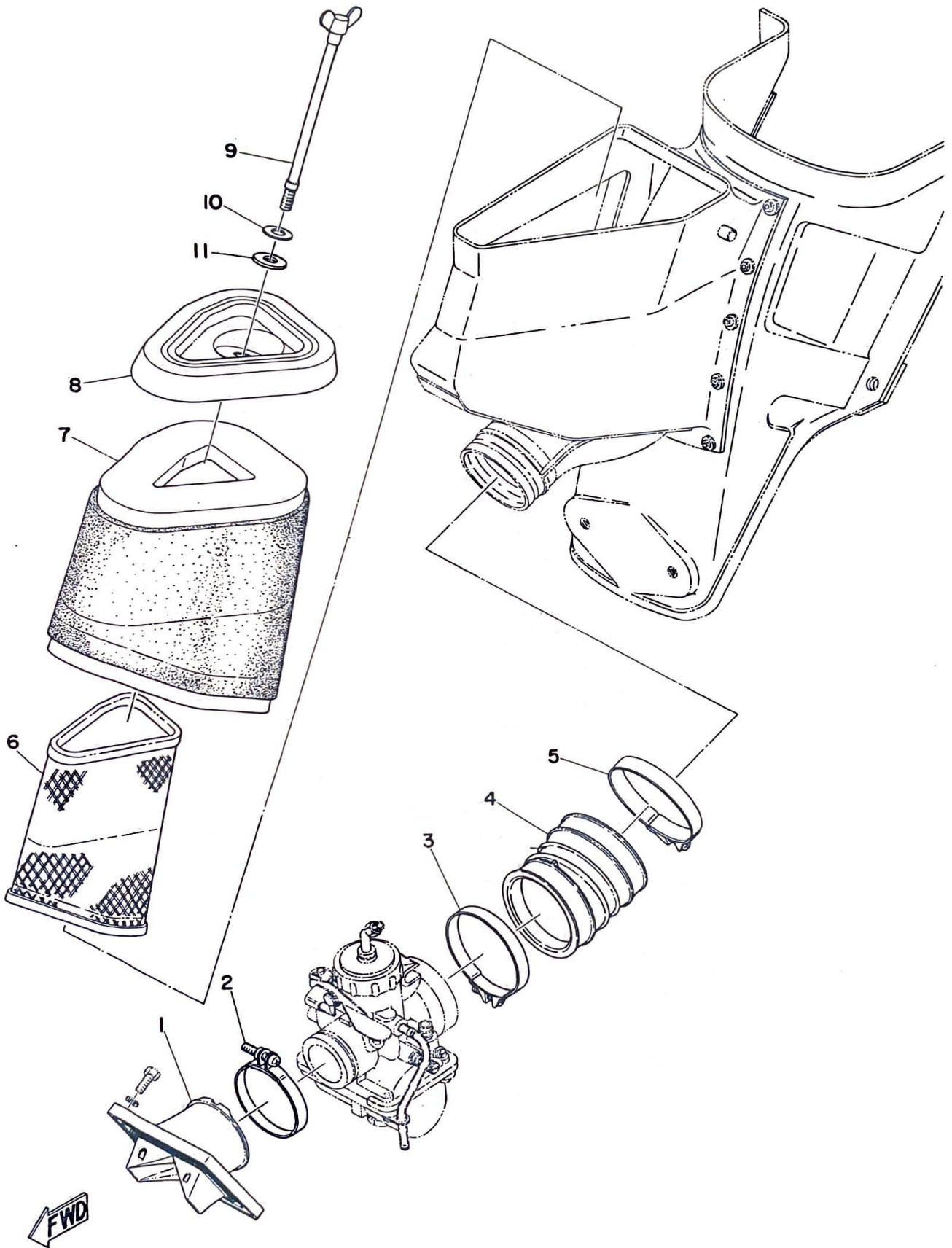
Fig. 14 CARBURETOR



# CARBURETOR

Ref. No.	Part No.	Description	Q'ty		Applicable Machine No.	Remarks
			MX250	MX360		
14-37	313-14146-00-33	. PLATE .....	1	1		
14-38	313-14197-00	. PIPE, air vent .....	1	1		
14-39	310-14197-00	. PIPE, over flow .....	1	1		

Fig. 15 AIR CLEANER

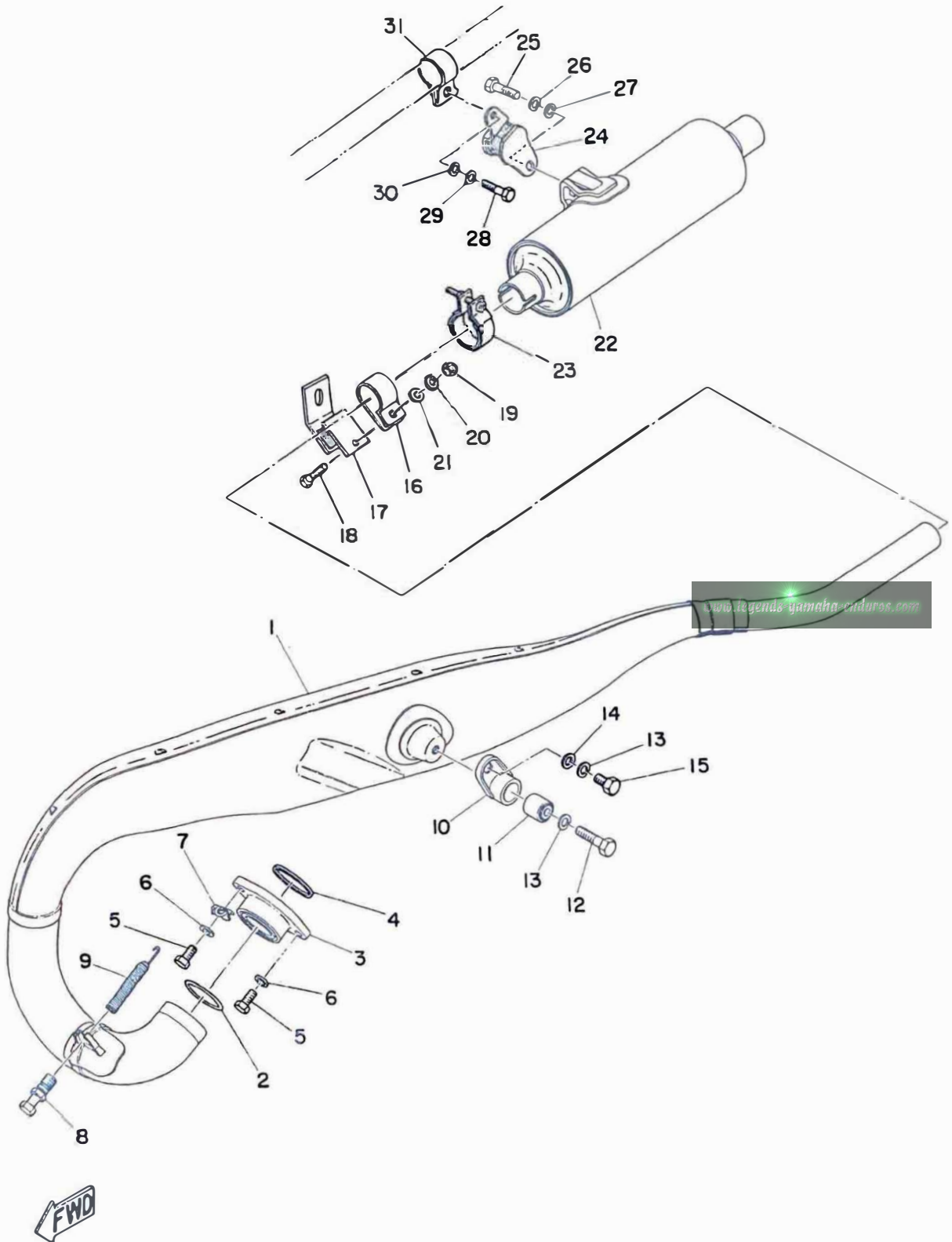


# AIR CLEANER

Ref. No.	Part No.	Description	Q'ty		Applicable Machine No.	Remarks
			MX250	MX360		
15- 1	364-13565-00	JOINT, carburetor .....	1	1		
15- 2	304-14455-00	BAND .....	1	1		
15- 3	322-14455-00	BAND .....	1	1		
15- 4	364-14453-00	JOINT, air cleaner .....	1			
	365-14453-00	JOINT, air cleaner. ....		1		
15- 5	363-14455-00	BAND .....	1	1		
15- 6	363-14458-00	GUIDE, filter .....	1	1		
15- 7	363-14451-00	ELEMENT .....	1	1		
15- 8	363-14412-00	CAP, case .....	1	1		
15- 9	363-14428-00	BOLT .....	1	1		
15-10	92901-08200	DAMPER, washer .....	1	1		
15-11	101-24723-00	WASHER, special .....	1	1		



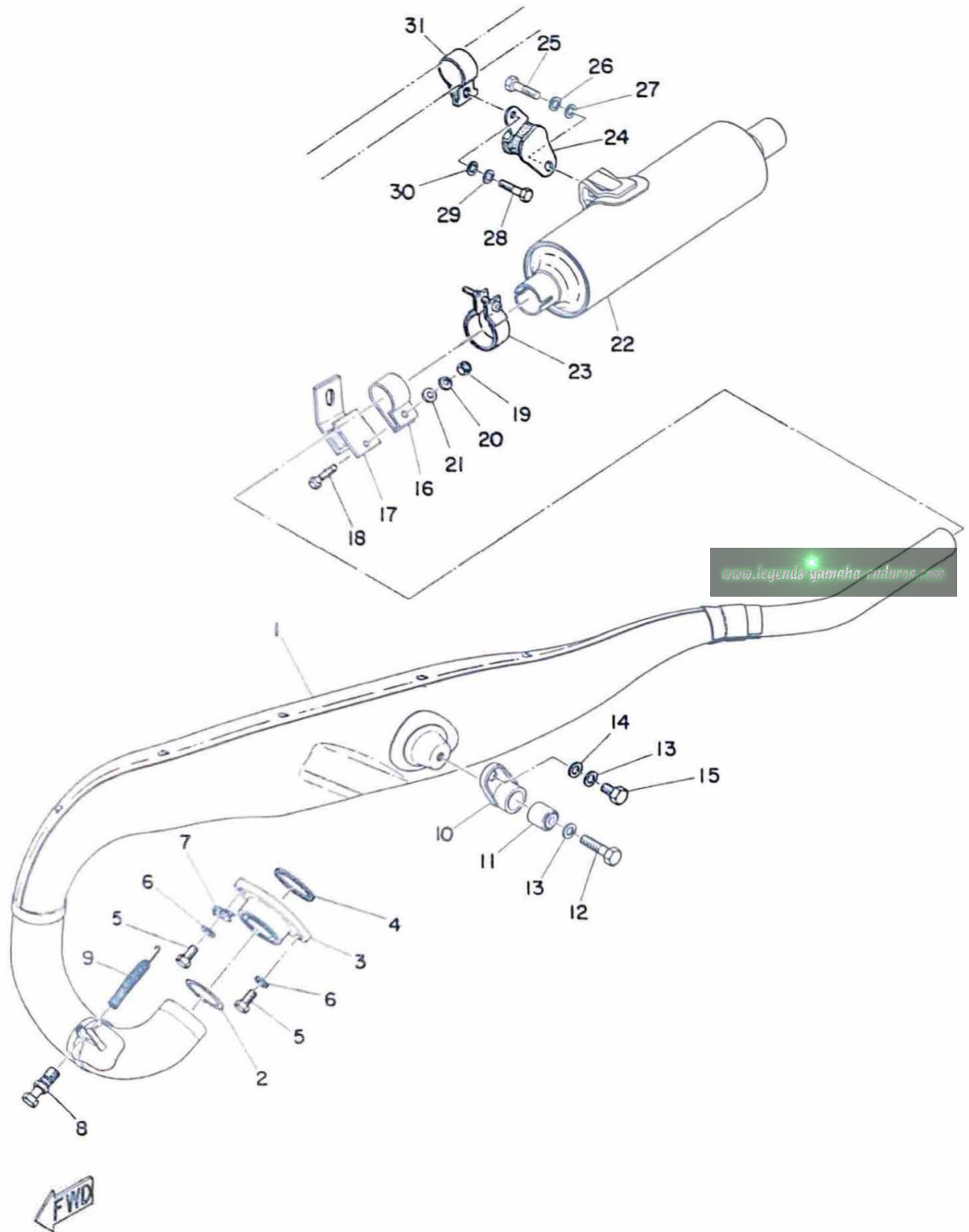
Fig. 16 EXHAUST



# EXHAUST

Ref. No.	Part No.	Description	Q'ty		Applicable Machine No.	Remarks
			MX250	MX360		
16- 1	364-14610-00	EXHAUST PIPE ASS'Y	1	1		
16- 2	214-14623-00	GASKET	1	1		
16- 3	214-14612-00	NUT, ring	1	1		
16- 4	214-14613-00	GASKET, exhaust pipe	1	1		
16- 5	91201-06020	BOLT	3	2		
16- 6	92901-06100	WASHER, spring	3	2		
16- 7	363-14685-00	PLATE, hook	1	1		
16- 8	322-14684-10	BOLT, hook	1	1		
16- 9	145-14683-00	SPRING, hook	1	1		
16-10	363-14771-00	STAY, muffler	1	1		
16-11	164-22216-00	BUSHING, rear cushion	1	1		
16-12	97201-08035	BOLT	1	1		
16-13	92901-08100	WASHER, spring	2	2		
16-14	92901-08200	WASHER, plain	1	1		
16-15	97201-08018	BOLT	1	1		
16-16	285-14781-11	STAY, muffler 2	1	1		
16-17	363-14791-00	STAY, muffler 3	1	1		
16-18	91201-06025	BOLT	1	1		
16-19	98801-06100	NUT	1	1		
16-20	92901-06100	WASHER, spring	1	1		
16-21	92901-06200	WASHER, plain	1	1		
16-22	364-14753-10	SILENCER	1	1		
16-23	322-14788-11	BAND, silencer	1	1		

Fig. 16 EXHAUST



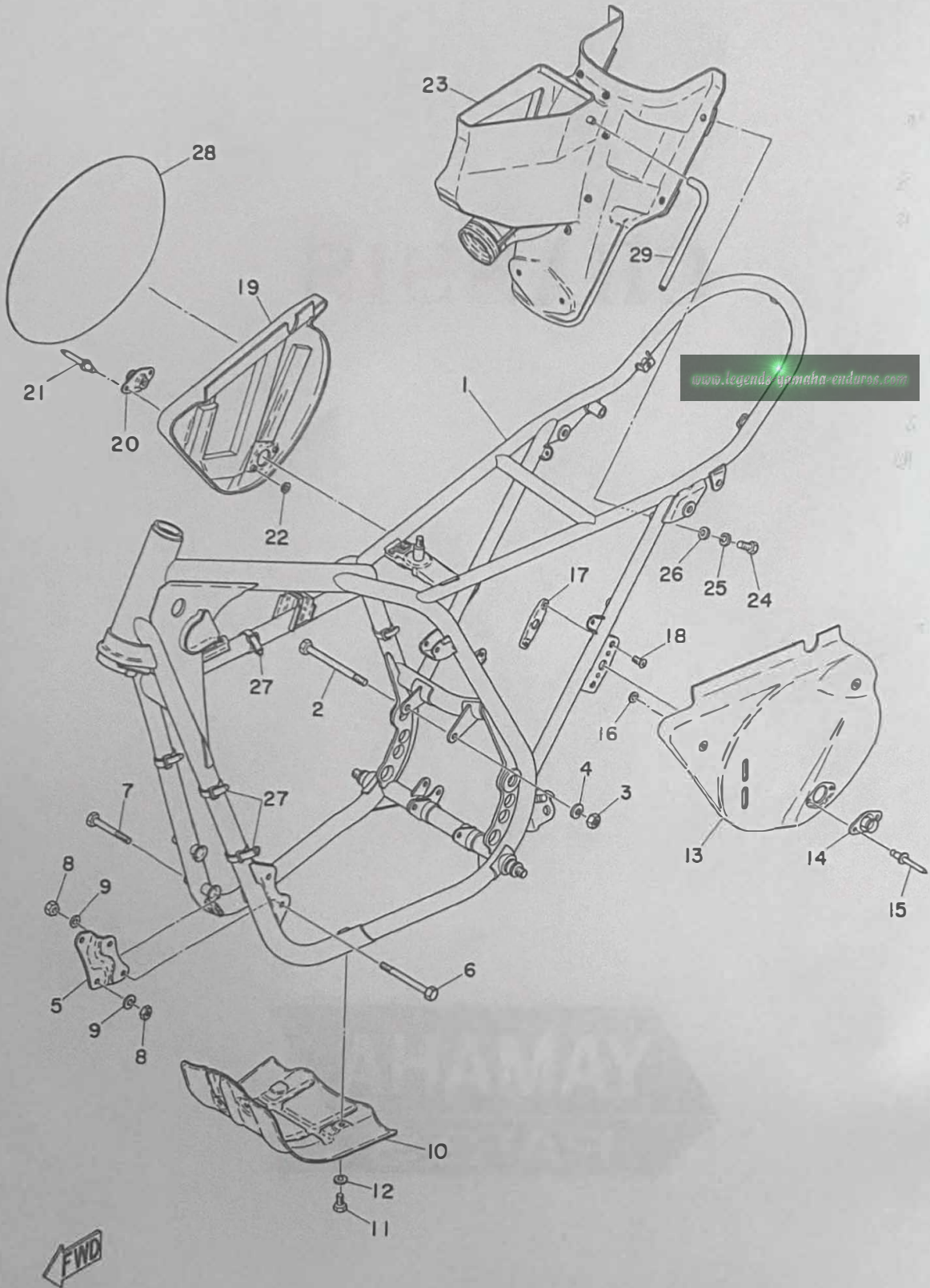
# EXHAUST

Ref. No.	Part No.	Description	Q'ty		Applicable Machine No.	Remarks
			MX250	MX360		
16-24	363-14782-10	STAY, muffler .....	1	1		
16-25	97201-08018	BOLT .....	1	1		
16-26	92901-08100	WASHER, spring .....	1	1		
16-27	92901-08200	WASHER, plain .....	1	1		
16-28	91201-06020	BOLT .....	1	1		
16-29	92901-06100	WASHER, spring .....	1	1		
16-30	92901-06200	WASHER, plain .....	1	1		
16-31	322-14792-10	STAY, muffler .....	1	1		

# CHASSIS



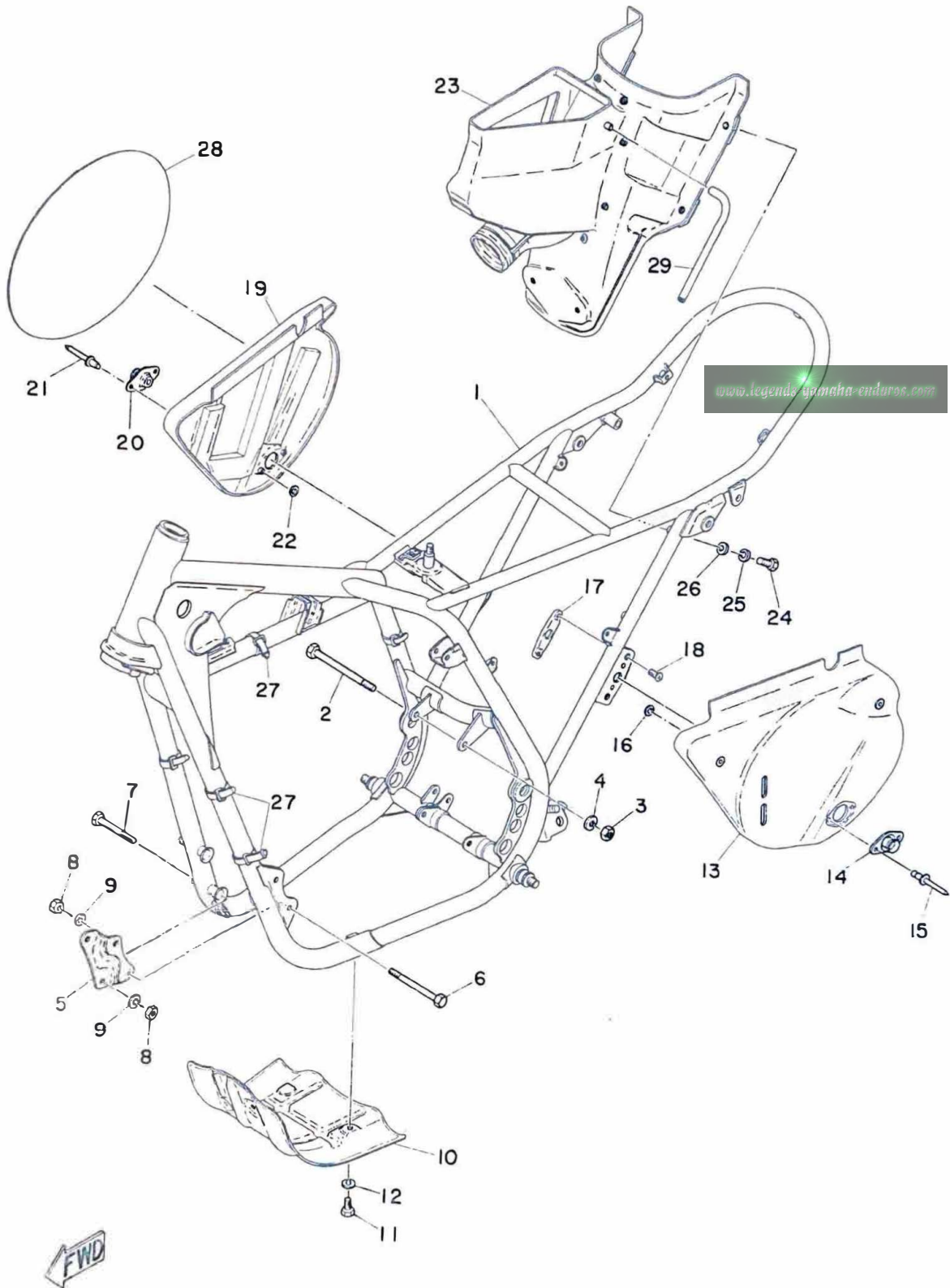
Fig. 17 FRAME · SIDE COVER



## FRAME · SIDE COVER

Ref. No.	Part No.	Description	Q'ty		Applicable Machine No.	Remarks
			MX250	MX360		
17- 1	363-21110-00-33	FRAME COMP. ....	1	1		Yamaha Black
17- 2	214-21483-00	BOLT, engine mounting 1 .....	2	2		10 d - 112ℓ
17- 3	92801-10100	NUT .....	2	2		
17- 4	92901-10100	WASHER, spring .....	2	2		
17- 5	363-21416-00	BRACKET, engine front upper right	1	1		
17- 6	363-21482-00	BOLT, engine mounting front ...	2	2		
17- 7	97201-08060	BOLT .....	2	2		
17- 8	98801-08100	NUT .....	3	3		
17- 9	92901-08100	WASHER, spring .....	4	4		
17-10	363-21471-00	PROTECTOR, engine .....	1	1		
17-11	91201-06012	BOLT .....	4	4		
17-12	92901-06100	WASHER, spring .....	4	4		
17-13	363-21711-01-01	COVER, side left .....	1	1		Silver dust /Yamaha Black
17-14	363-21189-00	FASTENER, sign .....	1	1		
17-15	90267-40037	RIVET .....	4	4		
17-16	90201-04014	WASHER, special .....	4	4		
17-17	363-21736-00	STAY, side cover .....	2	2		
17-18	98701-04010	SCREW, flathead .....	4	4		
17-19	363-21721-01-01	COVER, side right .....	1	1		Silver dust
17-20	363-21189-00	FASTNER, sign .....	1	1		
17-21	90267-40037	RIVET .....	2	2		
17-22	90201-04014	WASHER, special .....	2	2		
17-23	363-21240-02	BOX COMP., air cleaner .....	1	1		

Fig. 17 FRAME · SIDE COVER

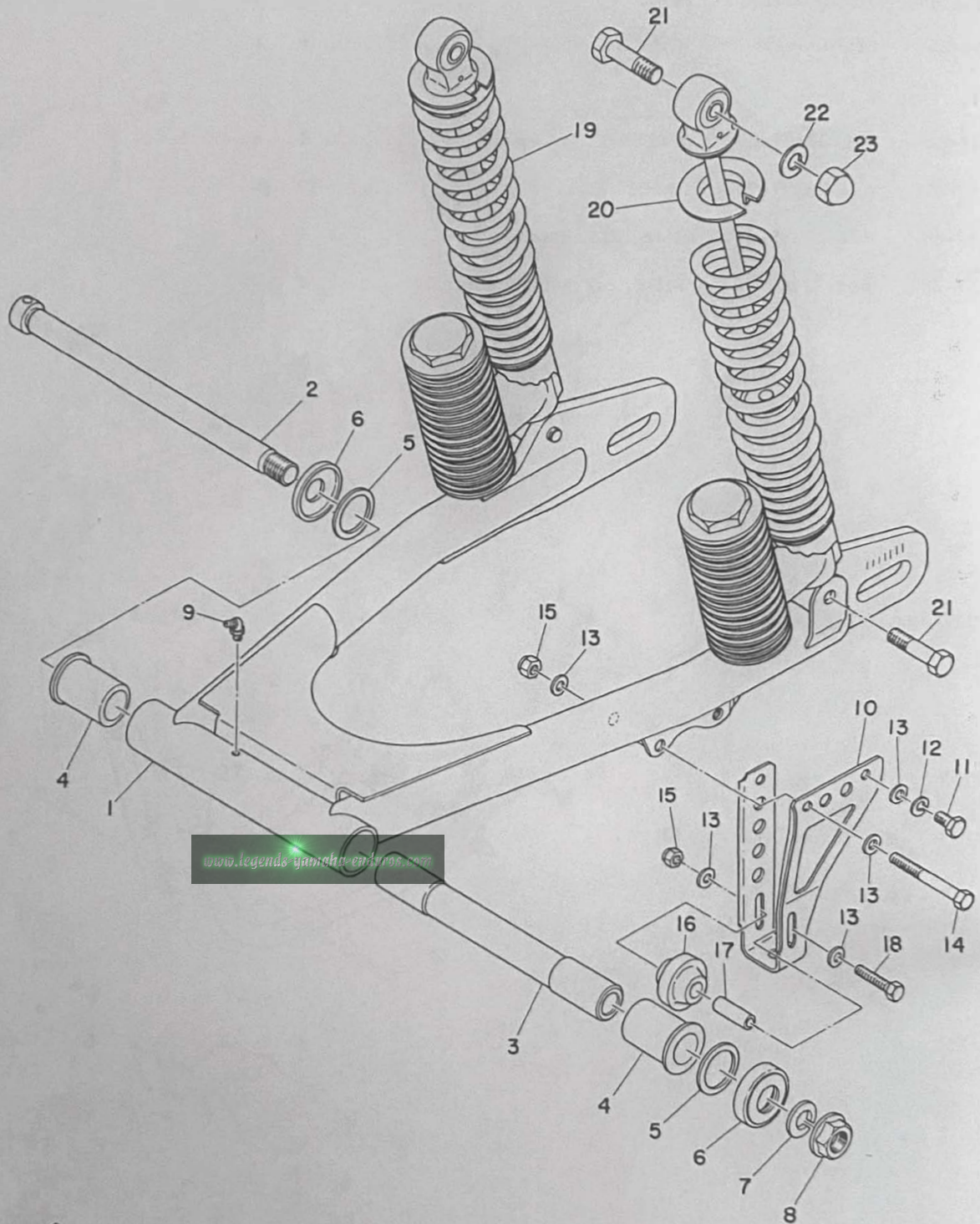




## FRAME · SIDE COVER

Ref. No.	Part No.	Description	Q'ty		Applicable Machine No.	Remarks
			MX250	MX360		
17-24	97201-06015	BOLT .....	4	4		
17-25	92901-06100	WASHER, spring .....	4	4		
17-26	116-28324-00	WASHER, leg shield .....	4	4		
17-27	341-26397-01	BAND .....	10	10		
17-28	322-23395-00	EMBLEM, number .....	1	1		
17-29	363-21766-00	PIPE, oil tank breather 2 .....	1	1		

Fig. 18 REAR ARM · REAR CUSHION



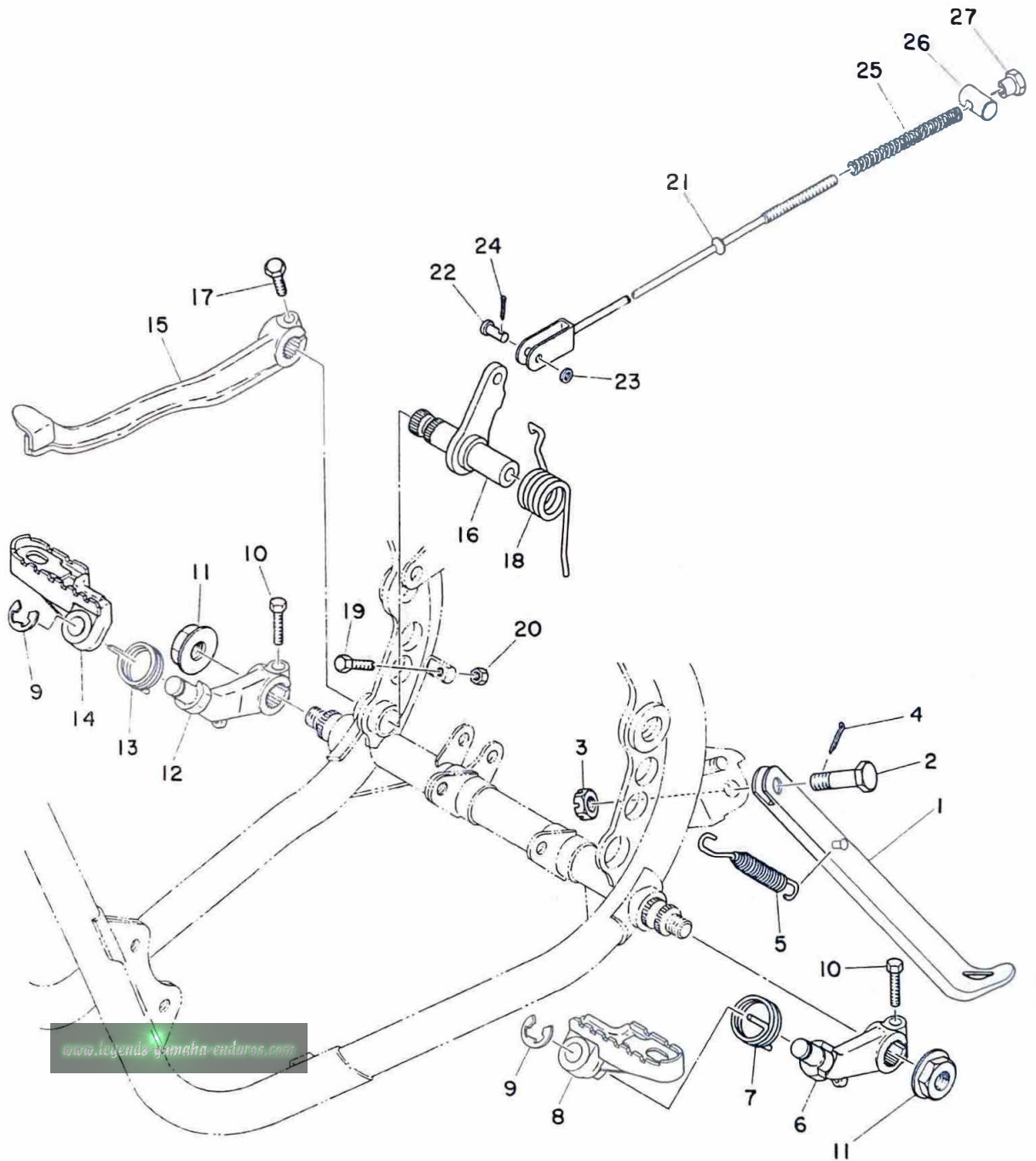
www.legends-yamaha.com



## REAR ARM · REAR CUSHION

Ref. No.	Part No.	Description	Q'ty		Applicable Machine No.	Remarks
			MX250	MX360		
18- 1	322-22110-00-33	REAR ARM COMP. ....	1	1		Yamaha Black
18- 2	275-22141-00	SHAFT, pivot .....	1	1		
18- 3	322-22124-00	BUSHING 2 .....	1	1		
18- 4	322-22123-00	BUSHING 1 .....	2	2		
18- 5	156-22127-00	SHIM .....	U.N	U.N		
18- 6	322-22128-00	COVER, thrust .....	2	2		
18- 7	92901-14100	WASHER, spring .....	1	1		
18- 8	363-22143-00	NUT, pivot .....	1	1		
18- 9	93700-06005	NIPPLE, grease .....	1	1		
18-10	322-22153-00	GUARD, chain .....	1	1		
18-11	91201-06012	BOLT .....	1	1		
18-12	92901-06100	WASHER, spring .....	1	1		
18-13	92901-06200	WASHER, plain .....	5	5		
18-14	91201-06050	BOLT .....	1	1		
18-15	256-27218-00	NUT .....	2	2		
18-16	322-22157-00	TENSIONER .....	1	1		
18-17	322-22137-00	SPACER, chain guard .....	1	1		
18-18	91201-06040	BOLT .....	1	1		
18-19	363-22210-71	REAR CUSHION ASS'Y .....	2	2		
18-20	322-22213-20	SEAT, spring upper .....	2	2		
18-21	214-22241-00	BOLT, rear cushion .....	4	4		
18-22	92901-10100	WASHER, spring .....	1	1		
18-23	92804-10700	CROWN, nut .....	1	1		

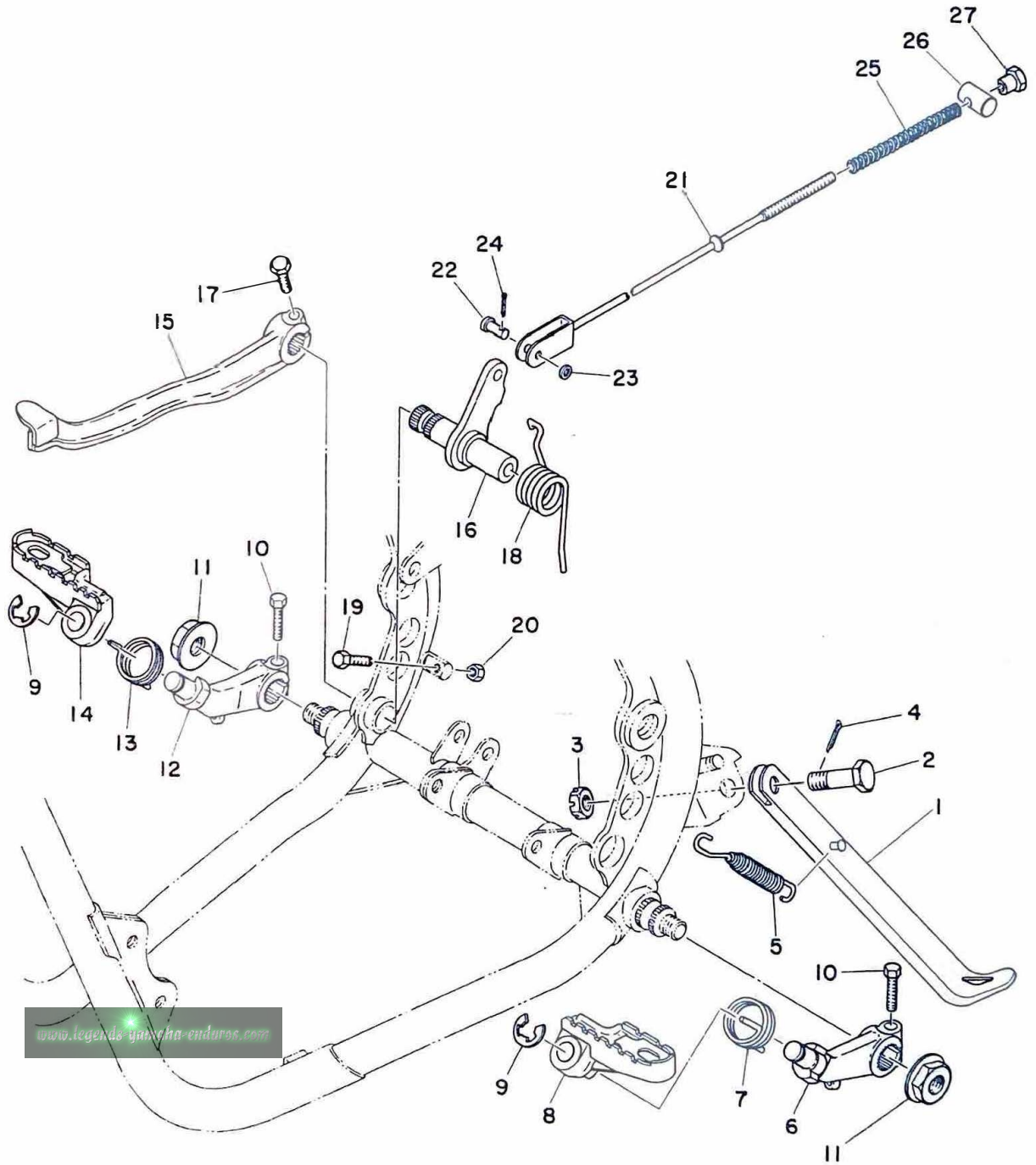
Fig. 19 STAND · FOOTREST · BRAKE PEDAL



## STAND · FOOTREST · BRAKE PEDAL

Ref. No.	Part No.	Description	Q'ty		Applicable Machine No.	Remarks
			MX250	MX360		
19- 1	214-27311-01	STAND, side .....	1	1		
19- 2	278-27317-00	BOLT, side stand .....	1	1		
19- 3	98801-10500	NUT, slotted .....	1	1		
19- 4	91401-20025	PIN, cotter .....	1	1		
19- 5	214-27316-00	SPRING .....	1	1		
19- 6	363-27412-01	BRACKET, footrest left .....	1	1		
19- 7	363-27426-00	SPRING, return footrest left ...	1	1		
19- 8	363-27411-01	FOOTREST, left .....	1	1		
19- 9	93430-10015	CIRCLIP (E-10) .....	2	2		
19-10	97101-08025	BOLT .....	2	2		
19-11	363-27436-00	NUT, footrest .....	2	2		
19-12	363-27422-01	BRACKET, footrest right .....	1	1		
19-13	363-27456-00	SPRING, footrest return .....	1	1		
19-14	363-27421-00	FOOTREST, right .....	1	1		
19-15	363-27211-00-33	PEDAL, brake .....	1	1		Yamaha Black
19-16	363-27212-00	SHAFT, brake .....	1	1		
19-17	91211-06020	BOLT .....	1	1		
19-18	363-27216-00	SPRING, return .....	1	1		
19-19	322-27227-00	BOLT, adjusting .....	1	1		
19-20	92801-06300	NUT .....	1	1		
19-21	363-27231-00	ROD, brake .....	1	1		
19-22	248-27228-00	PIN, link joint .....	1	1		
19-23	92901-06200	WASHER, plain .....	1	1		

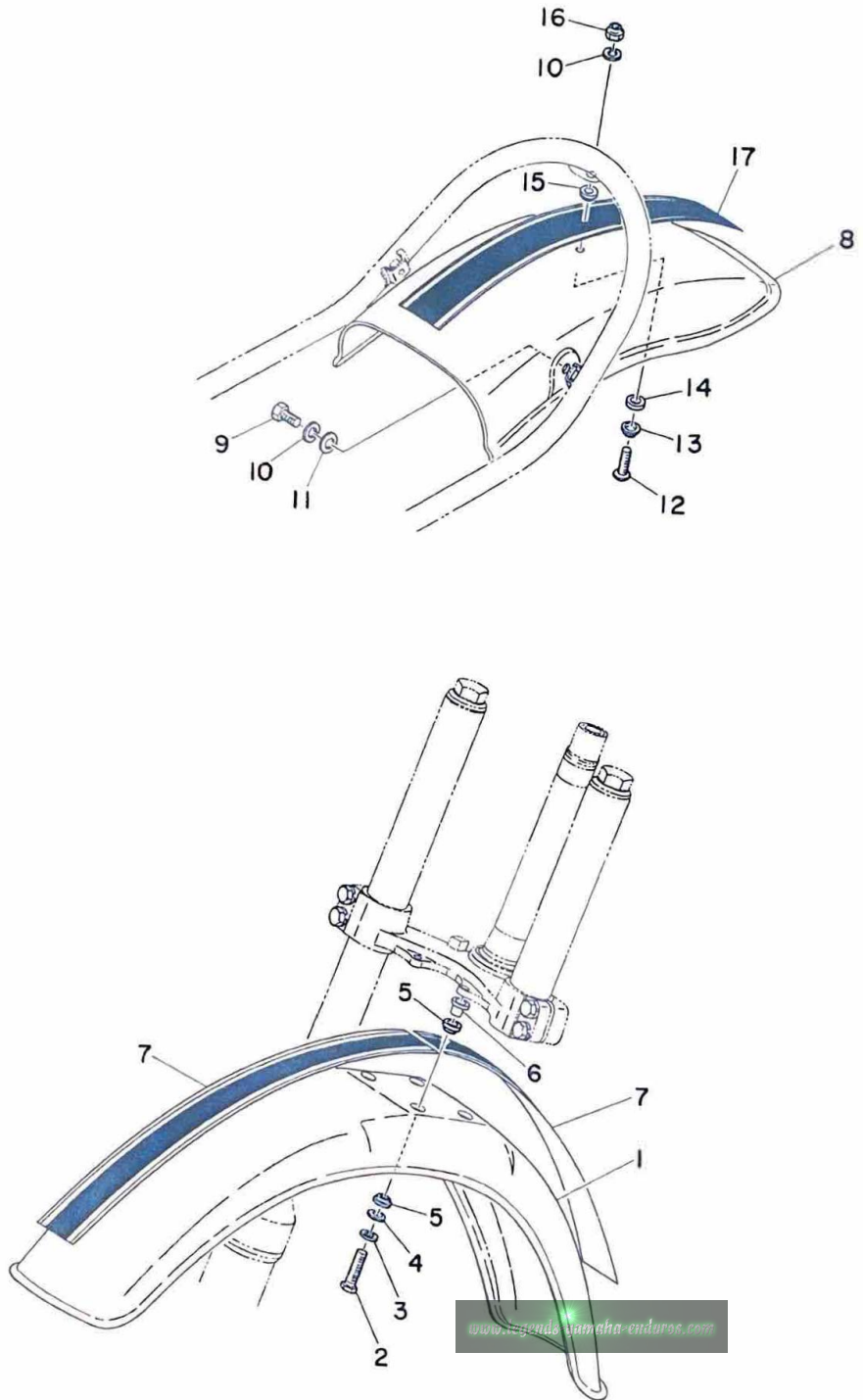
Fig. 19 STAND · FOOTREST · BRAKE PEDAL



# STAND · FOOTREST · BRAKE PEDAL

Ref. No.	Part No.	Description	Q'ty		Applicable Machine No.	Remarks
			MX250	MX360		
19-24	91401-25012	PIN, cotter .....	1	1		
19-25	180-27236-00	SPRING, rod .....	1	1		
19-26	156-27237-00	PIN, clevis .....	1	1		
19-27	206-27238-00	NUT, adjusting .....	1	1		

Fig. 20 FRONT FENDER · REAR FENDER

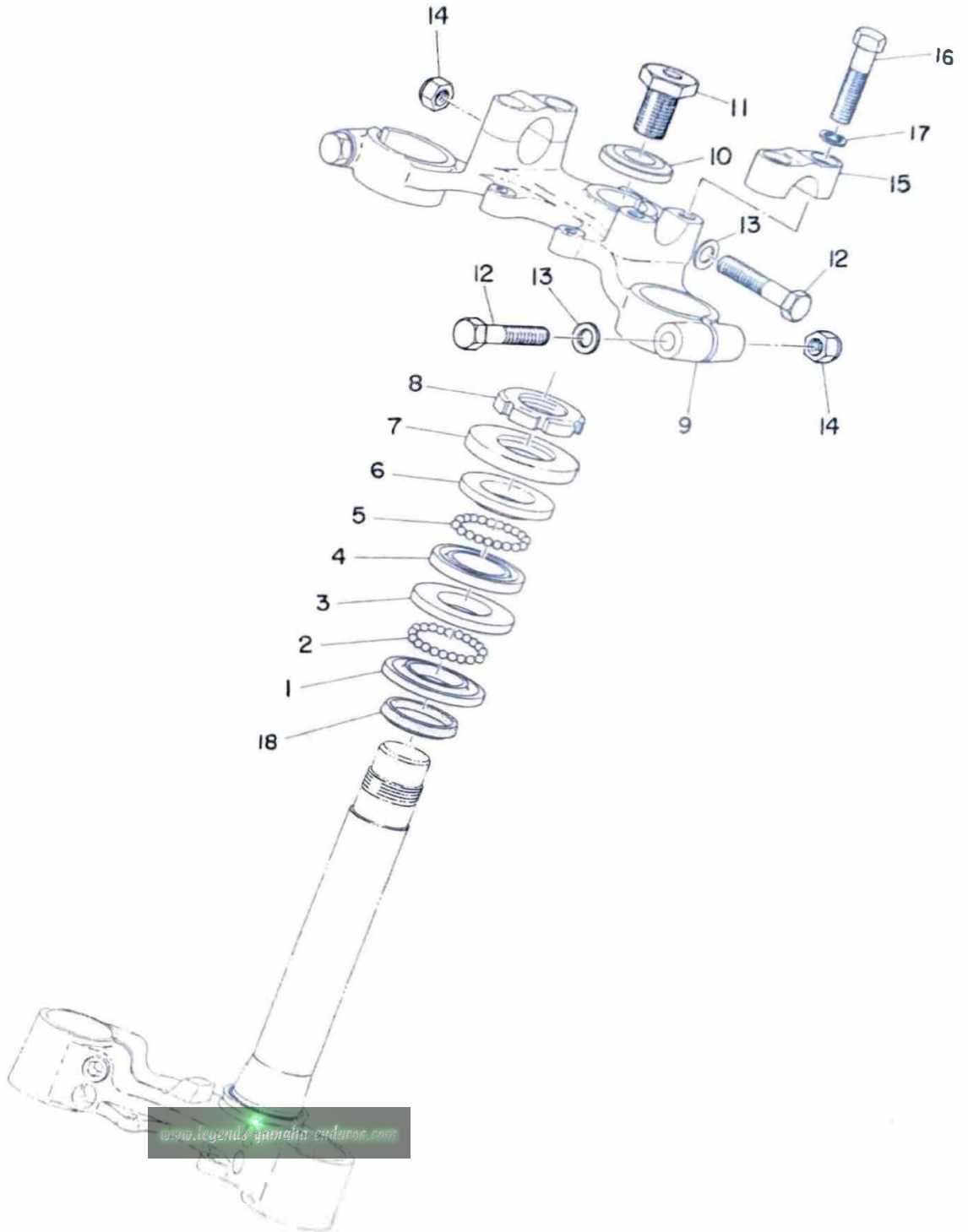




## FRONT FENDER · REAR FENDER

Ref. No.	Part No.	Description	Q'ty		Applicable Machine No.	Remarks
			MX250	MX360		
20- 1	322-21511-00-Y1	FENDER, front	1	1		Silver dust
20- 2	91201-06030	BOLT	4	4		
20- 3	92901-06100	WASHER, spring	4	4		
20- 4	116-28324-00	WASHER, leg shield	4	4		
20- 5	322-21541-00	DAMPER, fender	8	8		
20- 6	322-21544-00	COLLAR, fender	4	4		
20- 7	363-21519-00-02	STRIPE, front fender	2			Pastel Yellow
	363-21519-00-03	STRIPE, front fender		2		Pastel Red
20- 8	322-21611-00-Y1	FENDER, rear	1	1		Silver dust
20- 9	91201-06015	BOLT	2	2		
20-10	92901-06100	WASHER, spring	3	3		
20-11	116-28324-00	WASHER, legshield	2	2		
20-12	98501-06018	SCREW, panhead	1	1		
20-13	322-21615-00	WASHER, special	1	1		
20-14	322-21639-00	DAMPER, fender mount	1	1		
20-15	322-21541-00	DAMPER, fender	1	1		
20-16	256-27218-00	NUT	1	1		
20-17	363-21619-00-02	STRIPE, rear fender	1			Pastel Yellow
	363-21619-00-03	STRIPE, rear fender		1		Pastel Red

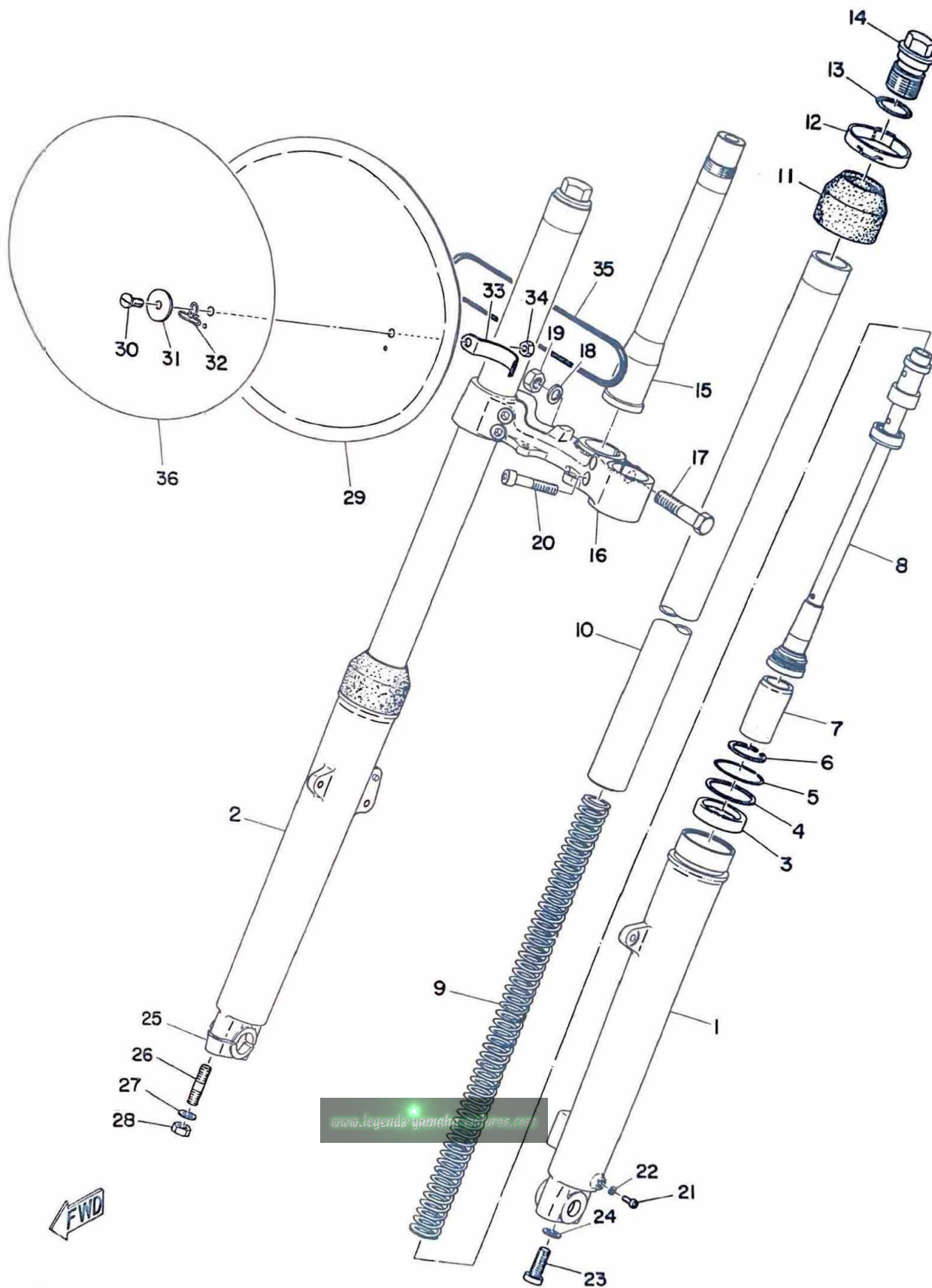
Fig. 21 STEERING



# STEERING

Ref. No.	Part No.	Description	Q'ty		Applicable Machine No.	Remarks
			MX250	MX360		
21- 1	156-23411-00	RACE, ball 1 .....	1	1		
21- 2	93501-04011	BALL (1/4 inch) .....	19	19		
21- 3	156-23412-00	RACE, ball 2 .....	1	1		
21- 4	122-23412-00	RACE, ball 2 .....	1	1		
21- 5	93503-16010	BALL (3/16 inch) .....	22	22		
21- 6	122-23411-00	RACE, ball 1 .....	1	1		
21- 7	122-23416-00	COVER, ball race .....	1	1		
21- 8	137-23454-00	NUT, fitting .....	1	1		
21- 9	321-23435-00-98	CROWN, handle .....	1	1		Floiting Black
21-10	214-23443-00	WASHER, crown .....	1	1		
21-11	322-23451-00	BOLT, steering fitting .....	1	1		
21-12	97103-08055	BOLT .....	3	3		
21-13	156-27226-00	WASHER, pedal link .....	3	3		
21-14	322-23453-00	NUT, fitting .....	3	3		
21-15	322-23441-01-98	HOLDER, handle upper .....	2	2		Floiting Black
21-16	97103-08035	BOLT .....	4	4		
21-17	92901-08100	WASHER, spring .....	4	4		
21-18	164-23462-00	SEAL, dust .....	1	1		

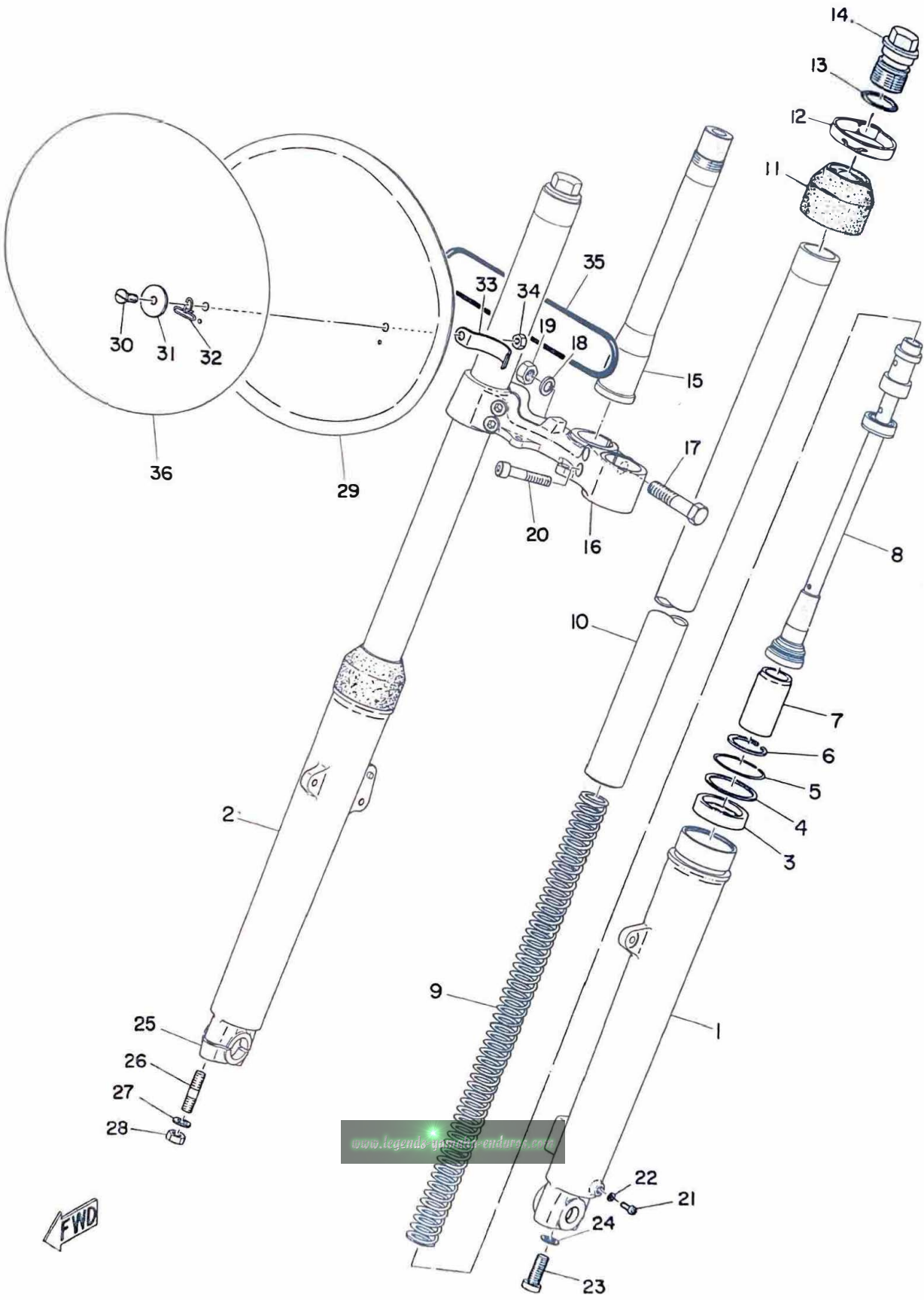
Fig. 22 FRONT FORK



# FRONT FORK

Ref. No.	Part No.	Description	Q'ty		Applicable Machine No.	Remarks
			MX250	MX360		
22- 0-1	363-23101-01	FRONT FORK ASS'Y	1	1		
22- 1	291-23126-60	TUBE, outer left	1	1		
22- 2	291-23136-60	TUBE, outer right	1	1		
22- 3	278-23145-50	OIL SEAL	2	2		
22- 4	214-23146-00	WASHER, oil seal	2	2		
22- 5	214-23156-00	CLIP, oil seal	2	2		
22- 6	93420-28025	CIRCLIP (R-28)	2	2		
22- 7	322-23171-00	PISTON	2	2		
22- 8	363-23170-01	CYLINDER COMP.	2	2		
22- 9	363-23141-01	SPRING, fork	2	2		
22-10	363-23124-00	TUBE, inner	2	2		
22-11	292-23144-00	SEAL, dust	2	2		
22-12	322-23318-00	HOLDER, wire	1	1		
22-13	214-23114-00	O-RING	2	2		
22-14	291-23111-60	BOLT, cap	2	2		
22-15	322-23341-00	SHAFT, steering	1	1		
22-16	322-23345-00-33	BRACKET, under	1	1		Yamaha Black
22-17	322-23356-00	BOLT	1	1		
22-18	92901-10100	WASHER, spring	1	1		
22-19	322-23357-00	NUT	1	1		
22-20	322-23346-00	BOLT, under bracket	4	4		
22-21	122-23119-01	PLUG, drain	2	2		
22-22	122-23129-00	GASKET, drain plug	2	2		

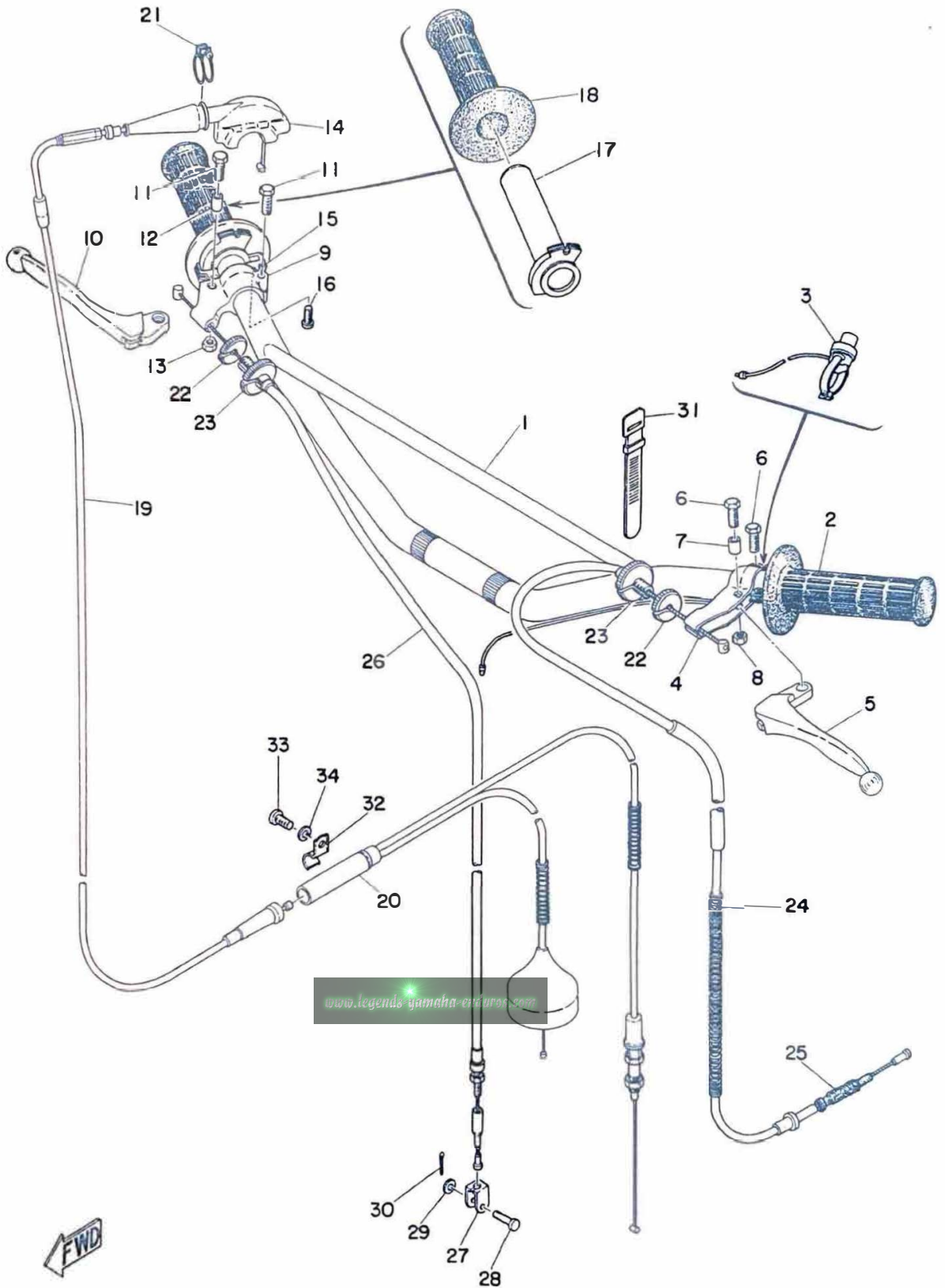
Fig. 22 FRONT FORK



# FRONT FORK

Ref. No.	Part No.	Description	Q'ty		Applicable Machine No.	Remarks
			MX250	MX360		
22-23	278-23181-50	BOLT	2	2		
22-24	278-23158-50	PACKING	2	2		
22-25	291-23167-60	HOLDER, axle	1	1		
22-26	278-23128-50	BOLT, axle-holder	2	2		
22-27	92901-08100	WASHER, spring	2	2		
22-28	98801-08100	NUT	2	2		
22-29	322-23485-00	PLATE, number	1	1		
22-30	322-23396-00	SCREW, special	2	2		
22-31	156-24187-00	WASHER, special	2	2		
22-32	322-23319-00	HOLDER, wire	1	1		
22-33	318-23487-00	STAY, plate	2	2		
22-34	98801-06100	NUT	2	2		
22-35	93210-99184	O-RING	1	1		
22-36	322-23395-00	EMBLEM, number	1	1		

Fig. 23 HANDLE · WIRE

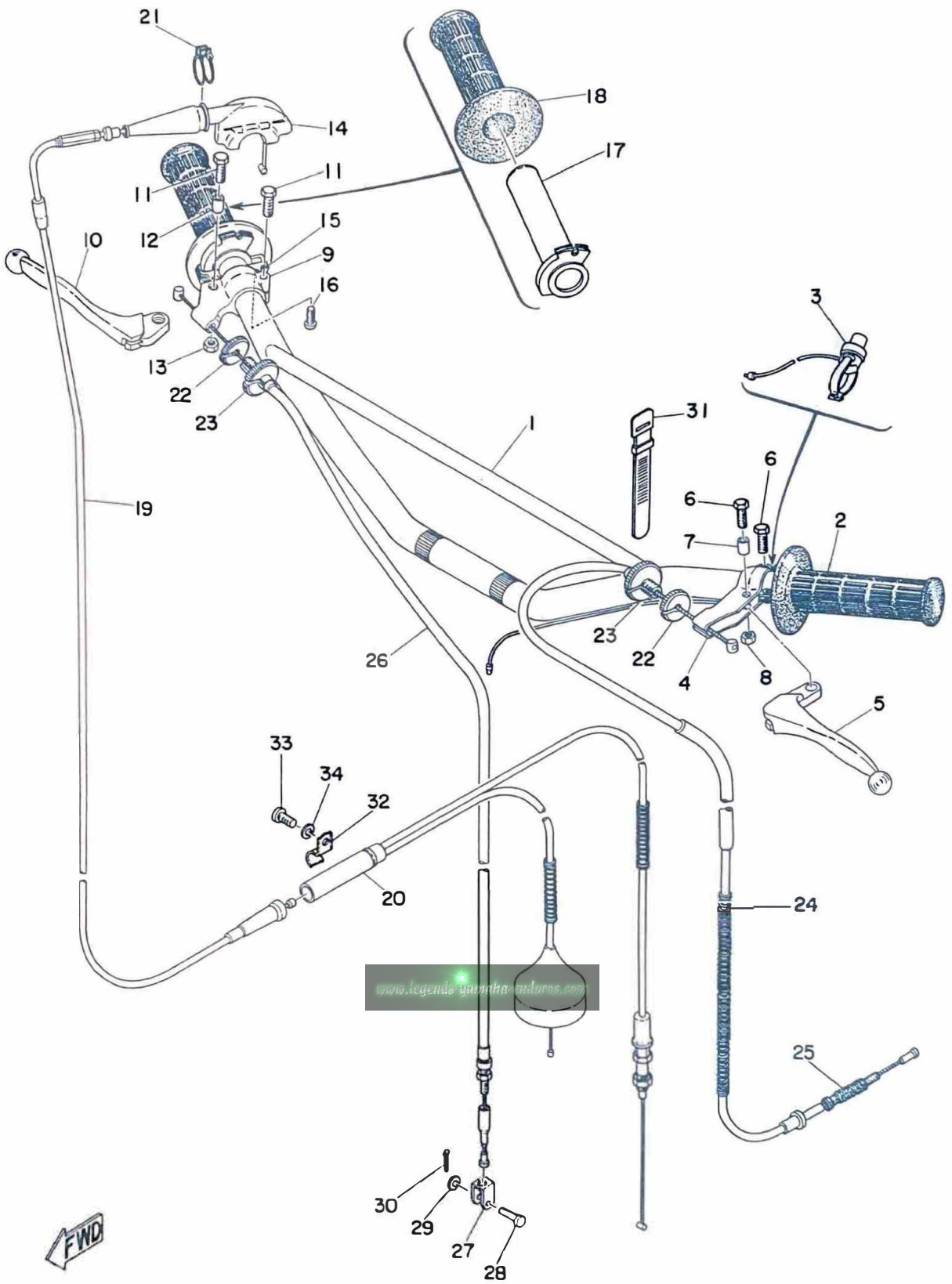




# HANDLE · WIRE

Ref. No.	Part No.	Description	Q'ty		Applicable Machine No.	Remarks
			MX250	MX360		
23- 1	322-26111-40	HANDLE .....	1	1		
23- 2	322-26241-00	GLIP, left .....	1	1		
23- 3	363-83976-00	SWITCH, handle 1 .....	1	1		
23- 0-1	214-82910-03	LEVER HOLDER ASS'Y, left ...	1	1		
23- 4	214-82911-01	. HOLDER, lever left .....	1	1		
23- 5	214-83912-01	. LEVER, left .....	1	1		
23- 6	91203-06020	. BOLT .....	2	2		
23- 7	214-83913-00	. COLLAR, lever .....	1	1		
23- 8	92801-06100	. NUT .....	1	1		
23- 0-2	233-82920-03	LEVER HOLDER ASS'Y, right ..	1	1		
23- 9	233-82921-31	. HOLDER, lever right .....	1	1		
23-10	233-83922-31	. LEVER, right .....	1	1		
23-11	91203-06020	. BOLT .....	2	2		
23-12	214-83913-00	. COLLAR, lever .....	1	1		
23-13	92801-06100	. NUT .....	1	1		
23-14	322-26281-00	CAP, grip upper .....	1	1		
23-15	322-26282-00	CAP, grip under .....	1	1		
23-16	98503-05018	SCREW, panhead .....	2	2		
23-17	322-26243-00	TUBE, guide .....	1	1		
23-18	322-26242-00	GRIP, right .....	1	1		
23-19	363-26311-00	WIRE, throttle 1 .....	1	1		
23-20	364-26312-00	WIRE, throttle 2 .....	1	1		
23-21	322-26393-00	HOLDER, wire guide .....	1	1		
23-22	322-26344-00	NUT, wire adjusting .....	2	2		

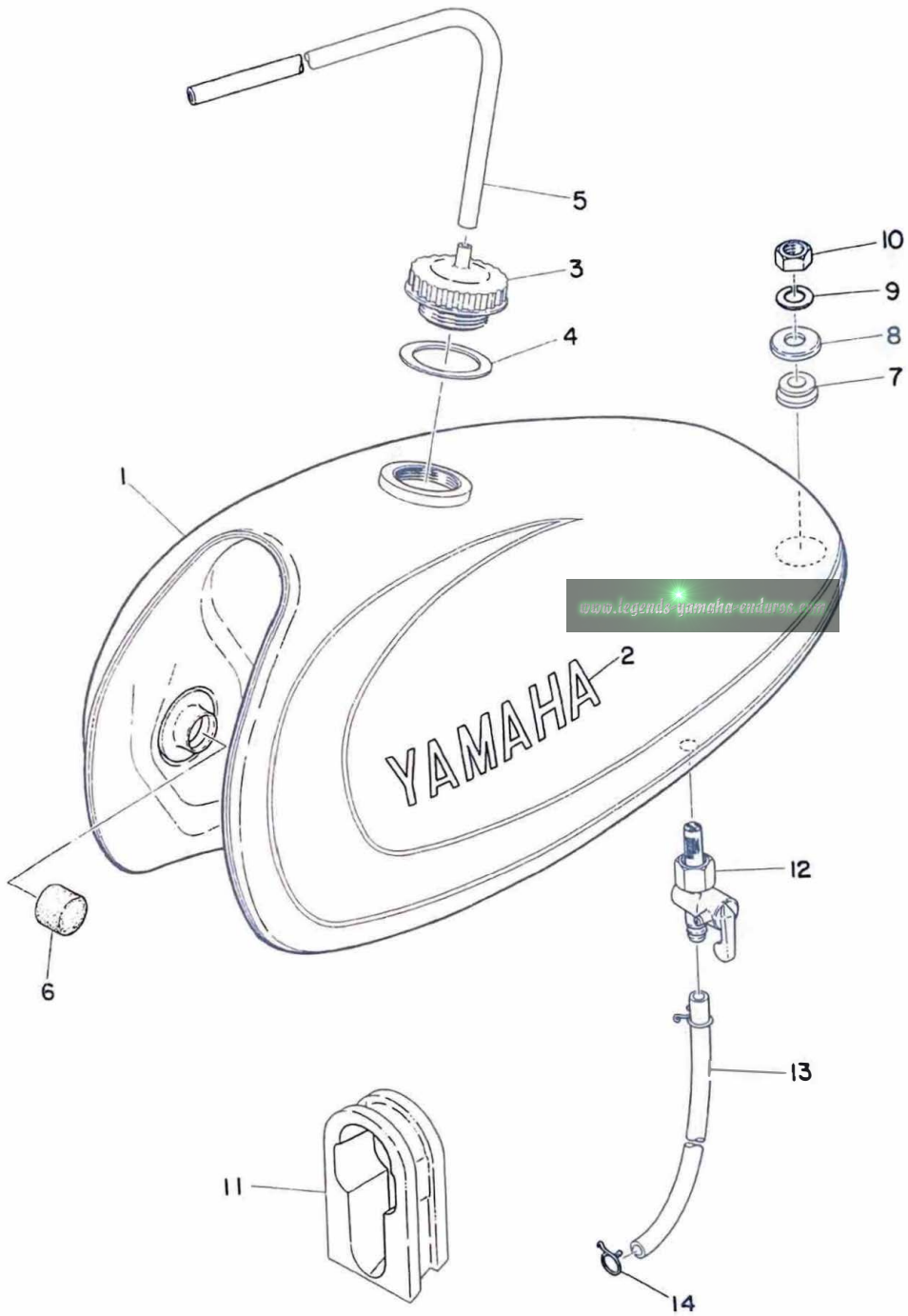
Fig. 23 HANDLE · WIRE



## HANDLE · WIRE

Ref. No.	Part No.	Description	Q'ty		Applicable Machine No.	Remarks
			MX250	MX360		
23-23	214-26337-00	BOLT, adjusting .....	2	2		
23-24	363-26335-01	WIRE, clutch .....	1	1		
23-25	363-26342-00	. BOOT, wire .....	1	1		
23-26	363-26341-00	WIRE, brake front .....	1	1		
23-27	156-26347-00	JOINT, wire .....	1	1		
23-28	156-27229-00	PIN, link joint .....	1	1		
23-29	156-27226-00	WASHER, pedal link .....	1	1		
23-30	91401-20012	PIN, cotter .....	1	1		
23-31	168-83936-01	BAND, switch cord .....	2	2		
23-32	363-26393-00	HOLDER .....	1	1		
23-33	92501-06010	SCREW, panhead .....	1	1		
23-34	92901-06100	WASHER, spring .....	1	1		

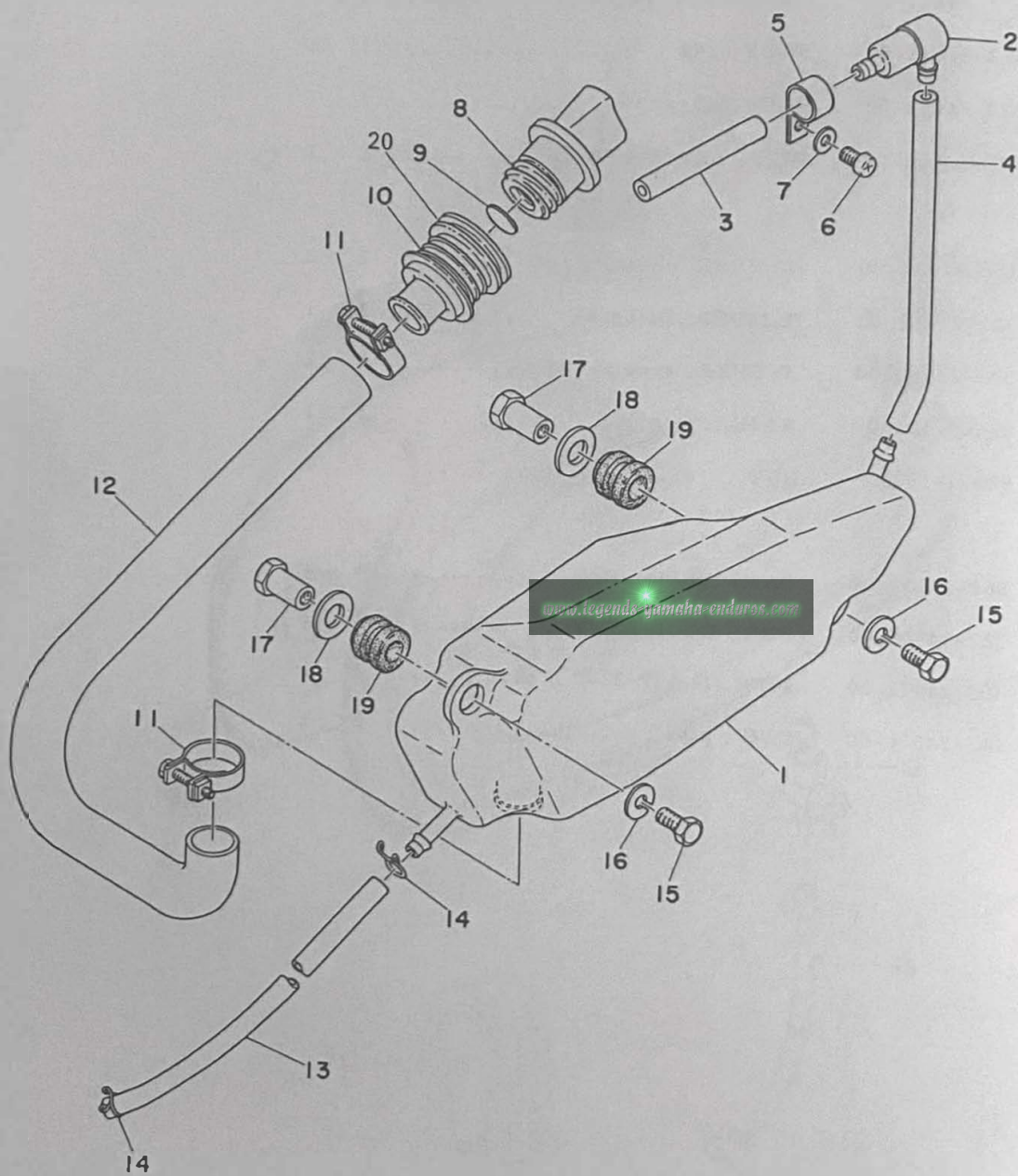
Fig. 24 FUEL TANK



# FUEL TANK

Ref. No.	Part No.	Description	Q'ty		Applicable Machine No.	Remarks
			MX250	MX360		
24- 1	363-24110-01-02	FUEL TANK COMP. ....	1			Pastel Yellow
	363-24110-01-03	FUEL TANK COMP. ....		1		Pastel Red
24- 2	322-24161-00	. EMBLEM, fuel tank ....	2	2		
24- 3	322-24611-00	BODY, cap ....	1	1		
24- 4	322-24612-00	PACKING, cap ....	1	1		
24- 5	129-24311-00	PIPE, fuel (5-430) ....	1	1		
24- 6	156-24181-00	DAMPER, locating 1 ....	2	2		
24- 7	322-24182-00	DAMPER, fuel tank ....	1	1		
24- 8	322-24186-00	WASHER, special ....	1	1		
24- 9	92901-10100	WASHER, spring ....	1	1		
24-10	92801-10300	NUT ....	1	1		
24-11	363-24183-00	DAMPER, locating ....	1	1		
24-12	322-24500-00	FUEL COCK ASS'Y ....	1	1		
24-13	363-24311-00	PIPE, fuel (7-220) ....	1	1		
24-14	143-24356-00	CLIP, pipe ....	2	2		

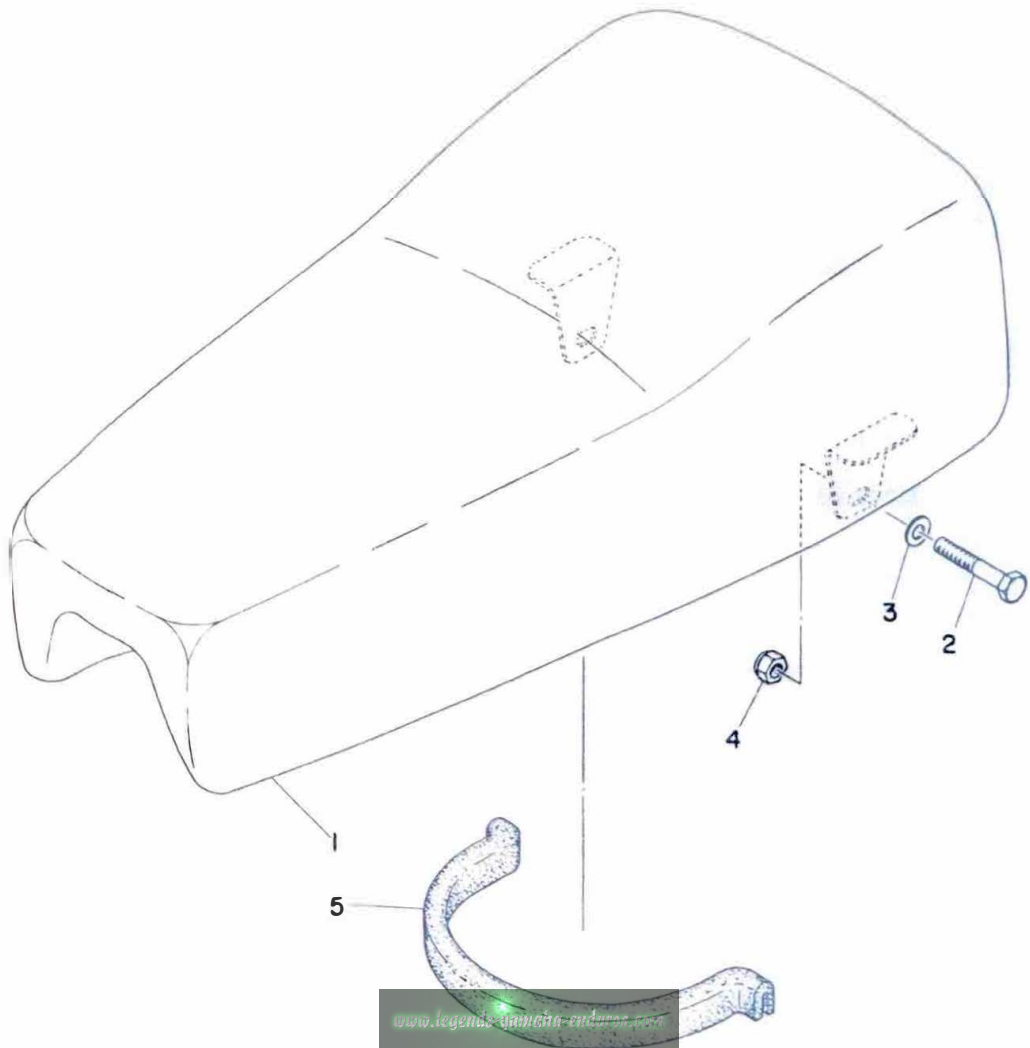
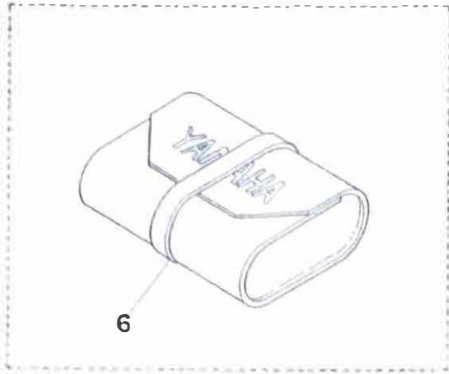
Fig. 25 OIL TANK



# OIL TANK

Ref. No.	Part No.	Description	Q'ty		Applicable Machine No.	Remarks
			MX250	MX360		
25- 1	363-21751-01	TANK, oil	1	1		
25- 2	363-21744-00	BREATHER	1	1		
25- 3	363-21766-00	PIPE, oil tank breather 2 (5-65)	1	1		
25- 4	363-21745-00	PIPE, oil tank breather 1	1	1		
25- 5	363-21755-00	CLAMP	1	1		
25- 6	98501-05010	SCREW, panhead	1	1		
25- 7	92901-05200	WASHER, plain	1	1		
25- 8	363-21771-01	BODY, cap	1	1		
25- 9	363-21765-00	DISK, cap	1	1		
25-10	363-21752-00	TUBE, filler	1	1		
25-11	363-21729-00	CLAMP, filler tube	2	2		
25-12	363-21753-01	TUBE, oil connector	1	1		
25-13	122-24311-00	PIPE, fuel (5-470)	1	1		
25-14	143-24356-00	CLIP, pipe	2	2		
25-15	97201-06012	BOLT	2	2		
25-16	92901-06100	WASHER, spring	2	2		
25-17	322-21791-00	NUT, oil tank	2	2		
25-18	92901-10200	WASHER, plain	2	2		
25-19	214-21717-00	DAMPER, battery box	2	2		
25-20	363-21780-00	CLIP OIL TANK	1	1		

Fig. 26 SEAT

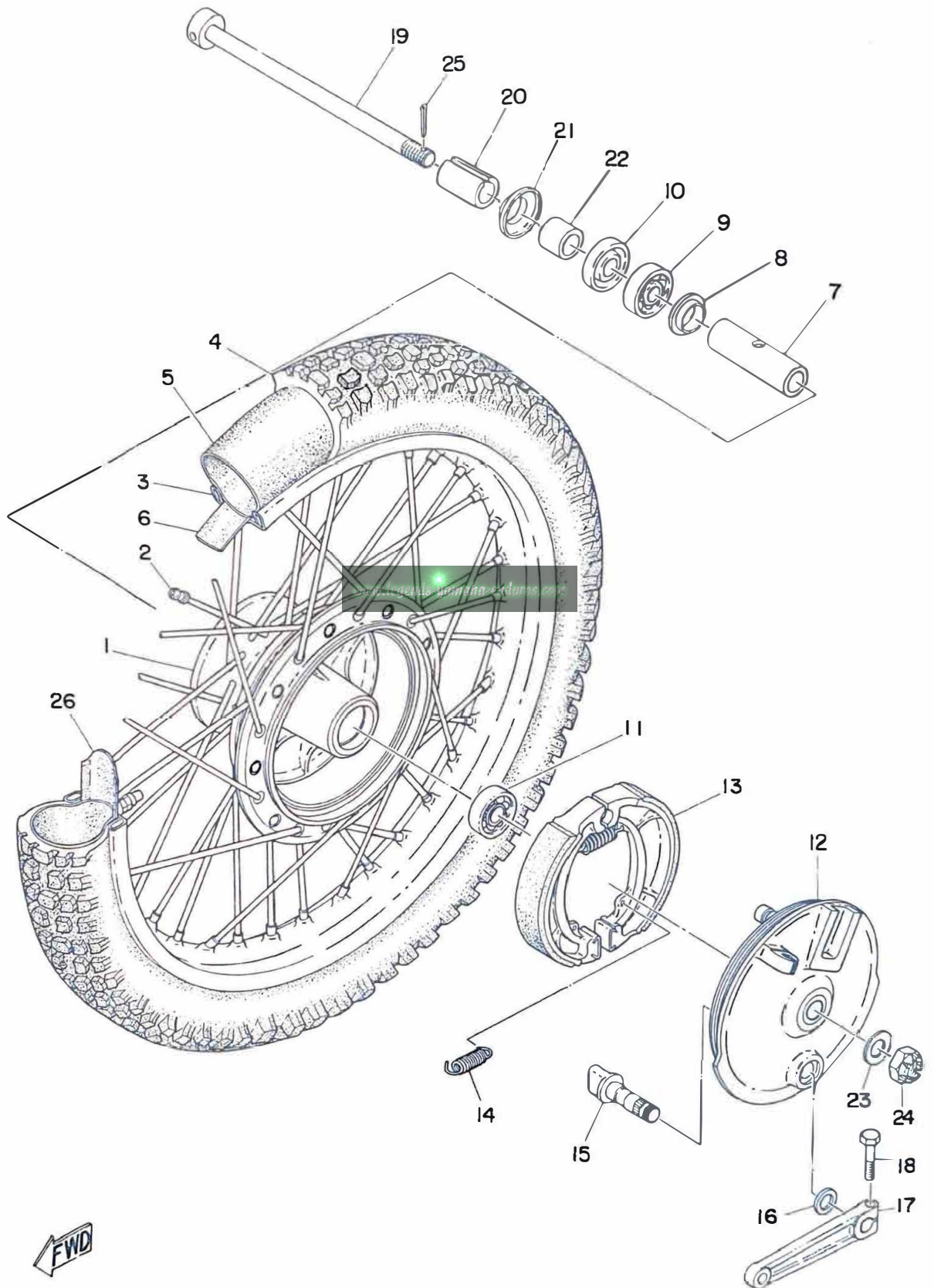




# SEAT

Ref. No.	Part No.	Description	Q'ty		Applicable Machine No.	Remarks
			MX250	MX360		
26- 1	363-24770-00	SEMI DOUBLE SEAT ASS'Y	....	1	1	
26- 1-1	363-24771-00	. COVER, semi double seat	...	1	1	
26- 2	97201-08050	BOLT	.....	2	2	
26- 3	92901-08200	WASHER, plain	.....	2	2	
26- 4	322-23453-00	NUT	.....	2	2	
26- 5	363-21746-00	SEAL, box	.....	1	1	
26- 6	363-28100-10	TOOL ASS'Y	.....	1	1	

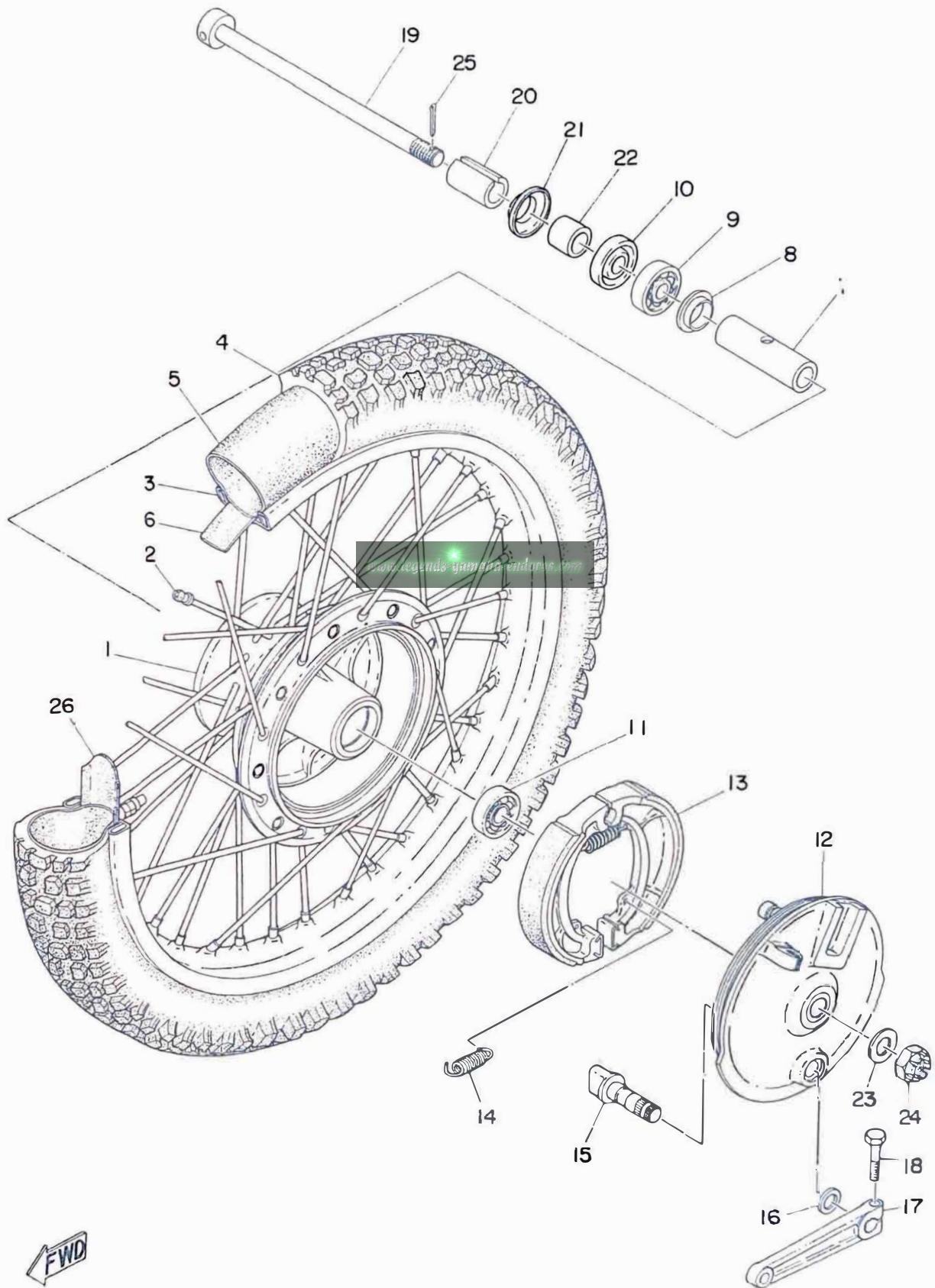
Fig. 27 FRONT WHEEL



# FRONT WHEEL

Ref. No.	Part No.	Description	Q'ty		Applicable Machine No.	Remarks
			MX250	MX360		
27- 1	322-25111-00	HUB, front .....	1	1		
27- 2	322-25104-00	SPOKE SET .....	1s	1s		
27- 3	94416-21060	RIM, front (1.60A-21) .....	1	1		
27- 4	94130-21096	TIRE, front (3.00-21-4PR) ...	1	1		
27- 5	94230-21038	TUBE, front (3.00-21) .....	1	1		
27- 6	94330-21030	BAND, rim (3.00-21) .....	1	1		
27- 7	322-25117-00	SPACER, bearing .....	1	1		
27- 8	146-25116-00	FLANGE, spacer 2 .....	1	1		
27- 9	93306-20201	BEARING .....	1	1		
27-10	93102-20009	OIL SEAL (SD-20-35-7) .....	1	1		
27-11	93306-20203	BEARING .....	1	1		
27-12	363-25121-00	PLATE, brake shoe .....	1	1		
27-13	322-25130-00	BRAKE SHOE COMP. ....	2	2		
27-14	183-25333-00	SPRING, brake shoe return ...	2	2		
27-15	322-25151-00	CAMSHAFT .....	1	1		
27-16	137-25159-00	SEAL, camshaft .....	1	1		
27-17	322-25155-00	LEVER, camshaft .....	1	1		
27-18	91201-06025	BOLT .....	1	1		
27-19	275-25181-00	SHAFT, wheel .....	1	1		
27-20	322-25186-00	COLLAR .....	1	1		
27-21	322-25118-00	COVER, hub dust .....	1	1		
27-22	322-25183-00	COLLAR, wheel shaft .....	1	1		
27-23	92901-14200	WASHER, plain .....	1	1		

Fig. 27 FRONT WHEEL

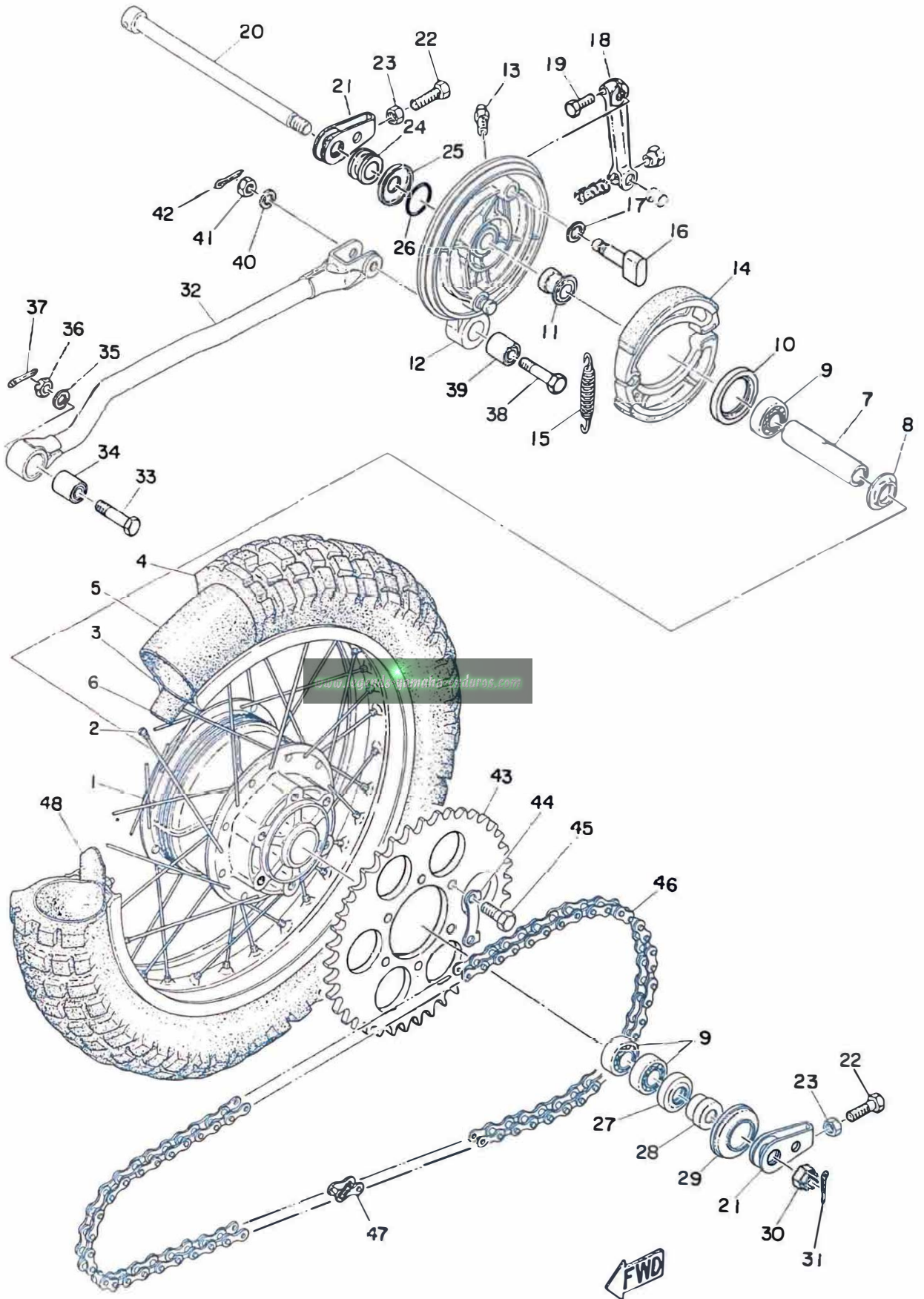


# FRONT WHEEL

Ref. No.	Part No.	Description	Q'ty		Applicable Machine No.	Remarks
			MX250	MX360		
27-24	214-25182-01	NUT, shaft .....	1	1		
27-25	91401-30030	PIN, cotter .....	1	1		
27-26	214-25194-00	SPACER, bead .....	2	2		

[www.legends-yamaha-enduros.com](http://www.legends-yamaha-enduros.com)

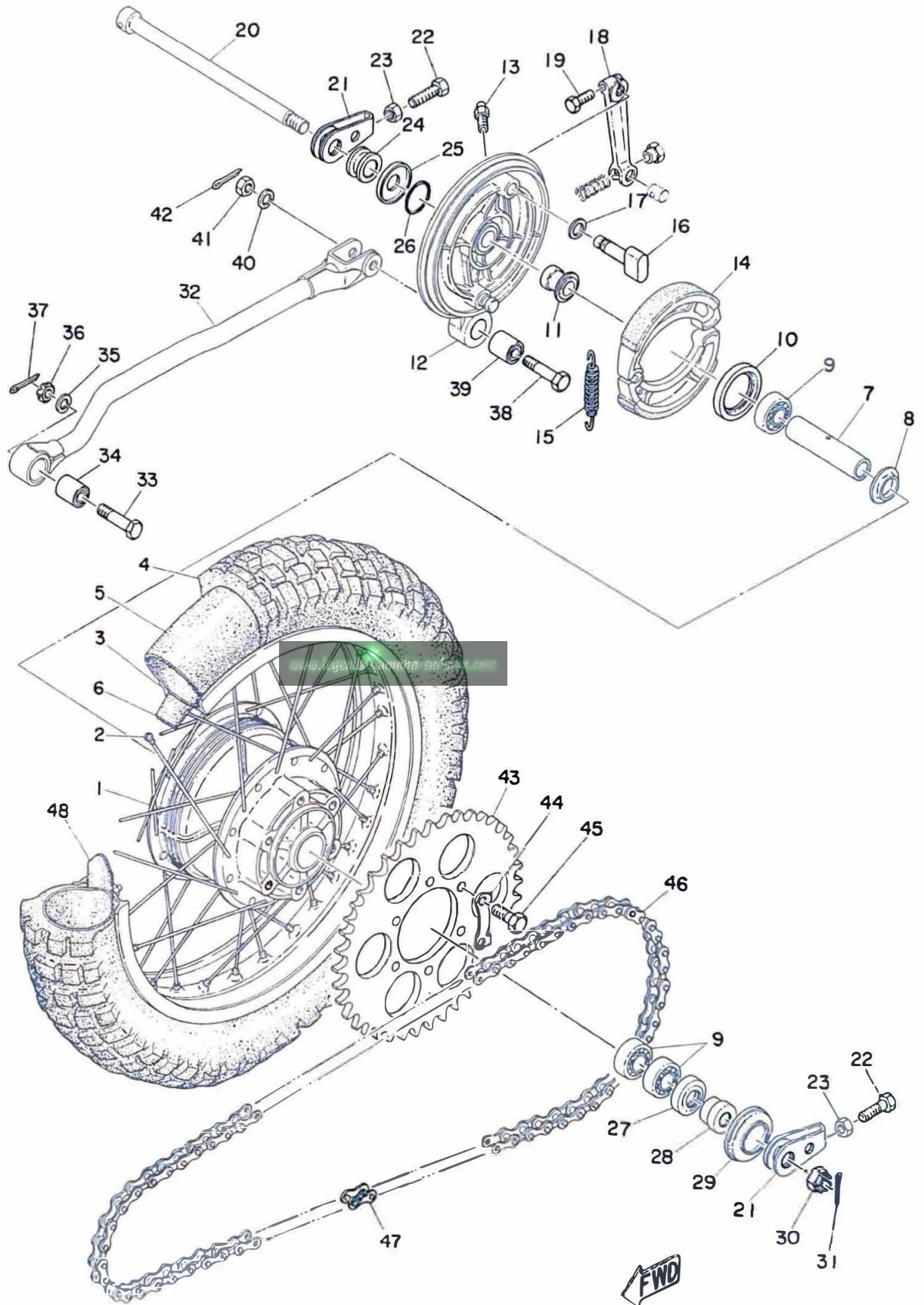
Fig. 28 REAR WHEEL



# REAR WHEEL

Ref. No.	Part No.	Description	Q'ty		Applicable Machine No.	Remarks
			MX250	MX360		
28- 1	322-25311-00	HUB, rear	1	1		
28- 2	322-25304-00	SPOKE SET	1s	1s		
28- 3	94418-18061	RIM, rear (1.85B - 18)	1	1		
28- 4	94140-18070	TIRE, rear (4.00-18-4PR)	1	1		
28- 5	94240-18024	TUBE, rear (4.00-18)	1	1		
28- 6	94340-18022	BAND, rim (4.00-18)	1	1		
28- 7	275-25317-00	SPACER, bearing	1	1		
28- 8	146-25315-00	FLANGE, spacer	1	1		
28- 9	93306-20301	BEARING (B6203)	3	3		
28-10	93104-46029	OIL SEAL (SO-46-56-9)	1	1		
28-11	275-25328-00	BUSHING, shaft	1	1		
28-12	322-25321-00	PLATE, brake shoe	1	1		
28-13	93700-06001	NIPPLE, grease	1	1		
28-14	214-25130-00	BRAKE SHOE COMP.	2	2		
28-15	246-25333-00	SPRING, return	2	2		
28-16	214-25351-00	CAMSHAFT	1	1		
28-17	148-25353-00	SHIM, camshaft (14.2-24-0.5)	1	1		
28-18	168-25355-00	LEVER, camshaft	1	1		
28-19	91203-06025	BOLT	1	1		
28-20	150-25381-00	SHAFT, wheel	1	1		
28-21	168-25389-00	PULLER, chain	2	2		
28-22	168-25379-00	BOLT, chain puller	2	2		
28-23	98803-08300	NUT	2	2		

Fig. 28 REAR WHEEL

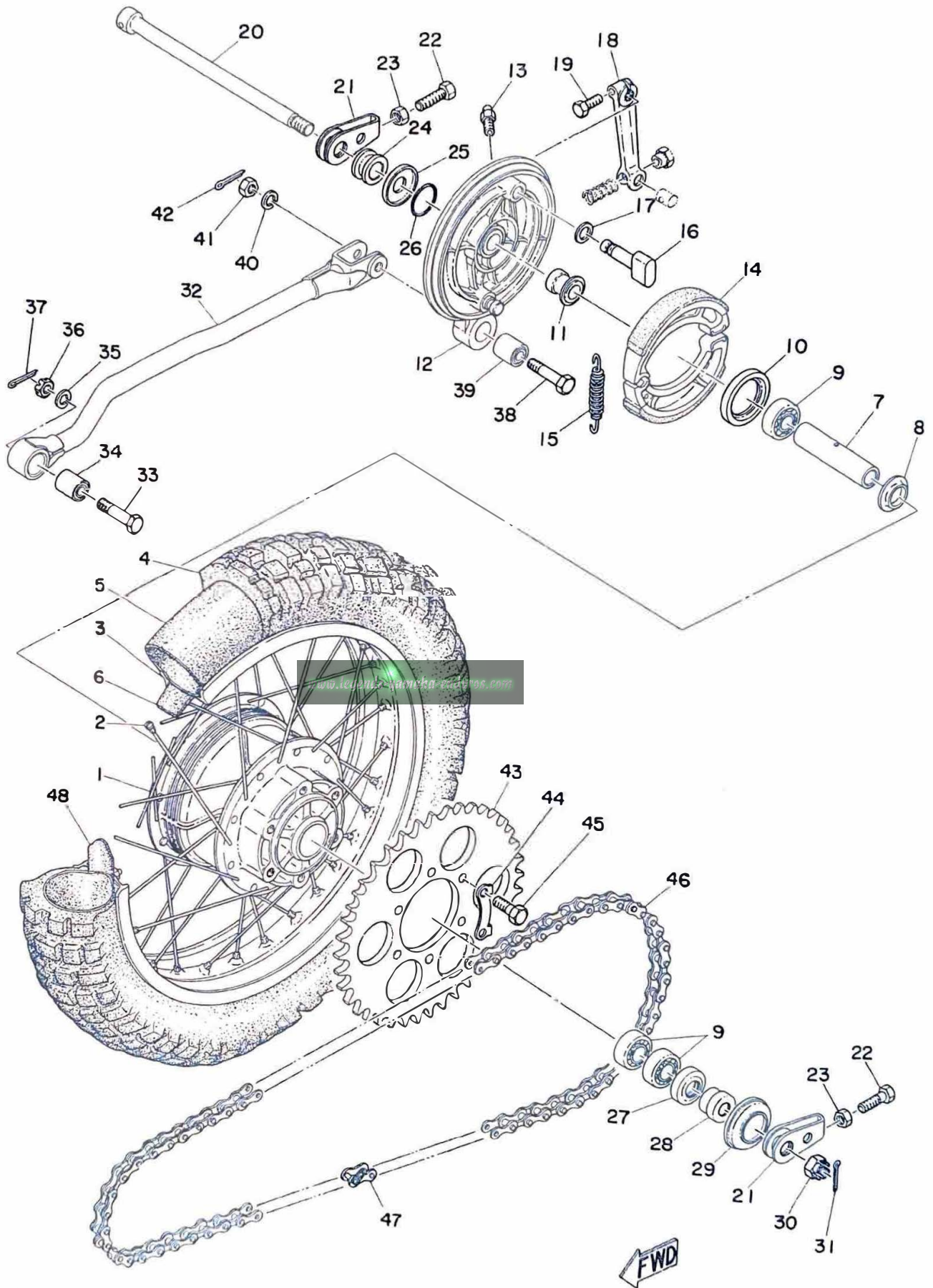




# REAR WHEEL

Ref. No.	Part No.	Description	Q'ty		Applicable Machine No.	Remarks
			MX250	MX360		
28-24	275-25383-00	COLLAR, wheel shaft	1	1		
28-25	275-25327-00	COVER, plate dust	1	1		
28-26	93210-31114	O-RING (2.4-31)	1	1		
28-27	93106-25003	OIL SEAL (DD-25-40-9)	1	1		
28-28	275-25377-00	COLLAR, shaft	1	1		
28-29	275-25367-00	COVER, dust	1	1		
28-30	275-25382-00	NUT, shaft	1	1		
28-31	91401-30030	PIN, cotter	1	1		
28-32	363-25371-00	BAR, tension	1	1		
28-33	363-25373-00	BOLT, tension bar	1	1		
28-34	363-22123-00	BUSHING	1	1		
28-35	92901-08100	WASHER, spring	1	1		
28-36	98801-08500	NUT, slotted	1	1		
28-37	91401-20018	PIN, cotter	1	1		
28-38	275-25373-00	BOLT, tension bar	1	1		
28-39	275-22123-00	BUSHING	1	1		
28-40	92901-10100	WASHER, spring	1	1		
28-41	98801-10300	NUT	1	1		
28-42	91401-25018	PIN, cotter	1	1		
28-43	322-25450-00	GEAR, sprocket wheel (50T)	...	...	} U.R U.R 1 1	STD
	322-25451-00	GEAR, sprocket wheel (51T)	...	...		
28-44	322-25412-00	WASHER, lock	3	3		
28-45	146-25411-00	BOLT, fitting	6	6		

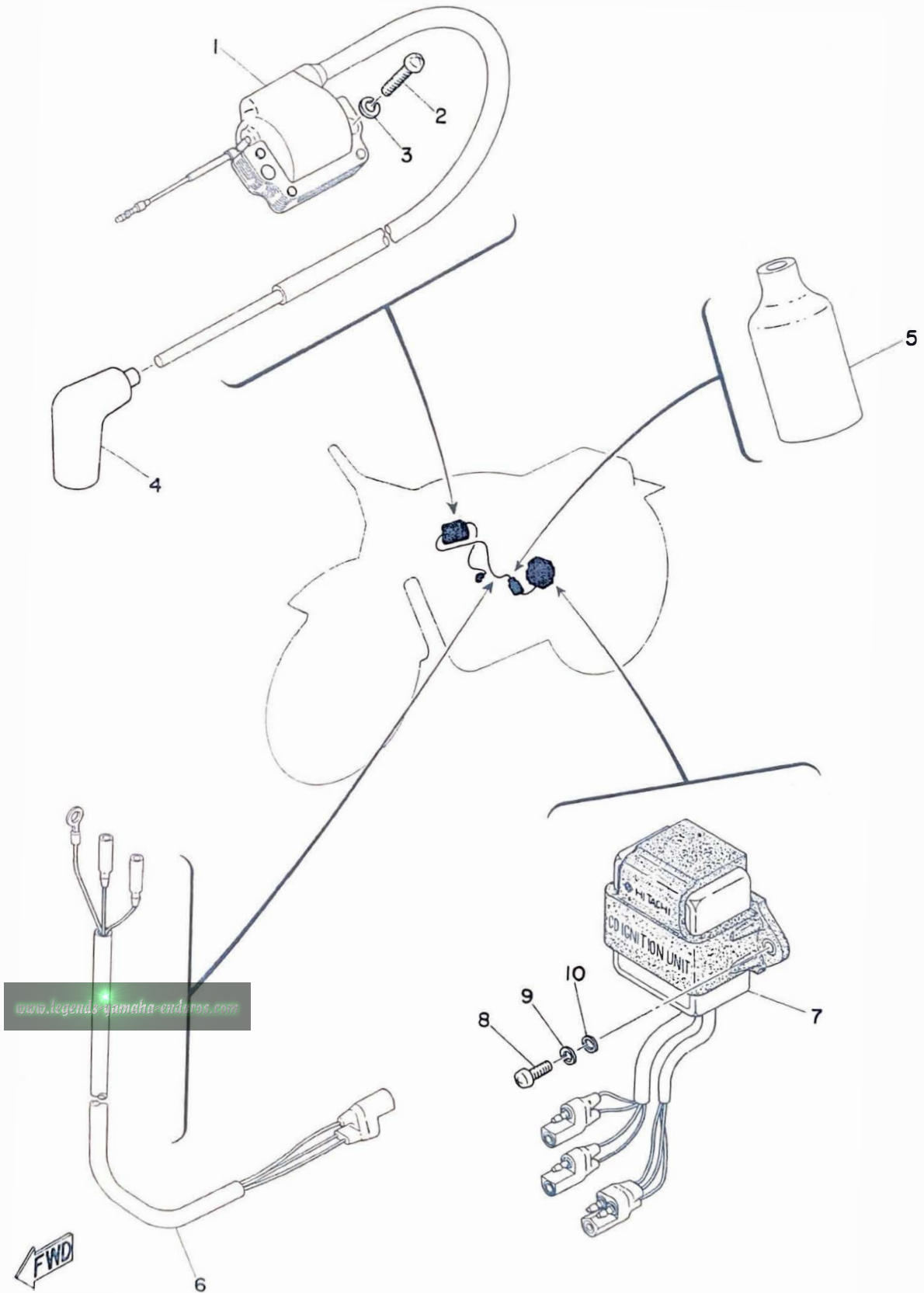
Fig. 28 REAR WHEEL



# REAR WHEEL

Ref. No.	Part No.	Description	Q'ty		Applicable Machine No.	Remarks
			MX250	MX360		
28-46	94515-20106	CHAIN (520 106L) .....	1	1		
28-47	94615-20001	. JOINT, chain .....	1	1		
28-48	214-25394-10	SPACER, bead .....	2	2		

Fig. 29 ELECTRICAL



# ELECTRICAL

Ref. No.	Part No.	Description	Q'ty		Applicable Machine No.	Remarks
			MX250	MX360		
29- 1	363-82310-10	IGNITION COIL ASS'Y	1	1		
29- 2	92501-06025	SCREW, panhead	2	2		
29- 3	92901-06100	WASHER, spring	2	2		
29- 4	304-82370-20	PLUG CAP ASS'Y	1	1		
29- 5	256-82599-00	COVER, connector	1	1		
29- 6	363-85517-00	WIRE, sub lead	1	1		
29- 7	364-85540-12	C. D. I. UNIT ASS'Y	1	1		
29- 8	92501-06018	SCREW, panhead	2	2		
29- 9	92901-06100	WASHER, spring	2	2		
29-10	136-22316-00	WASHER, chain case	1	1		

[www.legendaryamaha-europe.com](http://www.legendaryamaha-europe.com)

# NUMERICAL INDEX



# NUMERICAL INDEX

Ref No.	Parts No.	Ref No.	Parts No.	Ref No.	Parts No.
15-11	101-24723-00	11-11	137-15353-00	16-11	164-22216-00
7- 7	109-81328-10	9- 8	137-16333-00	21-18	164-23462-00
17-26	116-28324-00	9- 9	137-16337-01	7- 8	165-81145-21
20- 4	116-28324-00	21- 8	137-23454-00	9- 5	168-16321-00
20-11	116-28324-00	27-16	137-25159-00	9- 6	168-16325-00
3-11	120-15371-00	24-14	143-24356-00	10-24	168-17116-00
4-10	120-15371-00	25-14	143-24356-00	13-20	168-17116-00
22-21	122-23119-01	16- 9	145-14683-00	10-12	168-17428-01-03
22-22	122-23129-00	27- 8	146-25116-00	10-31	168-17428-01-03
21- 6	122-23411-00	28- 8	146-25315-00	10-12	168-17428-01-05
21- 4	122-23412-00	28-45	146-25411-00	10-31	168-17428-01-05
21- 7	122-23416-00	28-17	148-25353-00	28-18	168-25355-00
25-13	122-24311-00	11-19	150-18328-00	28-22	168-25379-00
8- 1	126-13116-00	28-20	150-25381-00	28-21	168-25389-00
14-18	127-14134-00	5- 6	152-11685-00	23-31	168-83936-01
14-30	127-14161-00	14-17	152-14123-00-33	9-15	170-16164-00
14- 8	127-14186-00	10- 3	152-17226-00	14-31	174-14171-00
24- 5	129-24311-00	10-37	152-17463-00	9-10	174-16356-00
13-11	131-15653-00	5-14	156-11564-00-03	19-25	180-27236-00
10- 9	132-17216-00	5-14	156-11564-00-04	9- 8	183-16333-70
12- 2	132-18113-01	5-14	156-11564-00-05	27-14	183-25333-00
12-15	132-18133-00	13- 2	156-15618-01	14- 1	193-14142-50
29-10	136-22316-00	9-11	156-16174-00	14- 1	193-14142-60
8-12	137-13128-00	10-40	156-17116-00	14-15	204-14122-00-33
8- 6	137-13137-00-03	10-30	156-17429-00	19-27	206-27238-00
8- 6	137-13137-00-05	10-36	156-17464-01	1-13	214-11197-00
8- 7	137-13138-01	18- 5	156-22127-00	1-14	214-11198-01
8-23	137-13165-00	21- 1	156-23411-00	5- 9	214-11633-00
8-22	137-13167-00	21- 3	156-23412-00	5- 3	214-11651-00
8- 3	137-13176-00	24- 6	156-24181-00	5- 4	275-11685-00
8-15	137-13187-00	22-31	156-24187-00	8-19	214-13161-01
14-16	137-14133-00-33	23-27	156-26347-00	8-21	214-13162-00
14- 2	137-14143-48	21-13	156-27226-00	8-20	214-13164-00
14- 2	137-14143-50	23-29	156-27226-00	16- 3	214-14612-00
14- 2	137-14143-52	23-28	156-27229-00	16- 4	214-14613-00
14- 2	137-14143-54	19-26	156-27237-00	16- 2	214-14623-00
14- 2	137-14143-56	14-23	164-14137-00	3-13	214-15351-00
3-14	137-15353-00	10-40	164-17417-00-10	10-17	214-15631-00

# NUMERICAL INDEX

Ref No.	Parts No.	Ref No.	Parts No.	Ref No.	Parts No.
10-39	214-15651-03	28-48	214-25394-10	14-34	275-14178-00-33
5-18	214-16119-00	23-23	214-26337-00	10-20	275-17251-10
9- 1	214-16150-01	19- 1	214-27311-01	28-39	275-22123-00
9-14	214-16181-00	19- 5	214-27316-00	18- 2	275-22141-00
9- 3	214-16324-00	23- 0-1	214-82910-03	27-19	275-25181-00
9- 4	214-16332-00	23- 4	214-82911-01	28- 7	275-25317-00
9- 7	214-16351-00	23- 5	214-83912-01	28-25	275-25327-00
9- 2	214-16371-01	23- 7	214-83913-00	28-11	275-25328-00
9-20	214-16379-00	23-12	214-83913-00	28-29	275-25367-00
9-19	214-16389-00	23- 0-2	233-82920-03	28-38	275-25373-00
10- 8	214-17121-60	23- 9	233-82921-31	28-28	275-25377-00
10- 2	214-17141-10	23-10	233-83922-31	28-30	275-25382-00
10-23	214-17211-60	14-13	239-14115-00-33	28-24	275-25383-00
10- 6	214-17216-00	14-22	239-14116-05	8-17	278-13169-00
10-27	214-17216-00	14-12	239-14117-00	13- 6	278-15622-00
10-19	214-17221-60	14-24	239-14136-00	11- 9	278-18547-02
10- 1	214-17411-61	14-20	239-14141-40	11-17	278-18552-00
10-35	214-17461-30	14-20	239-14141-45	11-10	278-18557-00
10-35	214-17461-40	14-19	239-14172-20	11-12	278-18577-02
10-35	214-17461-50	14- 4	239-14190-33	22-26	278-23128-50
10-35	214-17461-60	14- 5	239-14195-00	22- 3	278-23145-50
10-34	214-17462-00	28-15	246-25333-00	22-24	278-23158-50
12- 9	214-18124-00	3-12	248-15373-00	22-23	278-23181-50
12- 4	214-18131-00	12- 6	248-18137-00	19- 2	278-27317-00
12-17	214-18139-02	19-22	248-27228-00	16-16	285-14781-11
12-11	214-18186-00	14-32	256-14135-00	10-21	291-17231-60
11- 7	214-18533-00	13- 7	256-15615-00	10-22	291-17241-10
17- 2	214-21483-00	13-13	256-17154-00	10-18	291-17421-00
25-19	214-21717-00	18-15	256-27218-00	22-14	291-23111-60
18-21	214-22241-00	20-16	256-27218-00	22- 1	291-23126-60
22-13	214-23114-00	29- 5	256-82599-00	22- 2	291-23136-60
22- 4	214-23146-00	13-22	257-15668-00	22-25	291-23167-60
22- 5	214-23156-00	1- 2	275-11181-00	22-11	292-23144-00
21-10	214-23443-00	5- 9	275-11633-00	8- 8	295-13146-00
28-14	214-25130-00	5- 4	275-11681-00	6-12	304-13578-00
27-24	214-25182-01	5- 6	275-11685-00	15- 2	304-14455-00
27-26	214-25194-00	2-13	275-12278-00	29- 4	304-82370-20
28-16	214-25351-00	14-25	275-14131-00	14-22	308-14116-03



# NUMERICAL INDEX

Ref No.	Parts No.	Ref No.	Parts No.	Ref No.	Parts No.
4-11	308-15373-00	20- 6	322-21544-00	27- 7	322-25117-00
10- 7	308-17151-60	20- 8	322-21611-00-Y1	27-21	322-25118-00
14-21	310-14112-25	20-13	322-21615-00	27-13	322-25130-00
14-10	310-14146-00	20-14	322-21639-00	27-15	322-25151-00
14-27	310-14158-00-33	17-16	322-21747-00	27-17	322-25155-00
14-33	310-14175-00-33	17-22	322-21747-00	27-22	322-25183-00
14-11	310-14181-00-33	25-17	322-21791-00	27-20	322-25186-00
14- 9	310-14184-00	18- 1	322-22110-00-33	28- 1	322-25311-00
14- 6	310-14185-00	18- 4	322-22123-00	28-12	322-25321-00
14- 7	310-14187-00	18- 3	322-22124-00	28-44	322-25412-00
14- 3	310-14194-00	18- 6	322-22128-00	28-43	322-25450-00
14-39	310-14197-00	18-17	322-22137-00	28-43	322-25451-00
14-14	310-14567-00-33	18-10	322-22153-00	23- 1	322-26111-40
5- 3	311-11651-01	18-16	322-22157-00	23- 2	322-26241-00
5-11	313-11611-00	18-20	322-22213-20	23-18	322-26242-00
5-11	313-11611-10	22- 7	322-23171-00	23-17	322-26243-00
5-11	313-11611-20	22-12	322-23318-00	23-14	322-26281-00
14-15	313-14122-00-33	22-32	322-23319-00	23-15	322-26282-00
14-37	313-14146-00-33	22-15	322-23341-00	23-22	322-26344-00
14-38	313-14197-00	22-16	322-23345-00-33	23-21	322-26393-00
22-33	318-23487-00	22-20	322-23346-00	19-19	322-27227-00
21- 9	321-23435-00-98	22-17	322-23356-00	19-11	322-27436-00
5-20	322-11545-00	22-19	322-23357-00	7-11	322-85553-10
5-11	322-11611-00	17-28	322-23395-00	7-12	322-85554-10
5-11	322-11611-10	22-36	322-23395-00	5- 7	324-11631-00-96
5-11	322-11611-20	22-30	322-23396-00	5- 7	324-11631-00-98
5- 7	322-11631-00-96	21-15	322-23441-01-98	5- 7	324-11635-00
5- 7	322-11631-00-98	21-11	322-23451-00	5- 7	324-11636-00
5- 7	322-11635-00	21-14	322-23453-00	17-27	341-26397-01
5- 7	322-11636-00	26- 4	322-23453-00	8-18	353-13552-00
15- 3	322-14455-00	22-29	322-23485-00	11- 5	360-18141-01
16- 8	322-14684-10	24- 2	322-24161-00	1-11	363-11171-00
16-23	322-14788-11	24- 7	322-24182-00	1-10	363-11175-00
16-31	322-14792-10	24- 8	322-24186-00	1- 3	363-11179-00
4- 9	322-15363-00	24-12	322-24500-00	2- 3	363-11198-00
20- 1	322-21511-00-Y1	24- 3	322-24611-00	1- 8	363-11361-00
20- 5	322-21541-00	24- 4	322-24612-00	1- 9	363-11362-00
20-15	322-21541-00	27- 1	322-25111-00	6- 9	363-11438-00

# NUMERICAL INDEX

Ref No.	Parts No.	Ref No.	Parts No.	Ref No.	Parts No.
6-14	363-11444-00	3- 8	363-15118-00	9-26	363-16387-00
6- 4	363-11449-00	10-28	363-15381-00	3-15	363-17481-00
6- 1	363-11454-01	10-14	363-15383-00	12- 1	363-18111-00-93
6-19	363-11457-01	4- 1	363-15411-00	12-10	363-18121-00
6- 3	363-11458-00	4- 7	363-15416-00	11-20	363-18122-00
6- 5	363-11459-00	4- 2	363-15421-00	11-21	363-18123-00
6-18	363-11476-00	4- 5	363-15431-01	12- 8	363-18125-00
6- 7	363-11489-01	4- 4	363-15451-00	11-22	363-18151-00
6-11	363-11491-01	4- 6	363-15461-00	11-13	363-18511-00
6-10	363-11499-01	1-23	363-15485-00	11-18	363-18531-00
6- 6	363-11546-00	3-10	363-15485-00	11-15	363-18535-00
5-19	363-11555-00	13- 1	363-15611-00	11- 3	363-18561-00
2- 6	363-12273-00	13- 3	363-15621-00	17- 1	363-21110-00-33
2- 5	363-12279-00	10-17	363-15631-00	17-14	363-21189-00
2- 1	363-12281-01	13-14	363-15641-00	17-20	363-21189-00
2- 8	363-12282-00	10-39	363-15651-00	17-23	363-21240-02
2- 4	363-12283-01	13-27	363-15656-00	17- 5	363-21416-00
2- 9	363-12284-00	13-28	363-15659-00	17-10	363-21471-00
2- 7	363-12287-00	13-10	363-15661-00	17- 6	363-21482-00
2-14	363-12292-00	13-23	363-15664-01	20- 7	363-21519-00-02
8- 0-1	363-13101-00	13-21	363-15665-00	20- 7	363-21519-00-03
8-24	363-13174-00	13-16	363-15671-00	20-17	363-21619-00-02
8- 2	363-13175-00	13-24	363-15674-00	20-17	363-21619-00-03
1-15	363-13610-00	13-17	363-15675-00	17-13	363-21711-01-01
1-19	363-13613-00	13-18	363-15676-00	17-19	363-21721-01-Y1
1-18	363-13616-00	13-25	363-15686-00	25-11	363-21729-00
1-20	363-13621-00	5-17	363-16111-00	17-17	363-21736-00
14-29	363-14155-00	9- 1	363-16150-00	25- 2	363-21744-00
14-28	363-14198-00	9-17	363-16154-00	25- 4	363-21745-00
15- 8	363-14412-00	9-14	363-16181-00	26- 5	363-21746-00
15- 9	363-14428-00	9- 5	363-16321-00	25- 1	363-21751-00
15- 7	363-14451-00	9-25	363-16343-00	25-10	363-21752-00
15- 5	363-14455-00	9-27	363-16344-00	25-12	363-21753-01
15- 6	363-14458-00	9-23	363-16345-00	25- 5	363-21755-00
16- 7	363-14685-00	9- 7	363-16351-00	25- 9	363-21765-00
16-10	363-14771-00	9-18	363-16356-00	17-29	363-21766-00
16-24	363-14782-10	9- 2	363-16371-00	25- 3	363-21766-00
16-17	363-14791-00	9-24	363-16382-00	25- 8	363-21771-01

# NUMERICAL INDEX

Ref No.	Parts No.	Ref No.	Parts No.	Ref No.	Parts No.
28-34	363-22123-00	1- 2	364-11181-00	5- 1	365-11412-00
18- 8	363-22143-00	1- 6	364-11311-00	5- 2	365-11422-00
18-19	363-22210-71	1- 7	364-11351-00	14- 0-1	365-14101-60
22- 0-1	363-23101-01	5- 0-1	364-11400-00	15- 4	365-14453-00
22-10	363-23124-00	5- 1	364-11412-00	3- 1	365-15111-00
22- 9	363-23141-01	5- 2	364-11422-00	3- 2	365-15121-00
22- 8	363-23170-01	8- 0-1	364-13101-00	9- 0-1	365-16301-00
24- 1	363-24110-00-02	8- 2	364-13175-00	10- 1	365-17411-60
24- 1	363-24110-00-03	15- 1	364-13565-00	10-18	365-17421-00
24-11	363-24183-00	14- 0-1	364-14101-60	5-10	604-11634-00
24-13	363-24311-00	14-27	364-14158-00-33	14-26	637-14137-00
26- 1	363-24770-00	15- 4	364-14453-00	14-36	802-14173-00
26- 1-1	363-24771-00	16- 1	364-14610-00	14-35	802-14174-00
27- 2	363-25104-00	16-22	364-14753-10	1- 5	812-11175-00
27-12	363-25121-00	3- 1	364-15111-00	17-15	829-77155-00
28- 2	363-25304-00	3- 2	364-15121-00	17-21	829-77155-00
28-32	363-25371-00	4- 5	364-15431-00	12- 3	91101-06020
28-33	363-25373-00	4- 6	364-15461-00	1-21	91101-06030
23-19	363-26311-00	13-11	364-15683-00	3-16	91201-06010
23-24	363-26335-01	5-17	364-16111-00	17-11	91201-06012
23-26	363-26341-00	9-16	364-16154-00	18-11	91201-06012
23-25	363-26342-00	9- 0-1	364-16301-00	20- 9	91201-06015
23-32	363-26393-00	9-25	364-16343-00	16- 5	91201-06020
19-15	363-27211-00-33	9-18	364-16356-00	16-28	91201-06020
19-16	363-27212-00	10- 5	364-17131-10	16-18	91201-06025
19-18	363-27216-00	12- 1	364-18111-00-93	27-18	91201-06025
19-21	363-27231-00	11-14	364-18511-00	20- 2	91201-06030
19- 8	363-27411-01	11- 1	364-18541-00	18-18	91201-06040
19- 6	363-27412-01	23-20	364-26312-00	18-14	91201-06050
19-14	363-27421-00	7- 0-1	364-85500-11	23- 6	91203-06020
19-12	363-27422-01	7- 6	364-85515-10	23-11	91203-06020
19- 7	363-27426-00	29- 7	364-85540-11	28-19	91203-06025
19-13	363-27456-00	7- 2	364-85543-10	13-26	91210-06020
26- 6	363-28100-10	7- 1	364-85550-10	19-17	91211-06020
29- 1	363-82310-10	1- 1	365-11111-00	4- 3	91316-06030
23- 3	363-83976-00	1- 6	365-11311-00	6-21	91316-06030
29- 6	363-85517-00	1- 7	365-11351-00	4- 8	91316-06035
1- 1	364-11111-00	5- 0-1	365-11400-00	6-20	91316-06035

# NUMERICAL INDEX

Ref No.	Parts No.	Ref No.	Parts No.	Ref No.	Parts No.
3- 7	91316-06045	7- 5	92901-05200	28-40	92901-10100
3- 4	91316-06060	25- 7	92901-05200	25-18	92901-10200
3- 5	91316-06070	1-22	92901-06100	18- 7	92901-14100
3- 5	91316-06075	3-17	92901-06100	27-23	92901-14200
3- 6	91316-06085	6-15	92901-06100	9-12	92901-18100
3- 6	91316-06100	7-14	92901-06100	9-13	92901-18200
9-21	91401-10010	12-13	92901-06100	8-11	93101-10001
8-13	91401-12018	16- 6	92901-06100	8- 4	93101-10002
2-10	91401-16010	16-20	92901-06100	9-22	93102-17004
23-30	91401-20012	16-29	92901-06100	27-10	93102-20009
28-37	91401-20018	17-12	92901-06100	13- 9	93102-25064
19- 4	91401-20025	17-25	92901-06100	10-33	93102-35054
19-24	91401-25012	18-12	92901-06100	5-13	93103-30072
28-42	91401-25018	20- 3	92901-06100	5-15	93103-40058
27-25	91401-30030	20-10	92901-06100	28-10	93104-46209
28-31	91401-30030	23-34	92901-06100	28-27	93106-25003
2-12	91402-16010	25-16	92901-06100	12- 7	93109-14005
3- 3	91810-05016	29- 3	92901-06100	2- 2	93210-05215
6-17	92101-08018	29- 9	92901-06100	5-16	93210-25070
23-33	92501-06010	7-15	92901-06200	28-26	93210-31114
10-16	92501-06015	16-21	92901-06200	22-35	93210-99184
7-13	92501-06018	16-30	92901-06200	10-13	93304-20501
29- 8	92501-06018	18-13	92901-06200	27- 9	93306-20201
6-16	92501-06020	19-23	92901-06200	27-11	93306-20203
29- 2	92501-06025	16-13	92901-08100	28- 9	93306-20301
3- 9	92501-08012	16-26	92901-08100	6- 2	93306-20410
10-15	92701-06015	17- 9	92901-08100	10-13	93306-20515
23- 8	92801-06100	21-17	92901-08100	10-32	93306-30512
23-13	92801-06100	22-27	92901-08100	5-12	93306-30602
19-20	92801-06300	28-35	92901-08100	5- 8	93310-21854
17- 3	92801-10100	15-10	92901-08200	6- 8	93310-42012
24-10	92801-10300	16-14	92901-08200	5- 5	93310-42541
18-23	92804-10700	16-27	92901-08200	5- 5	93310-52440
1-17	92901-03100	26- 3	92901-08200	10-11	93311-42012
7- 9	92901-04100	17- 4	92901-10100	10-38	93313-31709
7-10	92901-04200	18-22	92901-10100	10-38	93313-32008
7- 4	92901-05100	22-18	92901-10100	6-23	93390-00008
8- 9	92901-05100	24- 9	92901-10100	10-41	93410-15005

# NUMERICAL INDEX

Ref No.	Parts No.	Ref No.	Parts No.	Ref No.	Parts No.
10-41	93410-17008	19-10	97101-08025		
10-10	93410-19015	21-16	97103-08035		
10-25	93410-19015	21-12	97103-08055		
13-19	93410-19015	25-15	97201-06012		
11- 6	93410-30012	17-24	97201-06015		
22- 6	93420-28025	16-15	97201-08018		
6-13	93430-06005	16-25	97201-08018		
11-23	93430-07012	16-12	97201-08035		
13-29	93430-07020	26- 2	97201-08050		
11-16	93430-08006	17- 7	97201-08060		
19- 9	93430-10015	13- 4	97211-08030		
12-14	93430-10016	7- 3	98501-05010		
12- 5	93430-12009	25- 6	98501-05010		
13- 8	93430-12022	8- 5	98501-05015		
10- 4	93440-25019	20-12	98501-06018		
10-26	93440-25019	23-16	98503-05018		
13-15	93440-25019	1-16	98512-03008		
13-12	93440-25020	17-18	98701-04010		
21- 2	93501-04011	10-29	98701-05012		
21- 5	93503-16010	11- 4	98701-05012		
8-16	93505-32002	8-10	98801-05200		
13- 5	93507-32009	2-11	98801-05300		
11- 8	93604-08071	16-19	98801-06100		
11- 2	93604-18058	22-34	98801-06100		
28-13	93700-06001	12-12	98801-06200		
18- 9	93700-06005	17- 8	98801-08100		
27- 4	94130-21096	22-28	98801-08100		
28- 4	94140-18070	1- 4	98801-08200		
27- 5	94230-21038	12-16	98801-08300		
28- 5	94240-18024	28-36	98801-08500		
27- 6	94330-21030	28-41	98801-10300		
28- 6	94340-18022	19- 3	98801-10500		
27- 3	94416-21060	28-23	98803-08300		
28- 3	94418-18061	8-14	98901-04008		
28-46	94515-20104				
28-47	94615-20001				
1-12	94700-00061				
6-22	94862-09066				

[www.legendis-yamaha-enduro.com](http://www.legendis-yamaha-enduro.com)

# NUMERICAL INDEX

Ref No.	Parts No.	Ref No.	Parts No.	Ref No.	Parts No.
2- 1	437-15411-00	21- 1	437-24110-00-01	29-21	437-82530-00
2-11	437-15416-00	21- 2	437-24244-00	29- 5	437-82555-00
1-10	437-15419-00	21- 4	437-24245-00	29- 6	437-82556-00
2- 2	437-15421-00	21- 3	437-24246-00	29- 1	437-82590-22
2- 5	437-15431-00	21- 5	437-24247-00	28- 1	437-83310-62-93
8- 0-1	437-15610-00-93	21-17	437-24602-00	28- 2	437-83320-62-93
8- 1	437-15611-00	21- 7	437-24612-00	28-15	437-83326-00
5- 8	437-17121-00	21-14	437-24615-00	28- 8	437-83328-00
5- 3	437-17141-00	21- 9	437-24616-00	28-12	437-83330-60-93
5- 7	437-17151-00	21- 8	437-24621-00	28-13	437-83340-60-93
5-15	437-17251-00	21-11	437-24639-00	28-16	437-83367-01
5- 1	437-17410-00	21- 0-1	437-24653-00	29-18	437-83371-12
5- 2	437-17411-00	21-10	437-24683-00	26-21	437-83510-30
14- 1	437-21110-00-33	23- 1	437-24710-01	26-24	437-83513-00
17- 7	437-21610-00-20	23- 0-1	437-24711-01	26-26	437-83519-00
17-16	437-21629-00	23- 3	437-24726-00	26-23	437-83520-30
9-24	437-21633-00	20-22	437-26311-01	26-27	437-83523-00
22- 7	437-21633-00	20-23	437-26312-01	26-28	437-83524-00
22- 1	437-21705-00-N4	20-24	437-26329-00	26-29	437-83525-00
14-12	437-21711-00	20-25	437-26335-00 <sup>01-01</sup>	26-25	437-83526-00
14-13	437-21717-10	20-28	437-26341-00	26-33	437-83550-00
14-14	437-21721-00	16-15	437-27211-00	29- 3	437-83936-00
22- 3	437-21732-00	16- 6	437-27412-00	20- 3	437-83972-62
22-15	437-21787-00	16- 7	437-27422-00	20-18	437-83976-01
15- 1	437-22110-00-33	14-28	437-28100-10	26- 0-1	437-84110-62
15-21	437-22151-00	13- 0-1	437-81300-20	26- 6	437-84115-62
15-12	437-22311-00-33	13- 2	437-81312-20	26- 3	437-84120-62
18- 0-1	437-23101-01	13- 3	437-81313-20	26- 1	437-84130-61-20
18- 6	437-23117-01	13-13	437-81315-20	26- 5	437-84195-62
18-29	437-23121-00-20	13- 7	437-81321-21	27- 0-1	437-84510-60
18- 7	437-23124-00	13- 1	437-81350-20	27- 1	437-84511-60
18- 1	437-23126-00	29-23	437-82110-10	27-26	437-84517-00
18-30	437-23131-00-20	29-23	437-82110-20	27-10	437-84551-61-20
18- 2	437-23136-00	29-24	437-82124-01	11- 4	438-14752-00
18- 5	437-23141-01	29-11	437-82310-40	11-27	438-14757-00
18-15	437-23161-00	29--4	437-82508-22	11-30	438-14759-00
18-21	437-23340-00-33	29- 7	437-82516-00	21-28	438-24500-00

# NUMERICAL INDEX

Ref No.	Parts No.	Ref No.	Parts No.	Ref No.	Parts No.
21-37	438-24521-00	20- 6	91203-06020	28-10	92503-06015
21-36	438-24531-00	20- 9	91203-06020	13-16	92701-06012
23- 9	438-24705-00	20-13	91203-06020	16- 4	92802-10500
29-25	438-83350-61	20-16	91203-06020	9- 5	92901-03100
26- 8	438-84133-60	27-14	91203-06025	13- 5	92901-04100
26-16	438-84192-60	19-19	91204-10030	21-12	92901-04100
26-15	438-84194-60	18-27	91311-08020	13- 9	92901-04200
3-25	611-44126-00	8- 7	91316-08025	26- 9	92901-04200
17- 9	611-48556-30	4-27	91401-10010	6- 6	92901-05100
14- 5	90101-08219	12-18	91401-12018	12-14	92901-05100
14- 8	90101-10136	10-35	91401-16015	14-25	92901-05100
14-10	90109-08255	16- 5	91401-20025	15-14	92901-05100
22- 9	90157-06029	16-21	91401-25012	21-18	92901-05100
14- 7	90185-08039	25-44	91401-25012	29- 9	92901-05100
14-11	90209-08050	24-36	91401-30075	29-17	92901-05100
23- 4	90240-05001	21-16	91609-40018	14-26	92901-05200
11-20	90387-08242	1- 4	91810-02014	15-15	92901-05200
17-11	90387-08258	2- 7	91810-02014	29-10	92901-05200
14-15	90480-12053	1- 3	91810-19020	2-18	92901-06100
27-28	90480-15061	11-15	91903-06012	9- 9	92901-06100
16-16	90508-40165	11-14	91903-06030	9-18	92901-06100
7- 3	<del>91101-06020</del> 91203060-20	2-17	92501-06010	9-26	92901-06100
1-30	91201-06012	5-12	92501-06012	11- 6	92901-06100
14- 3	91201-06012	9-17	92501-06012	11-24	92901-06100
23- 8	91201-06012	11- 5	92501-06012	11-29	92901-06100
29-19	91201-06012	1-13	92501-06015	14-17	92901-06100
11-23	91201-06015	14-16	92501-06015	15-18	92901-06100
17-17	91201-06015	29-12	92501-06020	17- 3	92901-06100
26-30	91201-06015	2- 4	92501-06025	17-18	92901-06100
15-17	91201-06018	2-13	925010-6025	17-21	92901-06100
17-20	91201-06018	2- 8	92501-06030	20-10	92901-06100
25-21	91201-06020	1- 7	92501-06040	20-17	92901-06100
9- 8	91201-06025	2- 9	92501-06040	22- 8	92901-06100
9-25	91201-06025	2-10	92501-06045	23- 7	92901-06100
17- 2	91201-06025	1- 5	92501-06050	23-11	92901-06100
23-12	91201-06025	1- 6	92501-06060	24-33	92901-06100
24-31	91202-06030	1-16	92501-08012	26-31	92901-60100

# NUMERICAL INDEX

Ref No.	Parts No.	Ref No.	Parts No.	Ref No.	Parts No.
27-19	92901-06100	24-10	93102-18008	16-17	93430-10015
29-13	92901-06100	3-14	93102-20010	6-14	93430-10017
29-20	92901-06100	5-26	93102-26042	5-20	93440-15012
9-19	92901-06200	3-16	93103-28011	19- 3	93501-04011
11- 7	92901-06200	24-27	93104-07003	19- 6	93503-16010
14- 4	92901-06200	4-21	93104-14004	6- 8	93505-16006
14-18	92901-06200	8-17	93104-17062	12-21	93505-32002
16-20	92901-06200	25-10	93104-22018	1-12	93603-12007
17-22	92901-06200	24-21	93105-47007	12- 3	93603-22028
23-10	92901-06200	25-35	93106-26005	6- 2	93604-22050
24-32	92901-06200	7- 4	93109-12012	15- 9	93700-06005
26-32	92901-06200	1-32	93210-11073	24- 4	94127-19093
27-24	92901-06200	24-28	93210-14104	25- 4	94130-18073
28-11	92901-06300	3-17	93210-18023	24- 5	94227-19037
1-15	92901-08100	2-15	93210-19123	24- 5	94230-18012
11-10	92901-08100	11- 3	93210-24235	24- 6	94327-19029
11-21	92901-08100	25-23	93210-42101	25- 6	94330-18010
14- 6	92901-08100	25-33	93306-00406	25- 3	94414-18007
15-20	92901-08100	25- 9	93306-20201	24- 3	94414-19056
17-13	92901-08100	25-22	93306-20204	25-27	94504-28108
19-14	92901-08100	24- 7	93306-30103	25-28	94604-28001
19-18	92901-08100	5-10	93306-30304	1-26	94701-00041
21-26	92901-08100	5-25	93306-30401	16-13	97101-08025
25-42	92901-08100	3-13	93306-30405	19-17	97104-08035
26-19	92901-08100	3- 9	93310-21403	19-13	97104-08045
28-17	92901-08100	3- 6	93310-42251	21-27	97201-08015
25-45	92901-08200	5-21	93311-31515	15-19	97201-08018
26-18	92901-08200	5- 9	93315-31502	11-22	97201-08035
12- 8	92901-08400	4- 3	93341-22302	17-15	97201-08035
14- 9	92901-10100	5-24	93410-13004	17- 8	97201-08045
19-20	92901-10100	8-16	93410-17008	26-17	97204-08025
3-24	92901-12100	24-15	93410-20009	21-15	98501-03006
15- 7	92901-12100	8-12	93410-30012	12-13	98501-04006
27-12	92903-05100	25-34	93420-42007	21-19	98501-05008
12-16	93101-10001	21-21	93430-02001	15-13	98501-05010
12- 5	93101-10002	6- 4	93430-03014	6- 7	98501-05012
7-12	93101-12060	7-10	93430-08006	12-10	98501-05015



# NUMERICAL INDEX

Ref No.	Parts No.	Ref No.	Parts No.	Ref No.	Parts No.
29-16	98501-05018				
29- 8	98501-05025				
9- 6	98512-03008				
26-11	98801-04200				
12-15	98801-05200				
27-25	98801-06100				
20- 8	98801-06300				
20-15	98801-06300				
11-28	98801-06700				
27-20	98801-06700				
26-20	98801-08100				
11-11	98801-08200				
25-31	98801-08200				
12- 9	98801-08300				
17-12	98801-08300				
25-17	98801-08300				
25-43	98801-08300				
17-14	98801-08700				
15- 8	98801-12100				
3-23	98801-12200				
24-34	98802-06100				
27-13	98803-05100				
28- 7	98803-08100				
28-18	98803-08100				
19-15	98803-08700				
12-19	98901-04008				

[www.legendaryamaha-enduros.com](http://www.legendaryamaha-enduros.com)