


YAMAHA MOTORCYCLE ACCESSORIES & SPECIALTIES

YAMAHA MOTORCYCLE ACCESSORIES & SPECIALTIES

Introducing a new catalog for you, the Yamaha Enthusiast. At Yamaha Parts Distributors, Inc., our primary goal is to produce and distribute accessories, specialties, riding apparel and replacement parts for you, the Yamaha owner. Parts, accessories and apparel of the highest quality that meet the rigid standards we have set for ourselves are manufactured to precisely fit or easily


bolt onto Yamaha motorcycles.

In order to do this, we maintain research and development people who are totally committed to motorcycling and you, the Yamaha owner. The same commitment is shared by our quality control people.



We have gone far and wide to get the best designs and finest styling. One of the top designers in the motorcycle industry is "Molly," and "Molly" is an exclusive Yamaha design consultant. We are coordinating our efforts with some of the top manufacturers in the world and this joint effort brings you, the Yamaha owner, the best engineered and tested products available.

Our warehouse facilities across the country let your local Yamaha dealer quickly order all of our specially packaged accessories and apparel at prices that will appeal to you, the Yamaha owner.





Specially designed in-store display units make shopping at your local Yamaha dealer a trip worthwhile.

We have and will continue to develop the finest line of motorcycle parts, accessories and apparel for you, the Yamaha rider, whether you do your thing on the Motocross track, in the dirt or pleasure touring.

From our smallest Mini Enduro to the biggest

Yamaha, your Yamaha dealer has a complete line of accessories, apparel and replacement parts to increase your motorcycling pleasure.





YAMAHA PARTS DISTRIBUTORS, INC.

6610 ORANGETHORPE AVENUE • BUENA PARK, CALIFORNIA 90620

MAIL ADDRESS: P. O. BOX 6610, BUENA PARK, CALIFORNIA 90620

A SUBSIDIARY OF
YAMAHA INTERNATIONAL CORP.

CABLE ADDRESS:
"YAMAHA"
TELEPHONE (714) 522-9231

Dear Yamaha Enthusiast:

We formed Yamaha Parts Distributors, Inc., to serve you, the Yamaha rider, but we also made a strong commitment to motorcycling in general.

Words like quality and safety took on a special meaning to us. The staff at YPDI is totally committed to our high set of standards.

In research and development, our people have experience in every phase of motorcycling from racing to touring. The tremendous success of our Yamaha racing team has given us invaluable experience towards producing parts and accessories not only for the racing enthusiast but street and touring riders as well.

This catalog is designed for your personal enjoyment for dreaming — gift planning — or for treating yourself.

We hope we may merit your continued confidence and that we may serve you, the Yamaha enthusiast, with this line of superior products.

Your local Yamaha motorcycle dealer is ready to serve all of your motorcycling needs. You can find him easy, he's in the Yellow Pages.

Sincerely yours,

YAMAHA PARTS DISTRIBUTORS, INC.

P.S. Don't forget to fill out the questionnaire at the back of this catalog. In addition to receiving a free gift, you will benefit by enabling us to more closely examine your motorcycling needs.

YAMAHA MX GEAR

Yamaha Boots

100% leather Motocross and Enduro Boots for competition or general off-road riding. Full-adjustment, padded front shin guard, fully lined and padded toe, riveted vamp, extra hard box toe, choice of color designs and sole patterns (semi-wedge or Vibram Lug). Double heavy nylon stitching, double leather thickness to protect ankles, double compression spring heel, leather back support, and a padded, waterproof top. They're made in the U.S. to strict Yamaha specifications. Sizes from 6 to 13 and half sizes. Also in Special Edition for kids and women.

Yamaha Boots for Kids & Ladies

All the great features of full-sized Yamaha Motocross and Enduro Boots are now here for kids and ladies. 5 buckle adjustment. Three yellow leather vamp stripes for the "racy" look.

New MX Socks

Tall MX Socks in rich red, blue or yellow. 80% orlon, 20% nylon, with terry cloth inner construction that resists dampness and perspiration for extra comfort. Roll-over rib cuff. One size fits all. Complements the other color coordinated Yamaha MX and Riding Apparel.

Riding Belts

Tested and approved by the Yamaha factory racing team. Made with heavy canvas back panels and elastic side panels. Back support is strengthened by three leather ribs. Besides offering good looks, these new Yamaha belts also help make touring and competition riding safer and more comfortable.

Chest Protectors


The Yamaha Chest Protector offers maximum protection, but doesn't add a lot of weight. A must for competition riding.


MX Gloves

Split cowhide (with smooth side out) feature heavy-duty nylon stitching with reinforced sponge rubber knuckle, hand guards with leather covered thumb guard, and elastic wrist bands.


MX Jerseys

Clean, vibrant styling in high-visibility yellow, brilliant blue or bright red. Machine-washable. Comfortable to wear. (Available in kids' sizes, too.) Tear resistant nylon. Padded shoulders and elbows. Yamaha graphics accent design on shoulder bands and cuffs.







Enduro Boots




MX Boots



Kids' & Ladies' Boots




MX Socks



Riding Belt (front)




Riding Belt (back)




Chest Protector




MX Gloves




MX Jersey



Children's Jersey



MX Jersey



MX Jersey

RIDING APPAREL

Yamaha Sweaters

Choose one of three colors in a choice of turtle or crew neck and enjoy riding, hiking, boating or any outdoor activity in high-fashion spirits. Machine washable and guaranteed colorfast. Available in men's and ladies' sizes. Longer body length for more active movement. Yamaha graphics accent every sweater. 100% Virgin Orlon Acrylic.

New Parka

Western-styled, in high-visibility yellow. Ideal for cool weather riding. Water repellant interliner is Fortrel Polyester for ultra-lightweight and extreme warmth. Adjustable snap sleeves and double-snap safari pockets with large, patch-pockets.

Knit Vests

(Sleeveless Sweaters)

100% Virgin Orlon with in-style scoop neck, available in yellow, red and blue in four sizes. Machine washable and colorfast.

Turtleneck Shirts

Turtleneck wash and wear shirt, available in long sleeve. Rib-knit cuffs and neck.

Crew Neck Shirts

The handsome new crew neck T-shirt is 50% dacron, 50% cotton, wash and wear. Available in short sleeve, with rib-knit collar.

Knit Caps

Our bold knit caps are the perfect way to top-off your Yamaha outfit.

Street Gloves (Gauntlets)

The new Yamaha street gloves come with a tall brass-zippered gauntlet that makes them easy to put on and remove. Available in black or brown in four sizes.

Competition Jacket

The Yamaha Competition Racing Jacket is made of polyester and cotton. Colorfast and wash-and-wear with 100% nylon knit cuffs and full-length zipper. Slash pockets and quilted inner liner.

Plackets

Cycle-inspired 4-button Placket made of 50% cotton, 50% dacron. Machine washable and available with long or short sleeves.

Tank Tops


A fresh-feeling Tank Top knit with double-reinforced rib neck and arm seams for adults and kids.




Parka



Vests





Street Gloves (Gauntlets)




Competition Jacket



www.legends-yamaha-enduros.com




Sweaters




Turtleneck Shirt




Crew Neck Shirts




Knit Cap



Short Sleeve Placket



Long Sleeve Placket



Tank Top

STREET AND TOURING ACCESSORIES

Front and Rear Safety Bars

Front and rear safety bars custom designed to complement Yamaha street machines. Exclusively in Yamaha, they have been completely tested and will fit existing brackets using existing nuts and bolts. Sturdy double nickel chrome 1" diameter steel tubing, with smooth welds, electrically plated. Stainless steel screws and Nylock nuts are included for the front safety bars. Made in the U.S. for Yamaha street models 250 to 750 cc to strict Yamaha specifications.

Sure-Support Locking Back Rests

Yamaha's unique back rest has been tested for passenger comfort. Features a "locking" compartment — 2" deep — for carrying gloves, goggles, extra plugs or anything that makes touring more enjoyable. Highest quality 1/2" double nickel chrome steel tubing makes this unit the strongest on the market today. Quilted vinyl padded rest follows seat pattern. Hurd Cam type locks and keys are standard. Mounts easily to existing brackets. *For complete stability, this unit should go with the luggage rack.* Exclusively engineered for Yamaha street models 250/750 cc.

Oil Cooler

The new Yamaha TX 500 and TX 750 Oil Cooler Systems have been tested, retested and factory-approved. Each system actually increases transmission, clutch and engine life by preventing oil breakdown. Its Swirl-Cool core with inner swirling action directs hot oil through hundreds of tiny heat-extracting swirlpools to help your machine run smoother and cooler. The Yamaha Oil Cooler is easy to install, and includes all necessary mounts, precision one-piece chrome lines, special adapters, and custom mounting brackets.

Touring Tank and Seat Kit

Increase your cruising range. Kit includes everything needed for quick installation including a comfortable custom seat. Exclusively for the Yamaha TX 750. Comes unpainted for your artistic touch.

Dual Disc Brake Kit



For stopping power whenever you need it. Compatible with single disc brake, it assembles easily and quickly, and includes a larger master cylinder, calipers, hydraulic brake lines, and all necessary hardware. Available for both the TX 500 and TX 750 Yamaha motorcycles.

Chrome Headlight and Brackets


Customize your Yamaha TX 750, TX 650, TX 500 and RD 350 with this shiny, hand polished chrome outfitting. It's easy to assemble, and its component parts are also available separately.

Luggage Carriers

Yamaha Luggage Carriers fit Yamaha Street bikes, perfectly. Made from strong 3/4" double nickel chrome steel, smooth welds, and a unique inlaid vinyl strip for added style. Can be mounted singly, or with the Yamaha Sure Support Locking Back Rest.

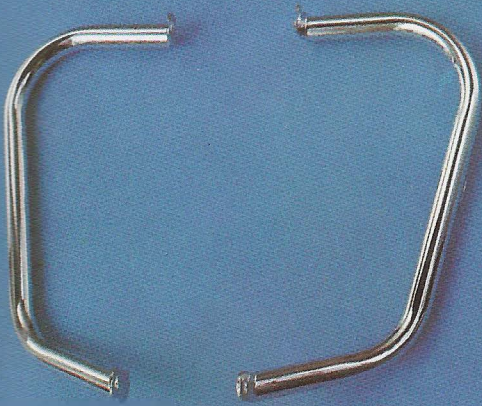


Touring Seat & Tank

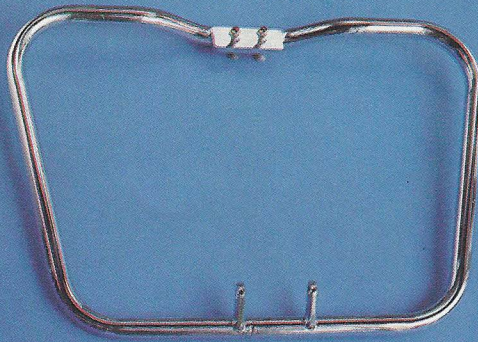


Chrome Headlight & Brackets


STREET & TOURING ACCESSORIES



Rear Safety Bars




Front Safety Bars



Locking Back Rest



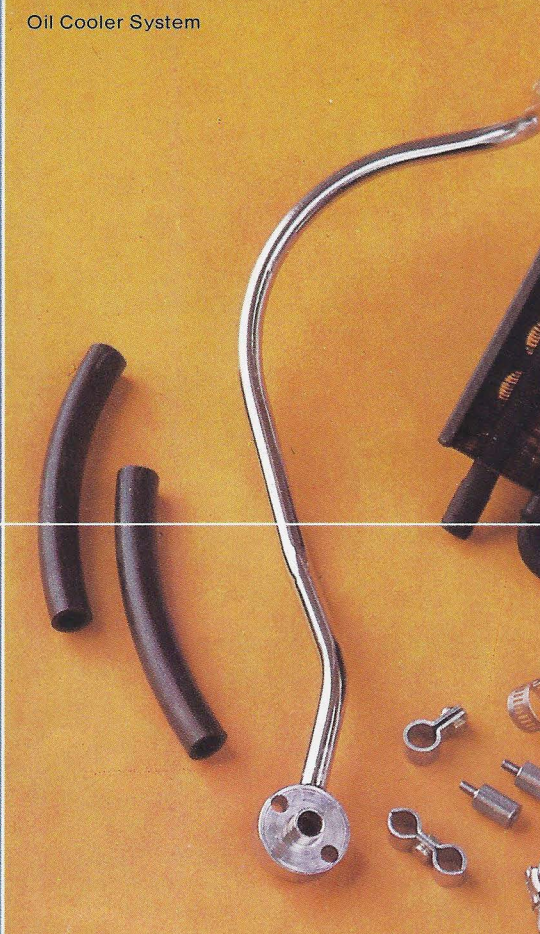
Oil Cooler installed




Dual Disc Brake Kit



Oil Cooler System



Luggage Carrier



ENDURO AND OFF-ROAD ACCESSORIES

Buddy Pegs

Yamaha Buddy Pegs fit Yamaha Street and Enduro motorcycles and other machines with 12mm Buddy Peg threads. They fold to tuck neatly out of the way when not in use and quickly flip down for passenger comfort. Rubber covered to match front pegs on all Yamaha models. Easily installed without any need for tools.

MX Foot Pegs

Make competition and Enduro riding more enjoyable. Unique design eliminates slipping in rough or wet terrain. These self-cleaning pegs utilize the existing return spring, mount easily into existing brackets and are supplied with self-locking Nylock nuts. Black oxide protective finish lends complementary beauty to the machine.

Yamaha Thermal Flow Shock Absorbers

Complete and positive shock dampening action under any condition: that's what this Yamaha accessory delivers. Utilizes the natural shock absorber action to continuously force the shock oil through a heat exchanger, cooling the oil and maintaining its viscosity. The result is consistent dampening action under the most rigorous conditions. Easily installed in minutes utilizing existing bolts and mounts. Adapts to many Yamaha Enduro models.

RT/DT Enduro Buddy Seat

Luggage Carrier


Use these items as a Buddy Seat/Luggage Rack combination or as a luggage carrier alone. The $\frac{3}{4}$ " tubing is double nickel chromed with smooth welds, and accented by a unique vinyl inlaid trim. Easy to mount, and designed with an A.B.S. high impact Styrene plastic formed recess back to protect the taillight. Birch plywood seat plate adds strength and durability. Vinyl quilted seat follows standard seat pattern for a complementary look. Available for DT and RT models. With complete installation instructions.

High-Mount Fender Assembly

Yamaha high-mount fenders have a memory: they snap back to their original shape! Engineered to fit Yamaha RT, DT, CT and AT Enduros. Feature highly polished, heavily chromed steel bracket and highly polished aluminum fender brace. Manufactured from a high-density co-polymer material. All necessary bolts included for easy installation.

Fork Brace




For maximum strength with minimum weight, the Yamaha Fork Brace is manufactured from one of the highest strength aluminum alloys. Highly polished yet tough enough to stabilize forks over the roughest trails and desert terrain. Pre-drilled, double-loop concave fork brace fits all Yamaha Enduros, from AT to RT.



Thermal Flow Shocks



Buddy Pegs



Metric Screw Kits

Exclusively manufactured for many Yamaha Street and Enduro motorcycles. Speeds removal and replacement of side case, clutch, ignition and other engine covers. Included are screws and necessary precision wrenches.



Super Silencer/Spark Arrestor

The Yamaha Super Silencer/Spark Arrestor will reduce noise with virtually no power loss due to back pressure! It installs easily to most types of off-road and street bikes. Easily disassembled for cleaning and diaphragm replacement. Lightweight and designed for maximum strength under extreme vibration conditions.




ENDURO & OFF-ROAD ACCESSORIES

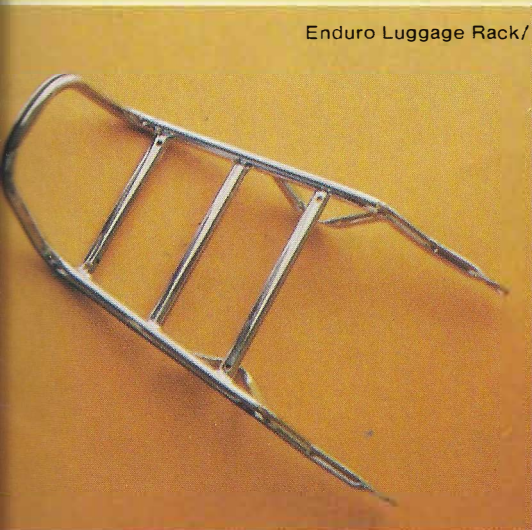
Metric Socket Screw Kit



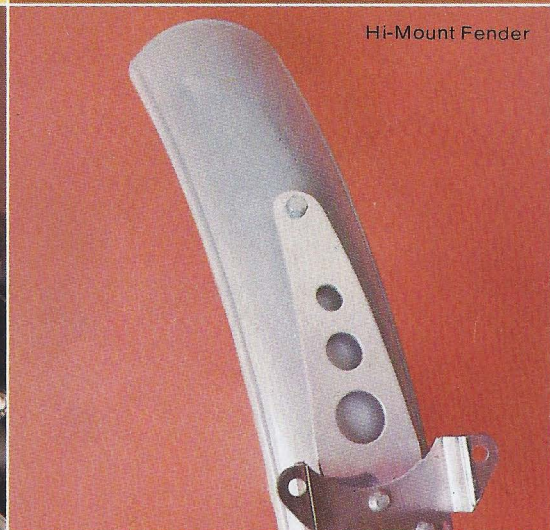
Super Silencers/ Spark Arrestors



Double-Loop Concave Fork Brace




Enduro Luggage Rack/ Buddy Seat Combination



Hi-Mount Fender



MX Pegs



YAMAHA HELMETS, GOGGLES, VISORS & SHIELDS

Yamaha Helmets

Safety, quality and styling. You get all three in the official Yamaha helmet line. In a wide variety of colors to match any motorcycle. Available in full-coverage or standard models. SHCA certified, Z90.1 approved, and all full-coverage models are also SNELL approved (the best approvals a helmet can get). The styling speaks for itself. With wind-swept graphics patterned after those worn by Yamaha Racers. All full-coverage helmets come standard with a flip-up face shield and tear-off mud lens. Yamaha helmets . . . for better looking protection.

Duckbill Visors

Duckbills add a new dimension to style in motorcycle safety wear. Easily attached to any helmet, snaps are provided with sliding positions. Injection molded high-impact plastic duckbills are shatterproof. Available in white or black.

Flat Visor

This sturdy snap-on helmet visor offers eye protection from sun and glare. Available in Solid Black, White, and See-Thru Smoke.

Replacement Full-Coverage Shields

Designed for Yamaha Full-Coverage Helmets, these shields feature Dual Snaps that allow visor adaptation. Special snaps are also provided to allow "tear away" lenses to be attached. Yamaha Full-Coverage Shields are available in two colors this year — Clear and Smoke.

Bubble Shields

Yamaha Bubble Shields fit all standard model helmets. They're constructed of injection molded polycarbonate material, and have built-in opaque painted visors. They're VESC-8 Approved (the best approval any visor can get). Available in Smoke, Clear, Blue, Amber, and Yellow.

Goggles

The best in eye protection. Designed for automatic Venturi ventilation, Yamaha goggles offer optically polished lenses for optimum visibility. Meet or exceed VESC-8 regulations. Available in the following models:

Single lens. Will fit securely over glasses.

Double lens design. Works like a storm window to prevent fogging. Polycarbonate outer lens. Extra outer lens is provided to fit over glasses.

Racing version with single lens design. Has two tear-off lenses mounted to its frame.

Racing version of double lens. Has two tear-off lenses mounted to frame.

Extra racing tear-off lenses. Easily replaced. Come in package of six individually wrapped.


Extra goggle lens. Clear.

Extra goggle lens. Polarized. Bronze color.


All frames available in black or white.



Full-Cover Replacement Shields



Duck Bill Visors




Bubble Shields



Flat Visors



Goggles




Goggles



YAMAHA HELMETS, GOGGLES,
VISORS & SHIELDS



www.legends-yamaha-enduros.com



MOTORCYCLE TRANSPORT AND CARRY-ALONG GEAR

Retractable Tie-Down Hooks

The most handsome and modern motorcycle tie-down hooks on the market. Fit practically any surface. Spring loaded hook fits flush to the surface of your vehicle to avoid high standing obstacles such as eye bolts. All screws are supplied for easy mounting. Especially designed for trailers, vans, campers and pick-ups. Double nickel chromed top is corrosion resistant. Set of two.

Yamaha Tie-Down Straps

The finest tie-downs for securing almost anything, including your motorcycle. Features 2" wide double-stitched extended length belts, made of polypropylene webbing with 3,000 pound tensile strength. The two $\frac{3}{8}$ " steel hooks are large enough to let you attach them to almost any part of your machine, and hold it securely. One hook is nylon coated to prevent slipping and scratching. The large handle aids in positive cinch tie-downs and releases quickly, even when wet.

Utility Bag

Large 8½" diameter Utility Bag has sufficient room to store extra clothes, goggles, tools, fishing tackle or any item that you want to take along. This Utility Bag is 14 inches in length with a full length 12 inch zipper. Upholstery grade nylon construction throughout with double stitched seams and extra leather backing at all stress points for added strength. Attaching to luggage carriers or handlebars is easy — two 1" x 53" polypropylene webbing straps with self-locking "rings" have been sewn in.

Stretch Cords


Yamaha Stretch Cords are the strongest cords an outdoor enthusiast can buy. These 10mm heavy-duty multi-stranded neoprene rubber cords are covered with solid black double-braided thread, and guaranteed colorfast. The all-steel hooks are plastic coated. Cords are available in the following styles: 2 hook 18", 2 hook 24", 4 hook 12".

Yamaha Survival Kit

Only 3½" x 5" x 4". Small in size, it's a life saver in emergencies. Contains: flashlight, signal mirror, Sterno canned heat, metal match, knife, cable saw, soup cubes and space food sticks, aluminum cup, NRC emergency blanket, coffee, sugar and salt, aspirin, nylon cord, tape and fish hook and line. The zippered, vinyl case is waterproof. Complete with handy Instruction Booklet.

Loading Ramp

This sturdy 6' long, 8" wide loading ramp will greatly simplify the process of getting your bike out and down and ready to ride. Safe and convenient to store, it's a must for dirt and competition riders. Formed from one single piece of high-grade aluminum with self-cleaning center ramp and stress load of 500 lbs.





Tie-Down Straps







Survival Kit



Retractable Tie-Down Hooks



Utility Bag (mounted)



Utility Bag



Stretch Cords



Loading Ramp

www.legends.yamaha-enduros.com

TIRES, BATTERIES AND SERVICE ACCESSORIES

Batteries

Manufactured by the largest companies in Japan. Names like Yuasa, Furukawa and Nipon Denchi make our batteries to fit your machine. Each battery is built into a strong plastic case to insure long and dependable service. Yamaha has the battery for that hard to find "older" model too.

Thread Repair Kit

Repairs stripped spark-plug receptacles. Kit includes tap for re-threading stripped receptacles. For receptacles that can no longer take a thread, kit includes a box of 20 liners. Use tap to cut new threads in spark plug receptacle, and insert a liner into threaded receptacle. Extra thread inserts available in two sizes: 14mm x 1/2" and 14mm x 3/4". Great for the "do-it-yourselfer."

Impact Driver Set

A welcome tool specialty for mechanics and do-it-yourselfers. Especially for motorcycle work. Contains 4 bits (two Phillips head, two conventional head). The 3/8" drive unit is heavy polished steel. Reversible feature makes removing or installing screws a snap! With complete instructions.

Goodyear Tires

Choose from 16 different sizes and styles to suit your kind of riding — MX, Street, Racing, Touring, or general riding. A new "computer" tread design sets apart Goodyear Eagle Tires — the current winner of the Baja 1,000. Also — the new Raised-White-Letters design is now available on some models.

Full Tire Selection

Tires are manufactured for Yamaha by some of the world's largest tire and rubber companies. Names like Yokohama, Nitto Dunlop, Inoue and others supply the perfect size to fit Yamaha motorcycles and other brands.

21" Wheel Assembly


This complete 21" front wheel assembly makes conversion from smaller wheels easy. Improve the handling of Enduros with smaller front wheels. Complete wheel assembly has complete hub and is ready to mount. Available for DT, RT, AT and CT models. Complete with tire and tube and fully laced.

Tube and Rim Bands

Insist on the right Tube and Rim Band each time you change your tire. Your Yamaha dealer has just the right size to keep you rolling along with confidence.

Spark Plugs

The same spark plugs that give superior performance and are standard on Yamaha motorcycles are available for replacement purposes. Choose from NGK or Champion brand plugs for miles of trouble-free riding enjoyment.



Batteries

Goodyear "Eagle" Tires



www.legends-yamaha-enduros.com

D.I.D. Alloy Rims


These super strong, lightweight rims keep un-sprung weight to an absolute minimum. They've been Yamaha Moto-cross Team approved and researched. They're the same precision rims standard on Yamaha YZ Racing machines. Highly polished and manufactured from the finest aluminum alloy. Pre-drilled for easy "lacing". Completely compatible with Yamaha hubs. Deep knurling prevents tire slippage. No rim-side lip to catch and hold dirt. It's the "trick" things that give you that competitive edge.




Chrome D.I.D. Rims




Thread Repair Kit




Impact Driver



TIRES, BATTERIES &
SERVICE ACCESSORIES



Tubes & Rim
Bands




Full Tire Selection



Spark Plugs

21" Wheel Assembly



YAMAHA OIL, LUBE AND PAINT

Service & Repair Kit

By Loctite®. Contains Klean 'n Prime, Stud 'n Bearing Mount, Lock 'n Seal and Fit All. Packed in a handy plastic pouch for easy carrying. All the necessary items for the do-it-yourselfer. Fits neatly and easily into a coat pocket, Yamaha Utility Bag or Locking Back Rest.

Silastic Sealant

A space-age product developed by the Dow Corning Corporation. Silastic is more than just a sealant. It allows you to make exact fitting gaskets just by squeezing a tube. A hand-squeezed bead of sealant, on any surface where a gasket is needed, fills all voids and irregularities and conforms precisely to the shape of the mating surface. Parts can be reassembled immediately. Impervious to hot oil, water and fuels.

Tire Mounting Lubricant

Tube damage is almost a thing of the past. Just spray on tire beads and mount easily onto the rim. Tire Mounting Lubricant helps keep rubber soft and helps prevent deterioration.

Chain and Cable Lubricant

The finest lube for chains and cables. Its penetrating action keeps on working even during extreme pressures. Dirt won't get by and water is completely resisted. Helping to prevent rust and corrosion is only one of the many benefits of using Yamaha Chain and Cable Lube regularly. Great when used with the new Yamaha Power Cable Injector.

Instant Spare Tire

It's a spare tire in a can. You can fix a flat quickly and easily by spraying the contents of this 6-ounce aerosol can into the tire. It seals and inflates the tire in one simple operation. Handy inflation attachment screws onto valve stem for complete operation.

Spark Plug and Electrical Contact Cleaner

Help keep your motorcycle in top running condition. Used regularly on points and plugs, prevents carbon build-up and dirty points. Spray it on, it cleans then evaporates.

Yamalube 2-cycle Oil

Specially formulated ashless detergent motor oil with rust inhibitor. Gives your Yamaha 2-stroke motorcycle peak power and performance, longer engine life, and lasting dependability. Makes engine starting easy in any weather. Protects engine against corrosion when it's running or when it's not. Particularly suitable for the Yamaha Autolube system. It's the only oil you should use in your Yamaha 2-stroke.

Yamalube 4-cycle Oil

New, Yamalube 4-cycle oil is highly fortified with detergent-dispersant, rust inhibitors, anti-sludge and varnish anti-wear additives. An SAE 20W-40 weight multi-viscous oil for use in any 4-cycle engine or transmission. Excellent

for other uses, in automobiles, trucks, buses, tractors and diesel-powered engines. Its ashless formula minimizes wear, ring sticking, piston burning, combustion chamber deposits and spark plug fouling.

Yamaha Power Cable Injector

This new injector is a real lubrication breakthrough that revolutionizes cable lubing. Completely cleans and lubes cables in one easy step. Clean, quick and efficient, fits all motorcycle cables. Ask your Yamaha dealer for a demonstration — you have to see it in action to believe it.

Armor All

Armor All is a product with one thousand and one uses to preserve just about everything on everything. Effectively prevents cracking, checking and hardening and greatly extends the life of tire side walls, leather and vinyl upholstery or apparel, ignition wiring and many other items.

Paint

Match or change the color of your machine. Yamaha factory paint assures you the same quality paint job you received with your machine. Highest quality paint is available from your dealer. Our paint chart assures exact match.

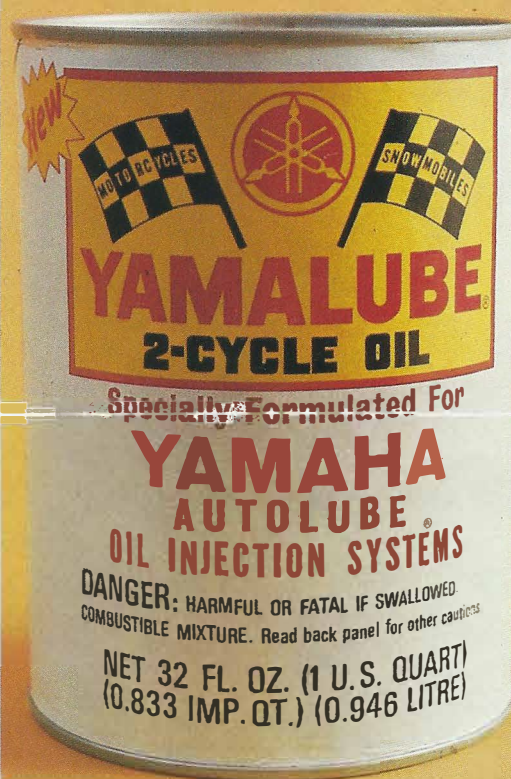


Loctite Products


Silastic Sealant




Yamalube-2



Yamalube-4







Tire-Mounting Lube



Instant Spare Tire




Power Cable Injector



Chain & Cable Lube



Spark Plug & Electrical Contact Cleaner



Armor All

Yamaha Factory Paints



YAMAHA RACING AND HIGH-PERFORMANCE ACCESSORIES

Sprockets

C.T. alloy sprockets are probably the best known name in the industry. Black anodizing for long lasting appearance and light weight. Many tooth sizes from 36 to 52 are available.

XS Racing Components

Everything you need to make you a winner. The combined knowledge of the best and most experienced minds in the racing fraternity (Champion Racing Frames and Shell Racing Specialties), not to mention the research by the winning Yamaha Racing Team offering frames, fairings, pistons, cylinder sleeves, valve springs, gaskets, pipes, cam shafts, connecting rods, and more. You can be a winner too!

Racing Parts Catalog

Your Yamaha dealer has a Racing Parts Catalog that lists every Yamaha Racing product. All parts have been thoroughly researched for utility, performance, durability and manufacturing characteristics. Sections include Frames and Tanks, XS Engine Components and Wheel and Brake Assembly.

Racing Tips Catalog

The Yamaha Racing Tips Catalog is the first book of its kind anywhere. You can buy this catalog and learn about the modifications the experts have been doing for years and why they have been winning. This catalog is bound in a handy 3-ring binder and all information is contained in over 60 pages. Drawings and directions are very descriptive throughout. The Racing Tips Catalog has been designed to provide information to the racer who is interested in obtaining higher performance from his production Yamaha machine.

Wheels & Hubs

Completely "laced" wheel assemblies feature Akront Rims and billet construction. 19" front and rear assemblies are manufactured to keep weight to a minimum. Hubs, front and rear, are solid alloy billet. Delivered with bearings and can be installed easily. Each rear spool hub comes complete with a special knock-off adaptor and knock-off nut.

Expansion Chamber


For DT & RT, DTMX and RTMX machines. Manufactured by Champion to adapt to Champion frames. Muffler and removable stinger included. Easy bolt-on installation.

Racing Frames

By Champion. Racing Frame Kits are available for XS, TD, R5, RT-DT and MX Yamaha machines. Frame kits include swing arm, mounts, brake lever assemblies, rods, rear axles, bearings, foot pegs and complete assembly instructions.

MX Chrome Cylinders

Designed by Yamaha engineers, this high performance accessory is available for MX 250 and MX 360 machines. Feature same port-timing as stock MX, lighter in weight than stock cylinder, one piece casting, uses stock piston, tight tolerances for superior heat dissipation and resistance to dirt abrasion.



Sprockets



XS Racing Components

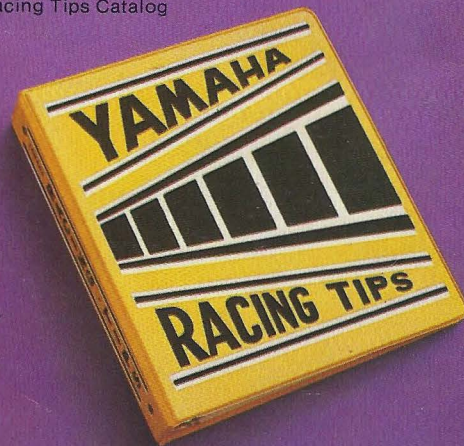
DT, RT, TD & XS Seat Assembly


Specially designed, perfect match to our racing tanks and adapts to our racing frames. Made from strong fiberglass, each seat unit comes standard with all necessary bolts and instructions, in Yamaha Yellow.

DT, RT, TD & XS Competition Tanks

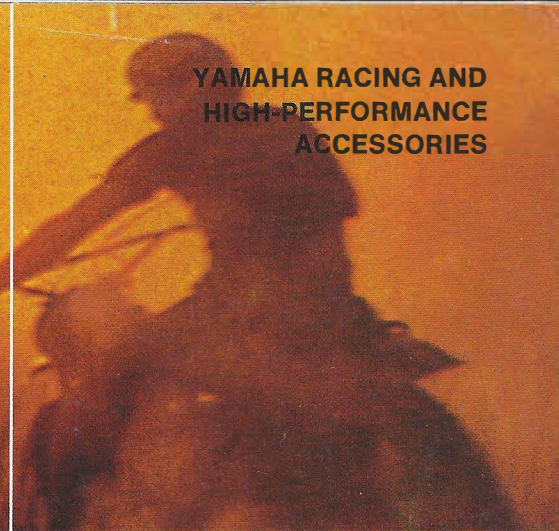
Add that finishing touch to your racing unit. Yamaha Competition Tanks complement the competition seat assembly. Installation instructions are included. Tank capacities: DT, RT and TD Tank — 1.5 gallons, XS Tank — 2.25 gallons.

Racing Tips Catalog





Racing Parts Catalog




**YAMAHA RACING AND
HIGH-PERFORMANCE
ACCESSORIES**



Wheels




& Hubs




DT, RT, TD & XS Seat Assemblies




Expansion Chambers




Chrome Cylinders



DT, RT, TD & XS Competition Tanks



Racing Frames



**Keep it in the family,
insist on
genuine Yamaha
accessories,
specialties
and parts!**

Litho in USA Lit.-11190-05-74

Specifications subject to change without notice.



www.legends-yamaha-enduros.com