

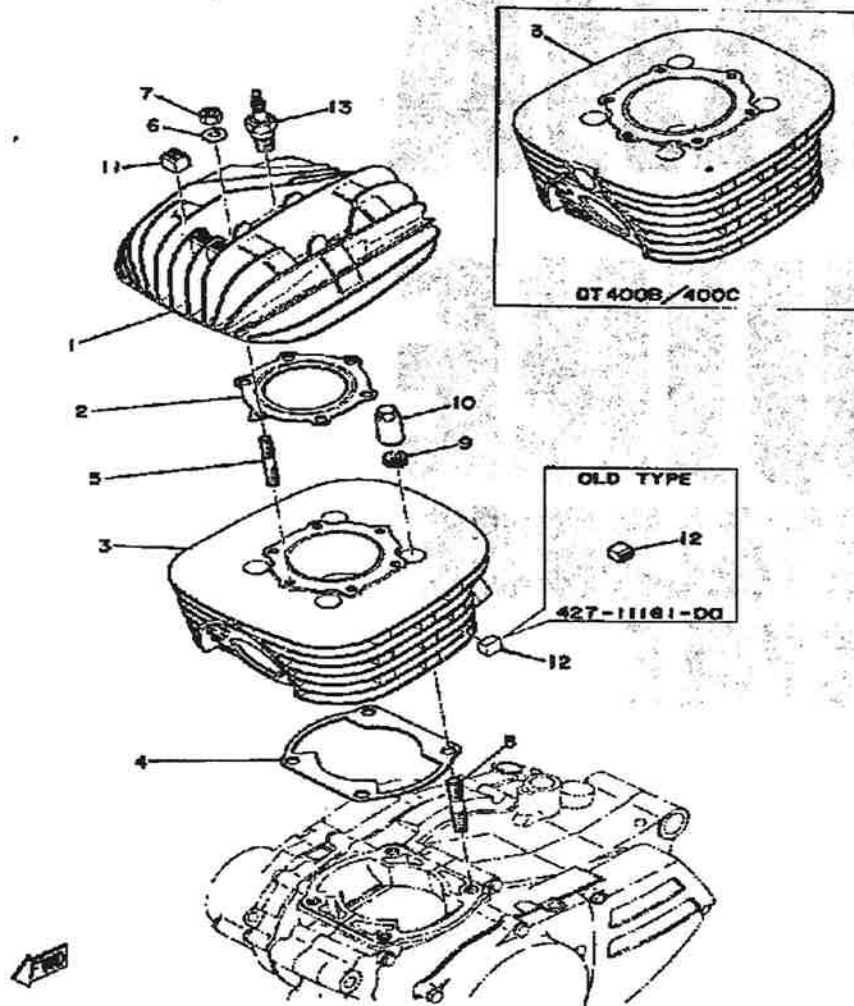
YAMAHA

GENUINE

PARTS CATALOGUE

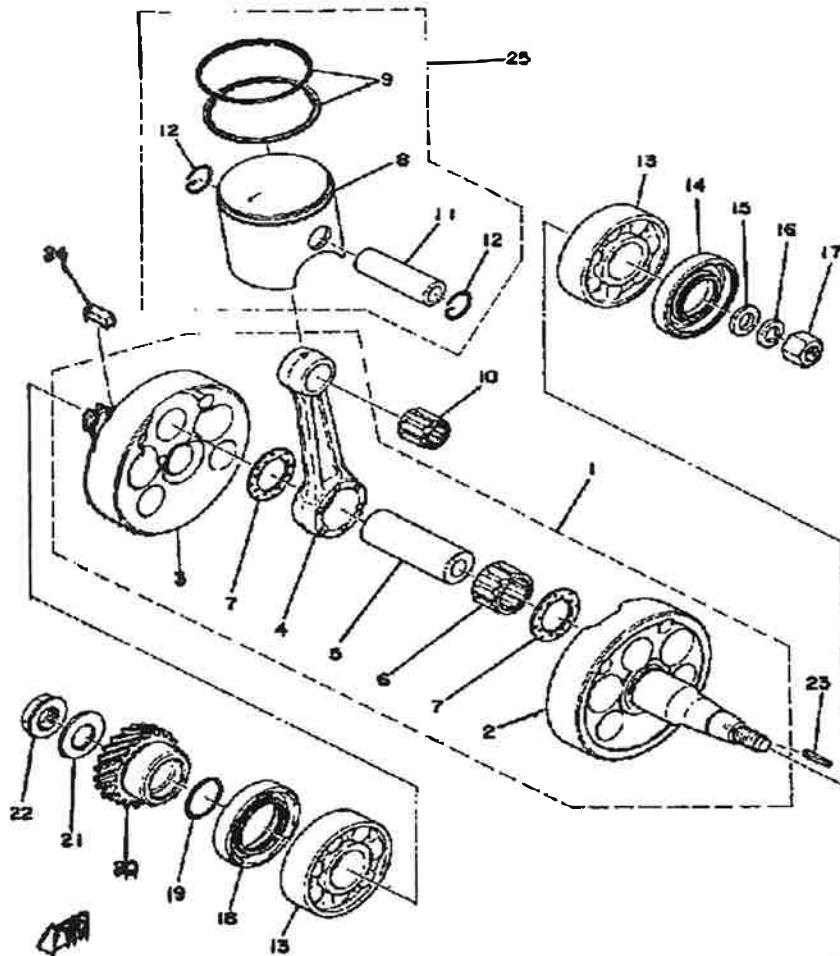
MOTORCYCLE

CYLINDER HEAD - CYLINDER 250B - C-4



Ref. No.	Part Number	Description	Qty	Remarks
1	(498-11111-01-00)	HEAD, CYLINDER 1	1	
	(500-11111-00-00)	HEAD, CYLINDER 1	1	
2	434-11181-00-00	GASKET, CYLINDER HEAD 1	1	
	500-11181-00-00	GASKET, CYLINDER HEAD 1	1	
3	(498-11311-00-00)	CYLINDER 1	1	
	500-11311-00-00	CYLINDER 1	1	
4	364-11351-00-00	GASKET, CYLINDER	1	
	500-11351-00-00	GASKET, CYLINDER	1	
5	90116-08104-00	BOLT, STUD	6	
6	90201-08100-00	WASHER, PLATE	6	
7	95333-08600-00	NUT	6	
8	90116-10087-00	BOLT, STUD	4	
9	90201-11155-00	WASHER, PLATE (363-11175-00)	4	
10	90179-10201-00	NUT	4	
11	363-11161-00-00	ABSORBER 1 (363-11161-00)	3	
12	(427-11161-00-00)	ABSORBER 1	20	
	(427-11161-00-00)	ABSORBER 1	24	
	363-11161-00-00	ABSORBER 1 (363-11161-00)	20	
	363-11161-00-00	ABSORBER 1 (363-11161-00)	24	
13	NGK-B8ES0-00-00	PLUG, SPARK (NGK B8ES)	1	
	NGK-B9ES0-00-00	NGK B9ES 10PK	1	

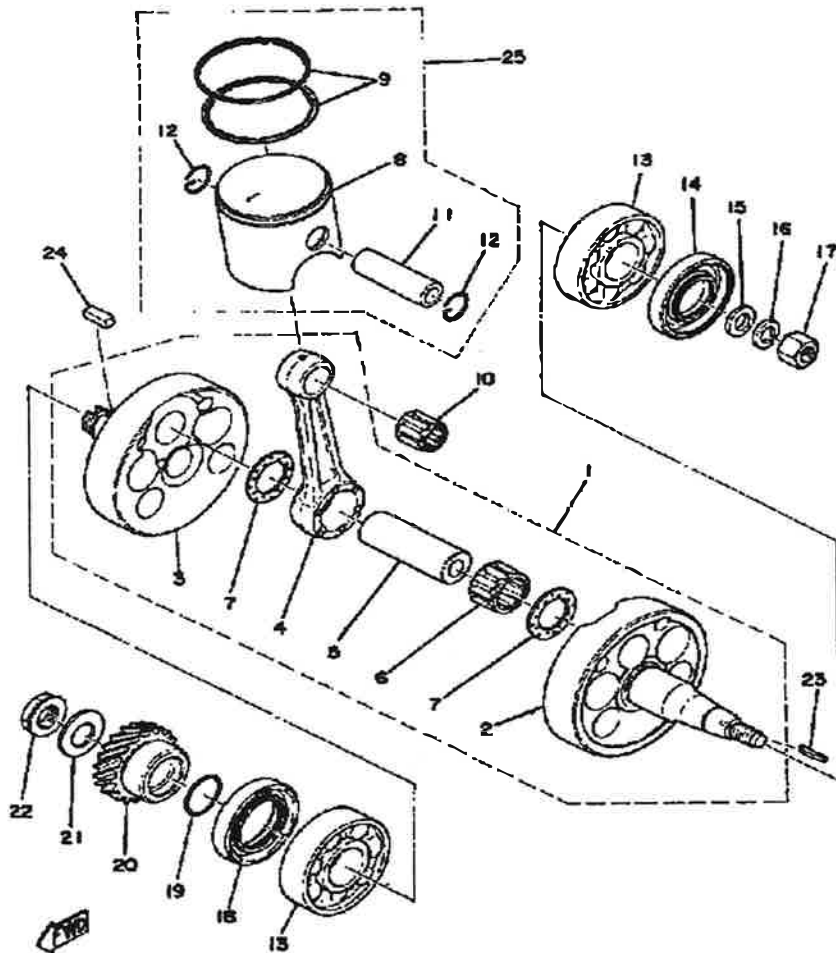
CRANK - PISTON 250B - C - 400B - C



Ref. No.	Part Number	Description	Qty	Remarks
1	(498-11400-00-00)	CRANKSHAFT ASSEMBLY	1	
	(500-11400-01-00)	CRANKSHAFT ASSEMBLY	1	
2	(498-11412-00-00)	CRANK 1	1	
	(500-11412-01-00)	CRANK 1	1	
3	(498-11422-00-00)	CRANK 2	1	
	(500-11422-00-00)	CRANK 2	1	
4	498-11651-00-00	. ROD, CONNECTING	1	
5	2X4-11681-00-00	. PIN, CRANK 1	1	
6	93310-425N4-00	. BEARING, CYLINDER.# 0	1	
7	90209-25085-00	. WASHER	2	
8	438-11631-01-96	PISTON STD (.96MM STD) (311-11631-00-96)	1	
	438-11635-01-00	PISTON 1 O/S 0.25 (0.25MM 1ST O.S) (438-11635-02)	1	ALT. PART
	438-11636-01-00	PISTON 2 O/S 0.50 (0.50MM 2ND O.S) (438-11636-02)	1	ALT. PART
	438-11637-01-00	PISTON 3 O/S 0.5	1	ALT. PART
	438-11638-01-00	PISTON 4 O/S 1.0	1	ALT. PART
	500-11631-02-96	PISTON STD	1	
	500-11635-02-00	PISTON 1 O/S 0.5	1	ALT. PART
	500-11636-02-00	PISTON 2 O/S 0.0	1	ALT. PART
	500-11637-02-00	PISTON 3 O/S 0.5	1	ALT. PART
	500-11638-02-00	PISTON 4 O/S 1.0	1	ALT. PART
9	438-11610-00-00	PISTON RINGSET STD	1	
	438-11610-10-00	PISTON RINGSET 1ST	1	ALT. PART
	438-11610-20-00	PISTON RINGSET 2ND	1	ALT. PART
	438-11610-30-00	PISTON RINGSET 3RD	1	ALT. PART
	438-11610-40-00	PISTON RINGSET 4TH	1	ALT. PART

CONTINUED ON NEXT FRAME ►

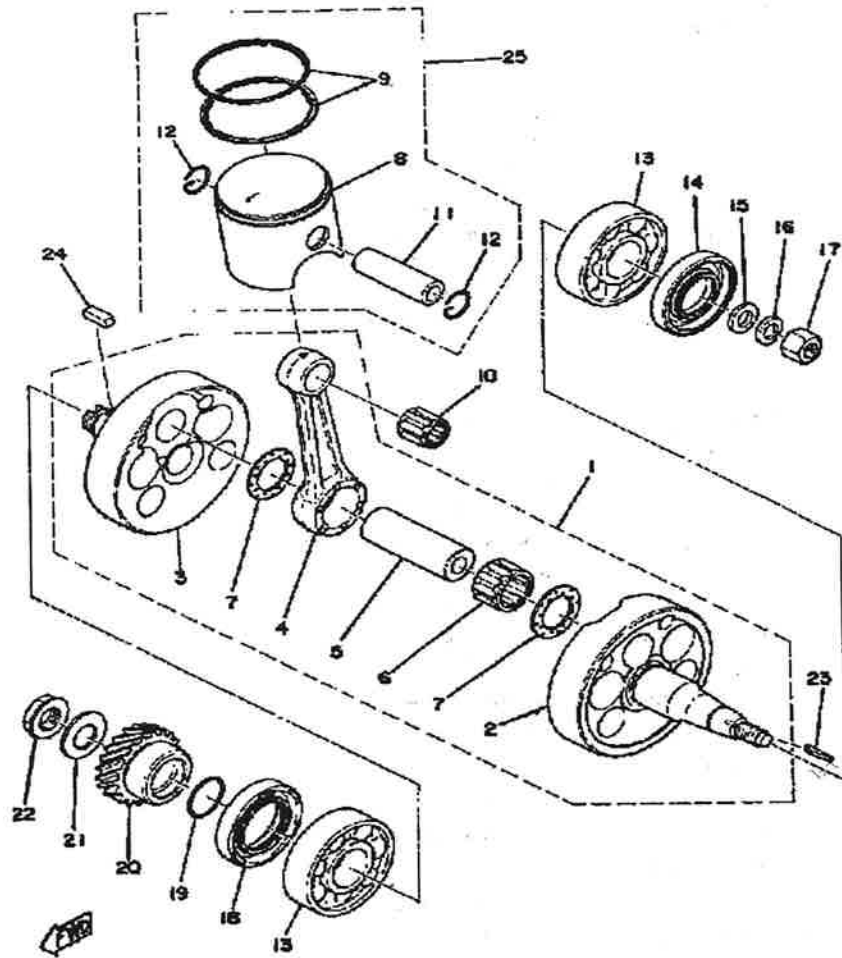
CRANK - PISTON 250B - C - 400B - C



Ref. No.	Part Number	Description	Qty	Remarks
9	500-11610-00-00	PISTON RINGSET STD	1	
	500-11610-10-00	PISTON RINGSET 1ST	1	ALT. PART
	500-11610-20-00	PISTON RINGSET 2ND	1	ALT. PART
	500-11610-30-00	PISTON RINGSET 3RD	1	ALT. PART
	500-11610-40-00	PISTON RINGSET 4TH	1	ALT. PART
10	93310-218A6-00	BEARING	1	
11	214-11633-00-00	PIN, PISTON	1	
	275-11633-00-00	PIN, PISTON (1W4-11633-00)	1	
12	93450-20026-00	CIRCLIP	2	
13	93306-20622-00	BEARING	2	
	93306-30615-00	BEARING (B6306)	2	
14	93103-30150-00	OIL SEAL (38W)	1	
15	90201-12535-00	WASHER, PLATE	1	
16	92901-12100-00	WASHER, SPRING	1	
17	90170-12181-00	NUT	1	
	90170-12347-00	NUT, HEXAGON	1	
18	93103-40091-00	OIL SEAL, SW-TYPE	1	
19	93210-29282-00	O-RING	1	
20	(498-16111-00-00)	GEAR, PRI DRIVE	1	
	(500-16111-00-00)	GEAR, PRI DRIVE	1	
21	214-16119-00-00	SPRING, BELLEVILLE	1	
22	90179-18172-00	NUT	1	
23	90280-16053-00	KEY, WOODRUFF	1	
24	90282-07019-00	KEY, STRAIGHT	1	
25	(1M2-11630-00-00)	PISTON KIT STD	1	REF NO 8.9.11.12
	(1M2-11630-10-00)	PISTON KIT 1ST	1	REF NO 8.9.11.12
	(1M2-11630-20-00)	PISTON KIT 2ND	1	REF NO 8.9.11.12
	(1M2-11630-30-00)	PISTON KIT 3RD	1	REF NO 8.9.11.12
	(1M2-11630-40-00)	PISTON KIT 4TH	1	REF NO 8.9.11.12

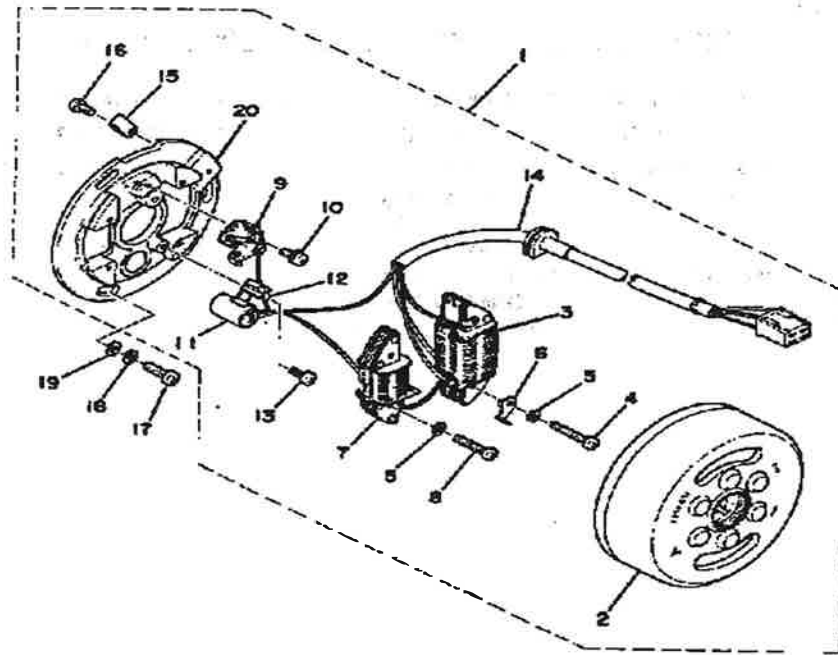
CONTINUED ON NEXT FRAME ►

CRANK - PISTON 250B - C - 400B - C



Ref. No.	Part Number	Description	Qty	Remarks
25	(438-11630-00-00)	PISTON KIT STD	1	REF NO 8.9.11.12
	(438-11630-30-00)	PISTON KIT 3RD	1	REF NO 8.9.11.12
	(438-11630-40-00)	PISTON KIT 4TH	1	REF NO 8.9.11.12
	438-11635-01-00	PISTON 1 O/S 0.25 (0.25MM 1ST O.S)	1	REF NO 8.9.11.12
	438-11636-01-00	PISTON 2 O/S 0.50 (0.50MM 2ND O.S)	1	REF NO 8.9.11.12

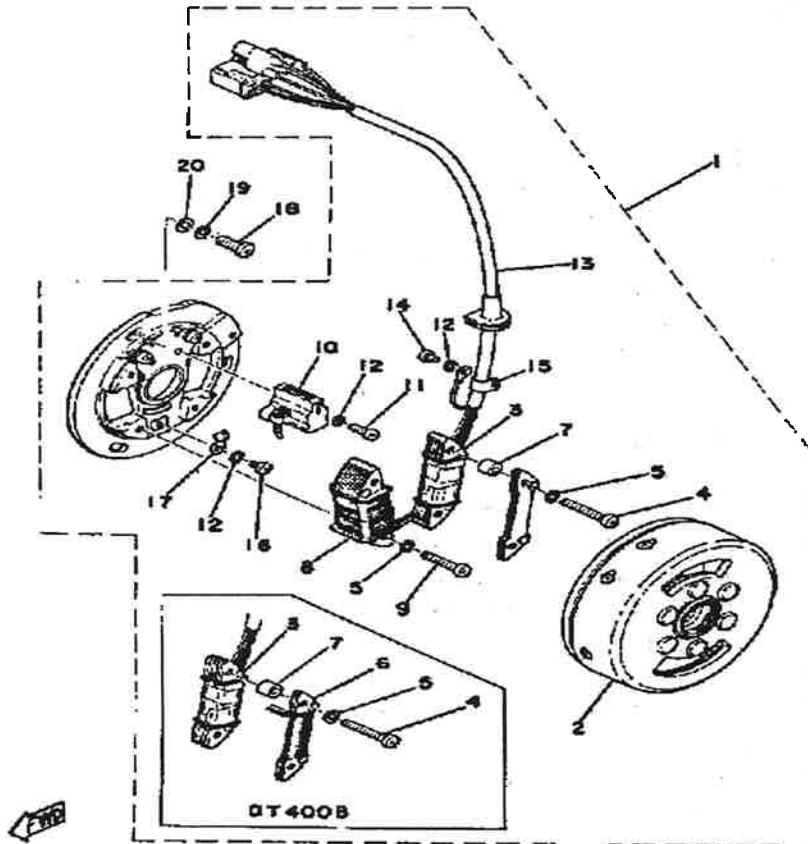
FLYWHEEL MAGNETO 250B - C



ELECTRICAL - Charging System (mfr.) (type)	
No Load Voltage Adj. (AC & DC generators)	Mitsubishi / Flywheel Magneto
Max. Generator (Magneto) Output	φ
Field Coil (and/or) Charging Coil Resistance	N/A
Battery (mfr.) (model) (charging rate)	Yellow-0.25A2 / Green-2.10A2 / Green-Red-0.35A2
Headlight/Tailight Ratings	G.S. or F.B. / BN4R-7A.3 / 0.4A x 10 hours
Ign. Coil Min. Spark Gap/Pl. Res./Sec. Res.	6V/30W/30W / 6V5.3W
Source Coil Res./Ign. Coil Res.	8mm / 4.5Ω / 0.0<52
Condenser Capacity	1.65Ω / φ
Point Gap/Spark Plug (type/genl)	0.3 ~ 0.4mm / 0.12 ~ 0.15" / NGK B 8ES / 0.5 ~ 0.6mm
Timing (advanced/retarded)	3.7 ± 0.15mm B.T.D.C.

Ref. No.	Part Number	Description	Qty	Remarks
1	(438-81300-21-00)	FLYWHL MAGNETO ASSEMBLY	1	
	(498-81300-21-00)	FLYWHL MAGNETO ASSEMBLY	1	
2	1M1-81350-20-00	ROTOR ASSEMBLY	1	
3	450-81313-20-00	COIL, LIGHTING 1 (438-81313-20)	1	
	498-81313-21-00	COIL, LIGHTING 1	1	
4	98501-05035-00	SCREW, PAN HEAD	2	
5	92990-05100-00	WASHER, SPRING	4	
6	(438-81332-20-00)	PLATE, TIMING	1	
7	438-81312-20-00	COIL, SOURCE	1	
	498-81312-21-00	COIL, SOURCE	1	
8	98503-05025-00	SCREW, PAN HEAD (98501-05025)	2	
9	1M1-81321-20-00	CONTACT BRKR ASSEMBLY (R.H) (806-81322-20)	1	
10	110-81346-21-00	SCREW, PAN HEAD	1	
11	654-81325-20-00	CONDENSER 1	1	
12	116-81331-20-00	LUBRICATOR	1	
13	110-81346-21-00	SCREW, PAN HEAD	1	
14	(438-81315-20-00)	LEAD WIRE ASSEMBLY	1	
	(498-81315-21-00)	LEAD WIRE ASSEMBLY	1	
15	104-81328-20-00	CLAMP	1	
16	97601-04106-00	SCREW, PN/HD.W/WSHR	1	
17	98580-06020-00	SCREW	3	
18	92995-06100-00	WASHER, SPRING	3	
19	92990-06200-00	WASHER	3	
20	(438-81309-20-00)	BASE, MAGNETO	1	M6-026

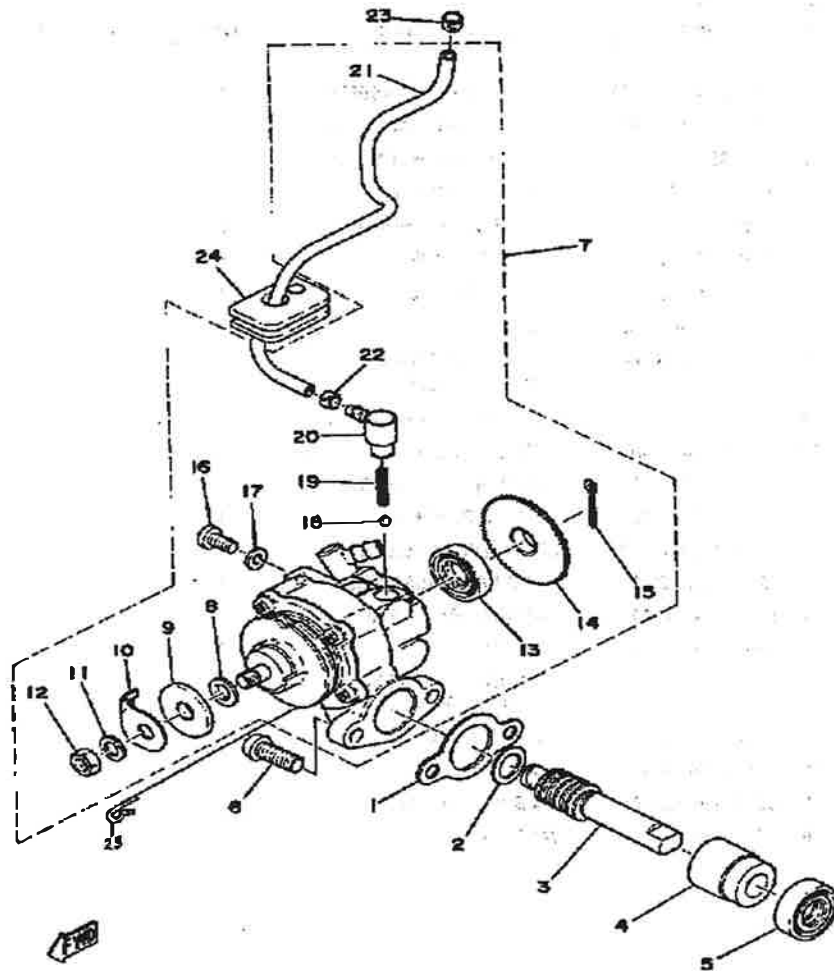
C - D - I - MAGNETO 400B - C



Ref. No.	Part Number	Description	Qty	Remarks
1	(500-85500-20-00)	CDI MAGNETO ASSEMBLY	1	
	(500-85500-22-00)	CDI MAGNETO ASSEMBLY	1	
2	(500-85550-20-00)	ROTOR ASSEMBLY	1	
3	445-85512-20-00	. COIL SOURCE 2	1	
4	98501-05035-00	. SCREW, PAN HEAD	2	
5	92990-05100-00	. WASHER, SPRING	4	
6	(445-85518-20-00)	COIL, LIGHTING 2	1	
7	(445-85519-20-00)	SPACER	2	
8	500-85513-20-00	. COIL, LIGHTING 1 (500-85517-20)	1	
9	98501-05035-00	. SCREW, PAN HEAD	2	
10	445-85580-21-00	. COIL, PULSER	1	
11	98503-04014-00	. SCREW, PAN HEAD	2	
12	92901-04100-00	. WASHER, SPRING	4	
13	(445-85515-20-00)	LEAD WIRE ASSEMBLY	1	
	(500-85515-20-00)	LEAD WIRE ASSEMBLY	1	
14	98580-04008-00	. SCREW, PAN HEAD	1	
15	445-81328-20-00	. CLAMP	1	
16	98511-04006-00	. SCREW, PAN HEAD (98501-04005)	1	
17	(445-85528-20-00)	CLAMP, LEAD	1	
18	98580-06020-00	SCREW	3	
19	92995-06100-00	WASHER, SPRING	3	
20	92990-06200-00	WASHER	3	

ELECTRICAL — Charging System (mfr: type)	Mitsubishi	CDI Magneto Outer Rotor	FOT02373
No Load Voltage Adj. (AC & DC generators)	ϕ		
Max. Generator (Magneto) Output	8.5V 3.2A @ 3,000rpm		
Field Coil (and/or) Charging Coil Resistance	Yellow: 0.23Ω / Green: 1.73Ω / Green Red: 0.54Ω		
Battery (mfr) (model) (rating)	G.S. or F.B.	GN4B-2A-3	6V4AH
Headlight/Tailight Rating	6V35W/35W	6V5.2W/17W	
Ign. Coil (mfr, Spark Gap/Pri. Res./Sec. Res.)	6mm	1.02Ω	6.0KΩ
Condenser Capacity	ϕ		
Point Gap /Spark Plug (type/gap)	ϕ / NGK B-9ES / 0.6 ~ 0.6mm (.019 ~ .023")		
Timing (advanced) (retarded)	2.9 ± 0.15mm BTDC / ϕ		

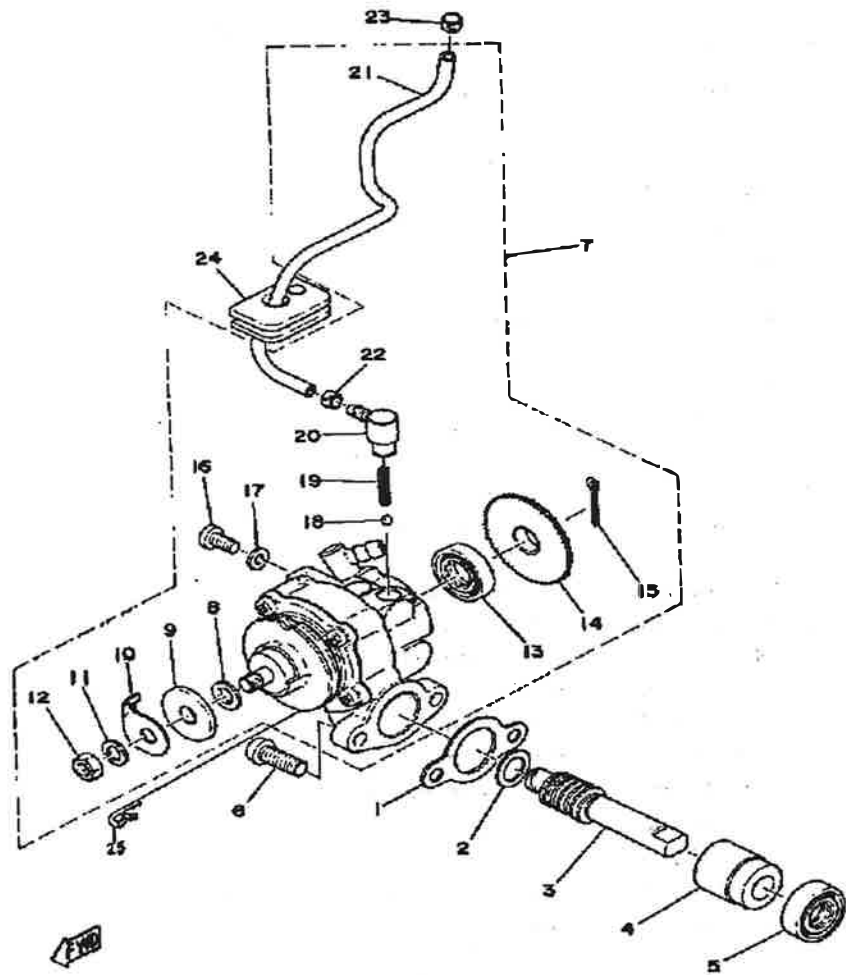
OIL PUMP 250B - C - 400B - C



Ref. No.	Part Number	Description	Qty	Remarks
1	3MT-13116-00-00	GASKET, PUMP CASE (8Y0-13116-00)	1	
2	90201-08624-00	WASHER, PLATE	1	
3	(363-13175-00-00)	SHAFT, WORM	1	
	(364-13175-00-00)	SHAFT, WORM	1	
4	1E7-13176-00-00	METAL, WRM SHAF OTR	1	
5	93101-10090-00	OIL SEAL	1	
6	98580-05016-00	SCREW, PAN HEAD	2	
7	(500-13101-01-00)	OIL PUMP ASSEMBLY	1	
	498-13101-01-00	OIL PUMP ASSEMBLY. (498-13101-00)	1	
8	137-13137-00-03	SHIM (0.3T)	1	U.R.
	137-13137-00-05	SHIM (0.5T)	1	U.R.
	137-13137-00-10	SHIM (1.0T)	1	U.R.
9	137-13138-01-00	PLATE, ADJUSTING	1	
10	(402-13146-00-00)	COVER, AJST PULLEY	1	
11	92990-05100-00	WASHER, SPRING	1	
12	95380-05600-00	NUT	1	
13	93101-10090-00	OIL SEAL	1	
14	(137-13128-00-00)	PLATE, STARTER	1	
15	91401-12018-00	PIN, COTTER	1	
16	98901-04008-00	SCREW, BIND	1	
17	90430-04004-00	GASKET	1	
18	93505-32002-00	BALL	1	
19	90501-02018-00	SPRING, COMPRESSION	1	
20	353-13552-01-00	NOZZLE	1	
21	90445-05217-00	HOSE	1	
22	90468-02033-00	CLIP	1	
23	90468-02033-00	CLIP	1	

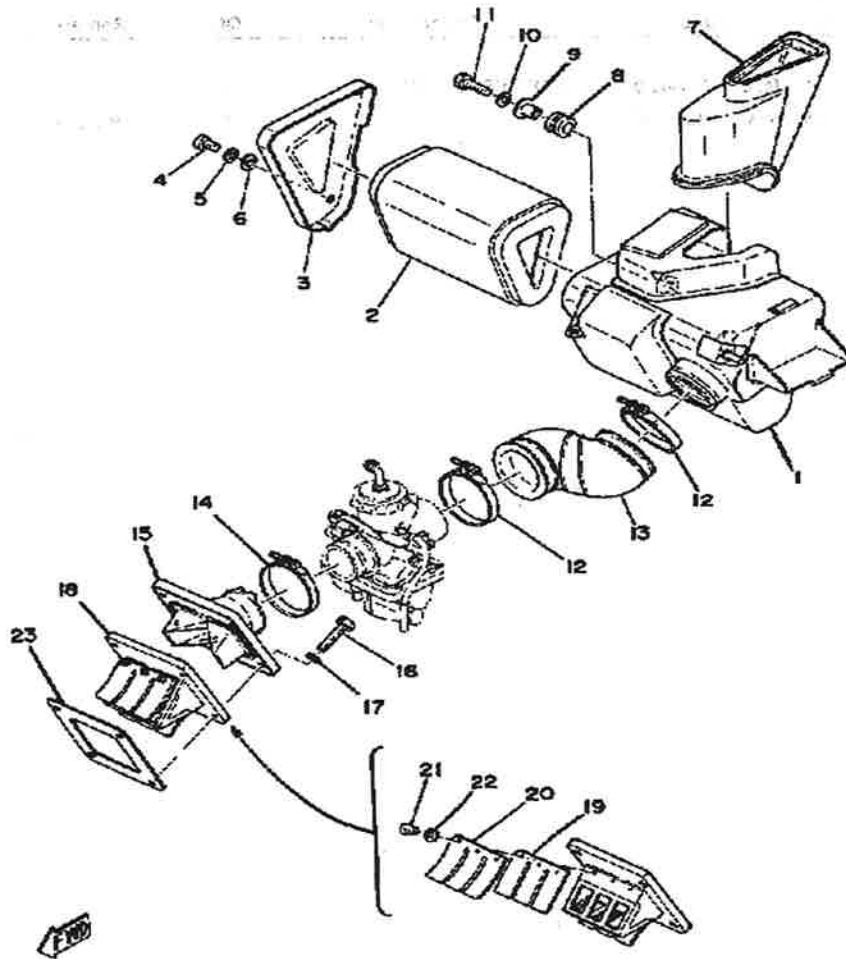
CONTINUED ON NEXT FRAME ►

OIL PUMP 250B - C - 400B - C



Ref. No.	Part Number	Description	Qty	Remarks
24	(498-13174-00-00)	HOLDER, OIL PIPE	1	
25	363-13133-01-00	CLIP	1	M5-073

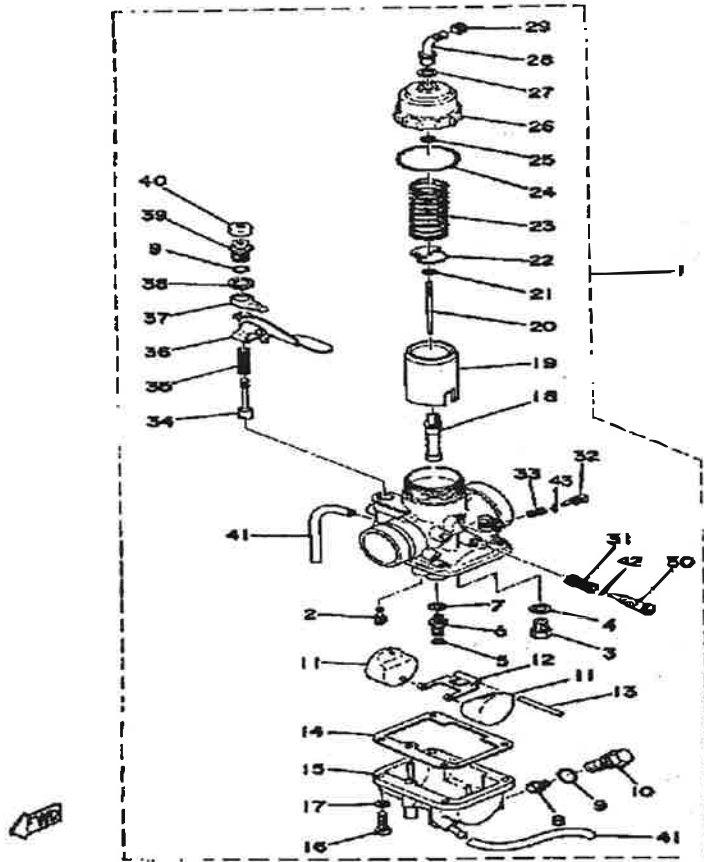
INTAKE 250B - C - 400B - C



Ref. No.	Part Number	Description	Qty	Remarks
1	(438-14411-01-00)	CASE, AIR CLEANER 1	1	
2	438-14451-09-00	ELEMENT, AIR CLNR	1	
3	(438-14412-00-00)	CAP, CLEANER CASE 1	1	
4	98580-06012-00	SCREW, PAN HEAD	3	
5	92995-06100-00	WASHER, SPRING	3	
6	92990-06200-00	WASHER	3	
7	(438-14437-00-00)	DUCT	1	
8	90480-14023-00	GROMMET	1	
9	90387-07391-00	COLLAR	1	
10	92995-06100-00	WASHER, SPRING	1	
11	97011-06025-00	BOLT (97001-06025)	1	
12	90460-54062-00	CLAMP, HOSE (308-14455-00)	2	
13	498-14453-01-00	JOINT, AIR CLNR 1	1	
	500-14453-01-00	JOINT, AIR CLNR 1	1	
14	90460-43053-00	CLAMP, HOSE	1	
	90460-51059-00	CLAMP, HOSE	1	
15	498-13565-02-00	JOINT, CARBURETOR	1	
	500-13565-01-00	JOINT, CARBURETOR	1	
16	97011-06025-00	BOLT (97001-06025)	4	
	97313-06030-00	BOLT, HEXAGON	4	
17	92995-06100-00	WASHER, SPRING	4	
18	(363-13610-00-00)	REED VALVE ASSEMBLY	1	
19	363-13613-00-00	. REED, VALVE	2	
20	363-13616-00-00	. STOPPER, REED VALVE	2	
21	98580-03008-00	. SCREW, PAN HEAD	6	
22	92990-03100-00	WASHER, SPRING (92901-03100)	6	
23	363-13621-00-00	GASKET, VALVE SEAT	1	

CARBURETOR 250B - C

Ref. No.	Part Number	Description	Qty	Remarks
1	(498-14101-62-00)	CARBURETOR ASSEMBLY 1	1	
2	193-14142-50-00	. JET, PILOT (# 50)	1	
3	23L-14107-25-00	. NEEDLE VALVE SET	1	
4	214-14195-00-00	. WASHER, NEEDLE VALVE	2	
5	214-14147-00-00	. O-RING	1	
6	276-14145-00-00	. SETTER, NEEDLE JET	1	
7	137-14153-00-00	. WASHER, MAIN JET	1	
8	137-14143-28-A0	. JET, MAIN (#140)	1	U.R.
	137-14143-30-00	. JET, MAIN #1 0	1	U.R.
	137-14143-30-00	. JET, MAIN #1 0	1	U.R. STD
	137-14143-32-00	. JET, MAIN #1 0	1	U.R.
	137-14143-32-00	. JET, MAIN #1 0	1	U.R. STD
	137-14143-34-00	. JET, MAIN #1 0	1	U.R.
9	93220-09001-00	. O-RING	2	
10	(493-14166-00-00)	BOLT, BANJO	1	
11	280-14185-00-00	. FLOAT	2	
12	280-14187-00-00	. ARM, FLOAT	1	
13	127-14186-00-00	. PIN, FLOAT	1	
14	360-14184-01-00	. GASKET, FLOAT CHMBR	1	
15	(498-14181-00-33)	BODY, FLOAT CHMBR 1	1	YAMAHA BLK
16	98503-04014-00	. SCREW, PAN HEAD	4	
17	92901-04100-00	. WASHER, SPRING	4	
18	278-14141-34-00	. NOZZLE, MAIN	1	
19	498-14112-30-00	. VALVE, THROTTLE 1	1	
20	644-14116-21-00	. NEEDLE	1	
21	164-14137-00-00	. CLIP	1	
22	401-14136-00-00	. SEAT, SPRING 0 0	1	
23	248-14131-00-00	. SPRING, THROTTLE VALVE	1	
24	361-14147-00-00	. O-RING	1	

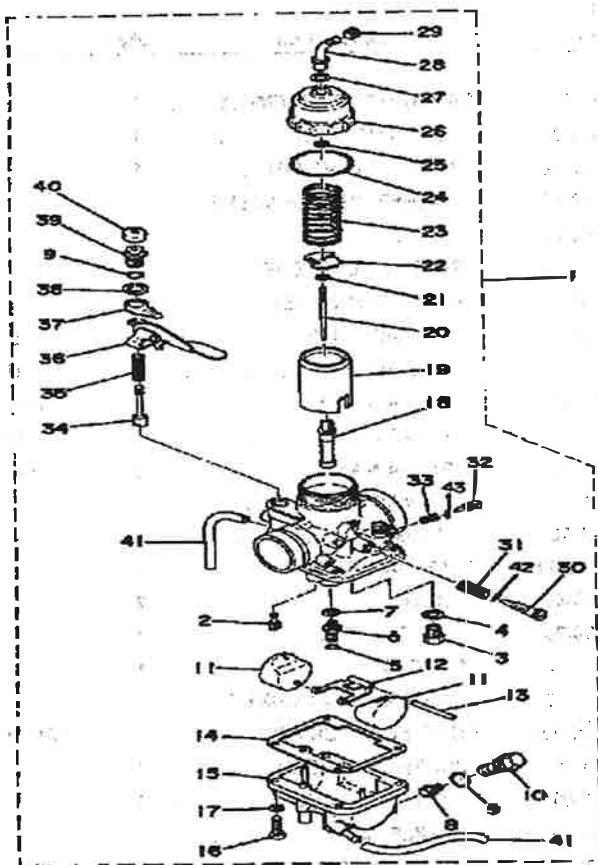


(250B/C)

CARBURETOR (mfr) (type) (I.D. number)	Mikuni	V742SS	49861
Main Jet	250B	No. 180/250C	No. 180
Needle Jet			0-4
Jet Needle/Clip Position			SF21-4
Jet Spray			3.0
Pilot Jet			No. 50
Air Jet	250B	250C	2.5mm I.D.
Starter Jet			No. 60
Air Screw (turns out)			18
Float Level			±2.5 ± 1.0mm

CONTINUED ON NEXT FRAME ►

CARBURETOR 250B - C

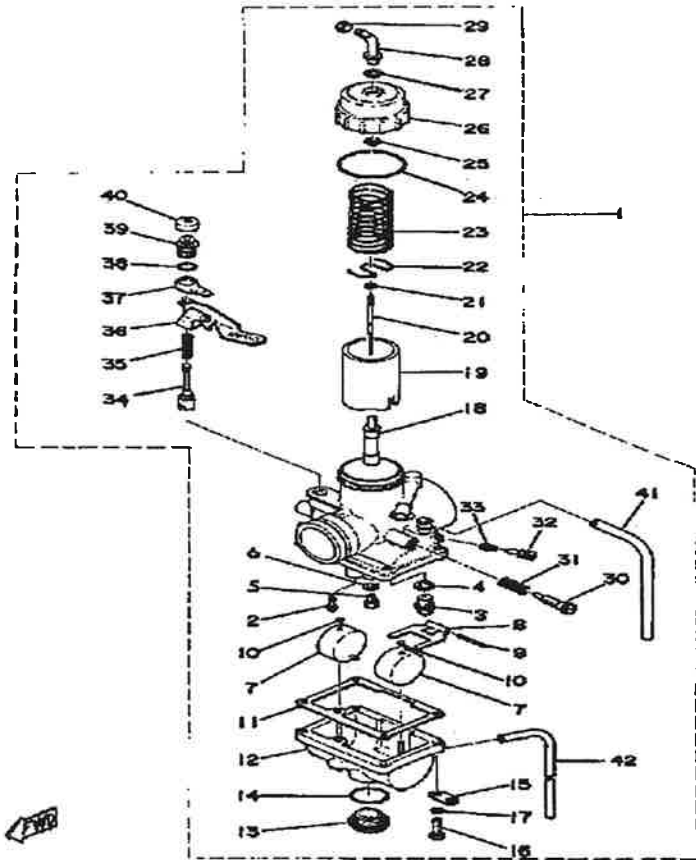


Ref. No.	Part Number	Description	Qty	Remarks
25	363-14137-00-00	. CLIP	1	
26	498-14158-00-33	. TOP, MIXING CHAMBER (498-14158-00)	1	YAMAHA BLK
27	363-14198-00-00	. GASKET	1	
28	363-14155-00-00	. GUIDE, CABLE	1	
29	127-14161-00-00	. NUT, CABLE ADJUSTING ...	1	
30	23X-14103-00-00	. THROTTLE SCREW SET	1	
	493-14122-00-00	. SCREW, THROTTLE (443-14122-00)	1	
31	137-14133-00-00	. SPRING, THRTL STOP	1	
	493-14133-00-00	. SPRING, THRTL STOP	1	
32	10W-14104-00-00	. AIR SCREW SET	1	
	23X-14104-00-00	. AIR SCREW SET	1	
33	127-14134-00-00	. SPRING, AIR ADJUSTING ...	1	
34	278-14171-00-00	. PLUNGER, STARTER	1	
35	256-14135-00-00	. SPRING, PLUNGER	1	
36	360-14175-00-00	. LEVER, STARTER 1	1	
37	(170-14178-00-00)	PLATE, STARTER LVR	1	
38	(132-14179-00-00)	WASHER, STARTER LVR	1	
39	(278-14174-00-00)	CAP, PLUNGER	1	
40	802-14173-00-00	. COVER, PLUNGER CAP	1	
41	439-14197-00-00	. PIPE, AIRVENT	2	
42	214-14147-00-00	. O-RING	1	
43	354-14147-00-00	. O-RING	1	

(250B/C)

CARBURETOR (mfr) (type) (I.D. number)	Mikuni	VM28SS	4881
Main Jet	250B	No. 180/280C	No. 180
Needle Jet		0.4	
Jet Needle/Clip Position		5F21-6	
Cut Away		3.0	
Pilot Jet	250B	No. 50	
Air Jet	250B	250C	2.5mm I.D.
Starter Jet		No. 80	
Air Screw (turns out)		1%	
Floater Level		67.5 ± 1.0mm	

CARBURETOR 400B - C



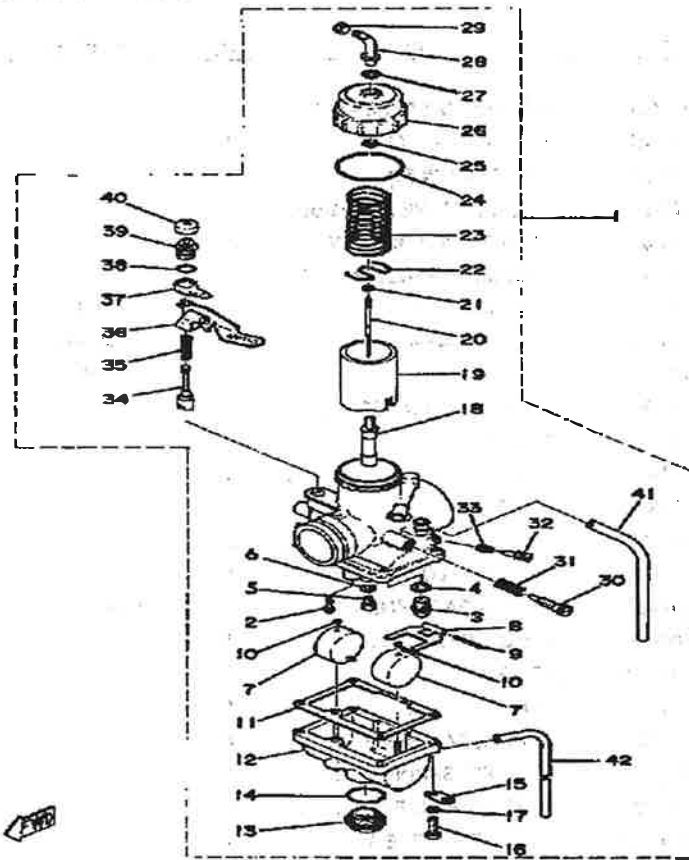
(400B/C)

CARBURETOR (mfr) (type) (I.D. number)	Mikuni	VM22SS	50061
Main Jet	400B No. 180 / 400 C No. 170		
Needle J/Ft	O-8		
Jet Needle/Clip Position	6P3-4		
Cut Away	3.0		
Pilot Jet	No. 40		
Air Jet	2.5mm		
Starter Jet	400B No. 80 / 400 C No. 100 (I.D. No. 50081) / No. 70 (I.D. No. 50082)		
Air Screw (turns out)	1 1/4		
Float Level	33.0 ± 1.0mm		

Ref. No.	Part Number	Description	Qty	Remarks
1	(500-14101-63-00)	CARBURETOR ASSEMBLY 1	1	
2	193-14142-40-A1	. JET, PILOT (# 40)	1	
	193-14142-50-00	. JET, PILOT (# 50)	1	
3	500-14190-25-00	. NEEDLE VALVE ASSEMBLY	1	
4	136-14195-00-00	. WASHER, NEEDLE VLV	1	
	239-14195-00-00	. WASHER, NEEDLE VALVE	1	
5	137-14143-32-00	. JET, MAIN #1 0	1	U.R.
	137-14143-34-00	. JET, MAIN #1 0	1	U.R. STD
	137-14143-36-A1	. JET, MAIN #1 0	1	U.R.
6	137-14153-00-00	. WASHER, MAIN JET	1	
7	275-14185-00-00	. FLOAT	2	
8	214-14187-00-00	. ARM, FLOAT	1	
9	127-14186-00-00	. PIN, FLOAT	1	
10	214-14118-00-00	. CAP	2	
11	500-14184-00-00	. GASKET, FLOAT CHMBR	1	
12	(500-14181-00-33)	BODY, FLOAT CHMBR 1	1	YAMAHA BLK
13	500-14115-00-00	. PLUG, SCREW	1	
14	(93210-18283-00)	O-RING	1	
15	500-14146-00-00	. PLATE	1	
16	98503-04014-00	. SCREW, PAN HEAD	4	
17	92901-04100-00	. WASHER, SPRING	4	
18	239-14141-40-00	. NOZZLE, MAIN P-O	1	
19	(500-14112-20-00)	VALVE, THROTTLE 1	1	
	(500-14112-30-00)	VALVE, THROTTLE 1	1	
20	239-14116-09-00	. NEEDLE	1	
	275-14116-02-00	. NEEDLE	1	
21	164-14137-00-00	. CLIP	1	
22	239-14136-00-00	. SEAT, SPRING	1	
23	363-14131-00-00	. SPRING, THROTTLE VALVE	1	

CONTINUED ON NEXT FRAME ►

CARBURETOR 400B - C

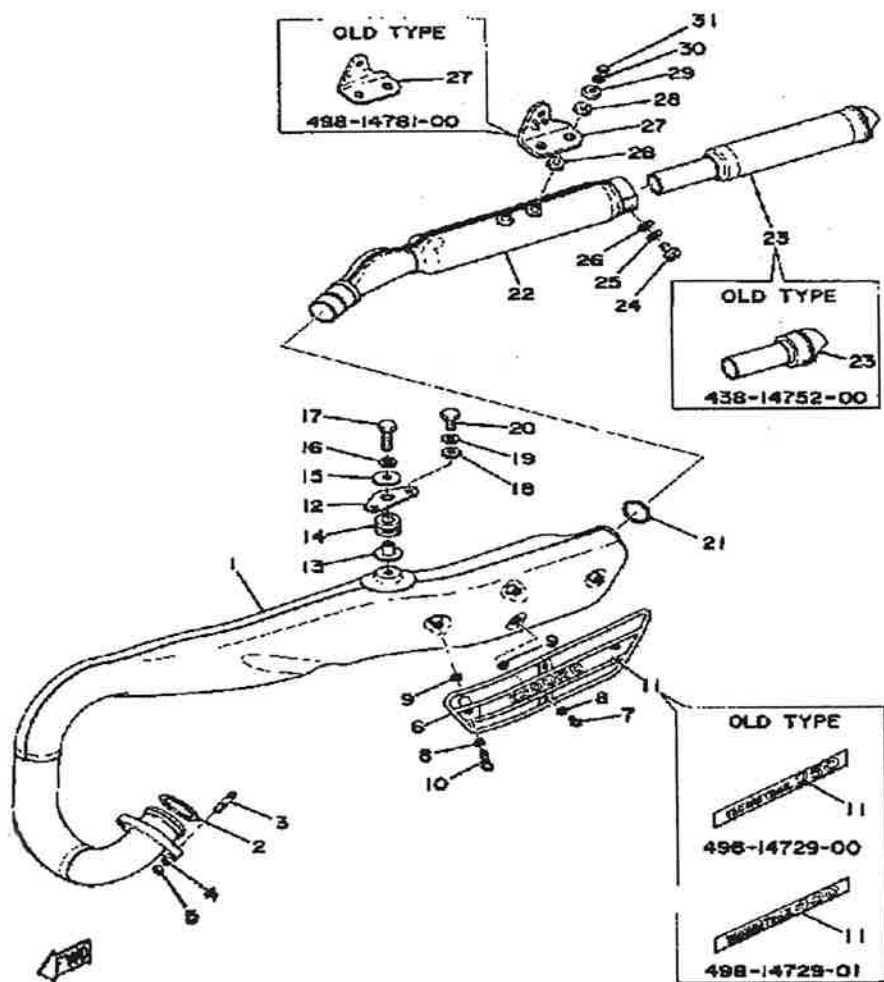


Ref. No.	Part Number	Description	Qty	Remarks
24	(93210-40284-00)	O-RING	1	
25	363-14137-00-00	. CLIP	1	
26	500-14158-00-00	. TOP, MIXING CHAMBER (500-14158-00-33)	1	YAMAHA BLK
27	363-14198-00-00	. GASKET	1	
28	500-14155-00-00	. GUIDE, CABLE	1	
29	127-14161-00-00	. NUT, CABLE ADJUSTING ...	1	
30	24X-14103-00-00	. THROTTLE SCREW SET	1	
31	137-14133-00-00	. SPRING, THRTL STOP	1	
32	23X-14104-00-00	. AIR SCREW SET	1	
33	127-14134-00-00	. SPRING, AIR ADJUSTING ...	1	
34	174-14171-00-00	. PLUNGER, STARTER	1	
35	500-14135-00-00	. SPRING, PLUNGER	1	
36	(275-14175-00-00)	LEVER, STARTER 1	1	
37	275-14178-00-00	. PLATE, STARTER LVR	1	
38	(93210-09285-00)	O-RING	1	
39	(500-14174-00-00)	CAP, PLUNGER	1	
40	802-14173-00-00	. COVER, PLUNGER CAP	1	
41	(313-14197-00-00)	PIPE, AIRVENT	1	
42	90445-05024-00	. HOSE (835-13171-00)	1	

(400B/C)

CARBURETOR (mfr) (type) (I.D. number)	Mikuni	VM32SS	500E1
Main Jet	400B No. 180 / 400 C No. 170		
Needle Jet	O-8		
Jet Needle/Clip Position	BF5-4		
Cut Away	3.0		
Pilot Jet	No. 40		
Air Jet	2.5mm		
Starter Jet	400B No. 60 / 400 C No. 100 (I.D. No. 500E1) / No. 70 (I.D. No. 500E2)		
Air Screw (turns out)	1%		
Float Level	33.0 ± 1.0mm		

EXHAUST 250B - C - 400B - C

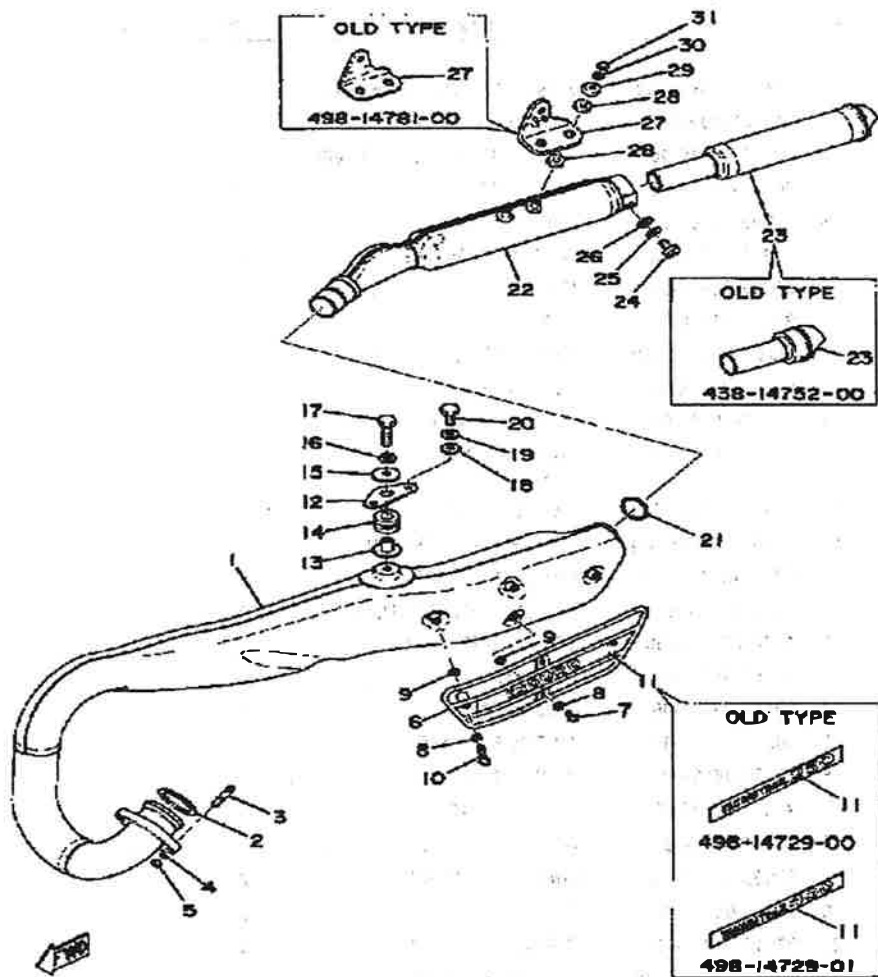


Ref. No.	Part Number	Description	Qty	Remarks
1	(498-14610-01-00)	EXHAUST PIPE ASSEMBLY L	1	5 AS
	214-14613-00-00	GASKET, EXST PIPE	1	
3	90116-06146-00	BOLT, STUD (392-14651-00)	2	
	90116-06216-00	BOLT, STUD	2	
4	92990-08100-00	WASHER	2	
	92995-06100-00	WASHER, SPRING	2	
5	95333-08600-00	NUT	2	
	95380-06600-00	NUT	2	
6	(498-14718-00-93)	PROTECTOR, MUFF 1	1	
7	98903-06012-00	SCREW, BIND	3	
8	90202-05187-00	WASHER, PLATE	4	
9	90202-05005-00	WASHER, PLATE (218-14766-10)	4	
10	98903-06035-00	SCREW, BIND	1	
11	(498-14729-00-00)	EMBLEM, PROTECTOR	1	
	(498-14729-01-00)	EMBLEM, PROTECTOR	1	
	(500-14729-00-00)	EMBLEM, PROTECTOR	1	
12	437-14771-00-00	STAY, MUFFLER 1	1	
13	90387-08242-00	COLLAR	1	
14	90480-20132-00	GROMMET	1	
15	90201-08100-00	WASHER, PLATE	1	
16	92990-08100-00	WASHER	1	
17	97313-08035-00	BOLT, HEXAGON	1	
18	90201-06067-00	WASHER, PLATE	2	
19	92995-06100-00	WASHER, SPRING	2	
20	97011-06016-00	BOLT	2	
21	93210-27250-00	O-RING	1	
22	(498-14753-00-00)	SILENCER, EXHAUST	1	
	(498-14753-01-00)	SILENCER, EXHAUST	1	

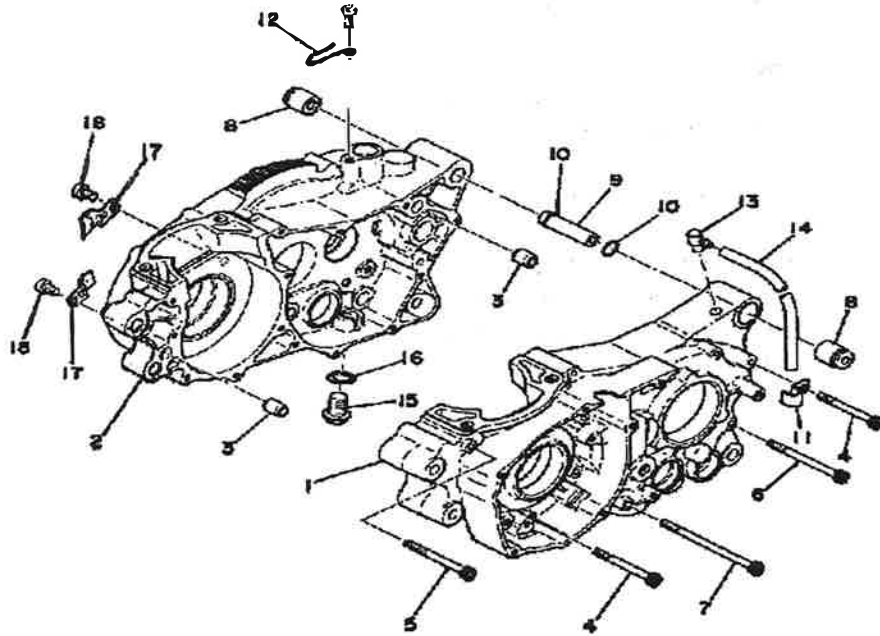
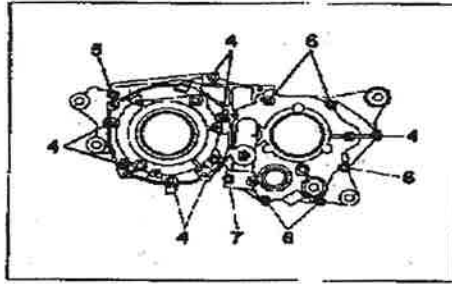
CONTINUED ON NEXT FRAME ►

EXHAUST 250B - C - 400B - C

Ref. No.	Part Number	Description	Qty	Remarks
23	1M1-14752-01-00	PIPE, OUTLET	1	
	438-14752-00-00	PIPE, OUTLET	1	
24	98580-06012-00	SCREW, PAN HEAD	1	
25	92995-06100-00	WASHER, SPRING	1	
26	92990-06200-00	WASHER	1	
27	(498-14781-00-00)	STAY, MUFFLER 2	1	
	498-14781-01-00	STAY, MUFFLER 2	1	
28	438-14757-00-00	DAMPER, MUFFLER 2	4	
29	90209-06061-00	WASHER, SPEC'L SHAP	2	
30	92995-06100-00	WASHER, SPRING	2	
31	95303-06800-00	NUT (CROWN)	2	

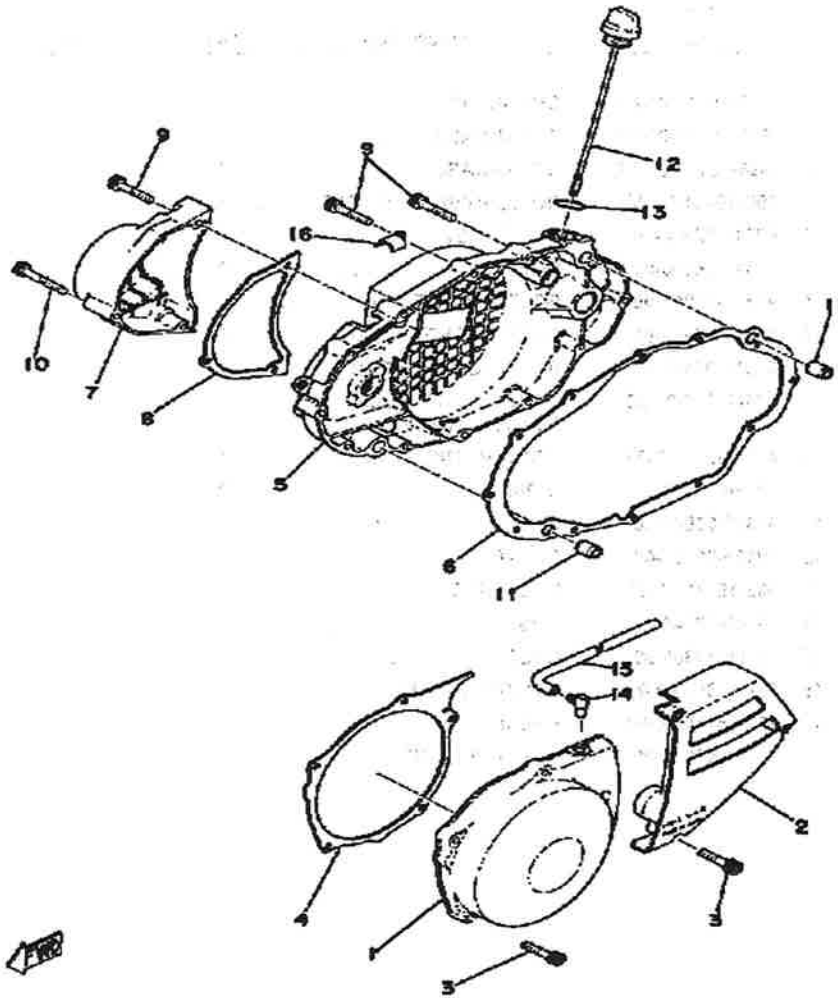


CRANKCASE 250B - C - 400B - C



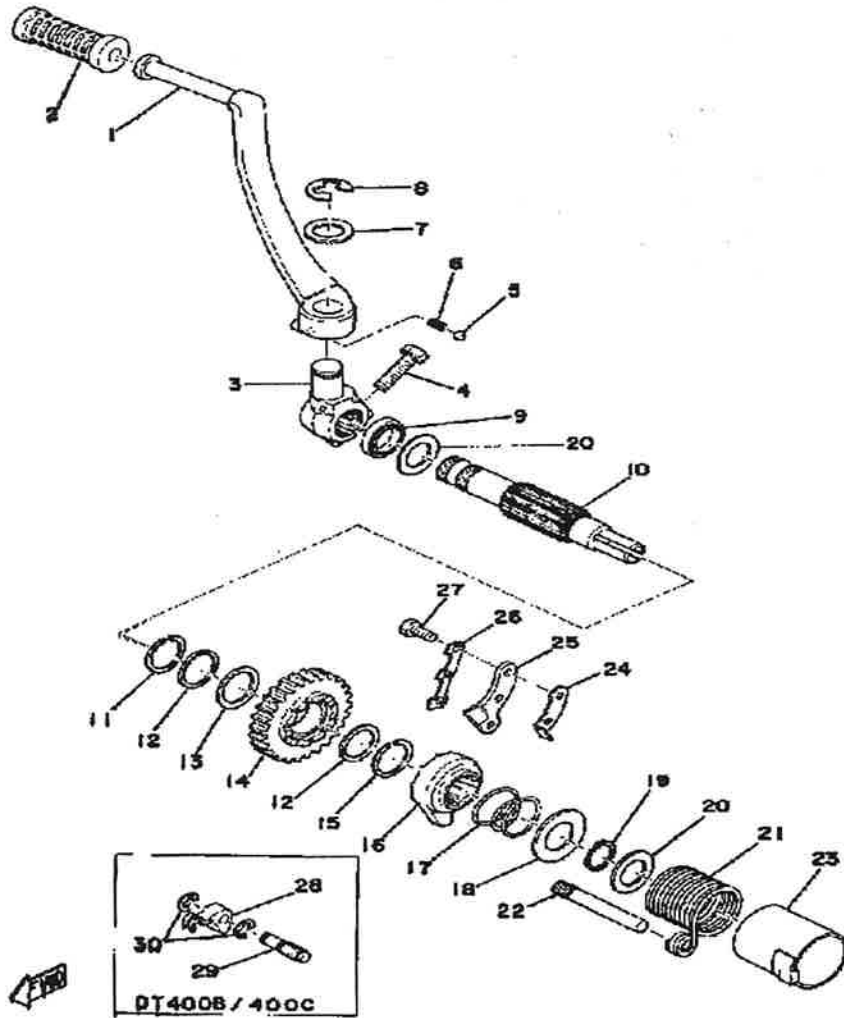
Ref. No.	Part Number	Description	Qty	Remarks
1	(498-15111-01-00)	CRANKCASE 1	1	
	(500-15111-00-00)	CRANKCASE 1	1	
2	(498-15121-01-00)	CRANKCASE 2	1	
	500-15121-00-00	NO LONGER AVAILABLE	1	
3	99510-12016-00	PIN, DOWEL	2	
4	91316-06060-00	BOLT	7	
5	91316-06065-00	BOLT, SOCKET HEAD	1	
6	91316-06075-00	BOLT, SOCKET HEAD	5	
7	91316-06100-00	BOLT, SOCKET HEAD	1	
8	328-15316-00-00	DAMPER, ENG MOUNT 1 (328-15316-00)	2	
9	438-15317-00-00	SPACER, ENG MOUNT	1	
10	93210-11073-00	O-RING	2	
11	90462-05005-00	CLAMP	2	
12	90465-20035-00	CLAMP	1	
13	583-15371-00-00	BREATHER	1	
14	90445-07040-00	HOSE	1	
15	90109-14385-00	BOLT	1	
16	137-15353-00-00	GASKET, DRAIN	1	
17	434-15118-00-00	HOLDER	2	
18	98501-08012-00	SCREW, PAN HEAD	1	

CRANKCASE COVER 250B - C - 400B - 1



Ref. No.	Part Number	Description	Qty	Remarks
1	(498-15411-00-00)	COVER, CRANKCASE L	1	
	(509-15411-00-00)	COVER, CRANKCASE L	1	
2	498-15421-00-00	COVER, CRANKCASE R	1	
3	90110-06138-00	BOLT, HEX SKT HEAD	8	
4	363-15451-00-00	GASKET, CRCS COVER	1	
5	(498-15431-01-00)	COVER, CRANKCASE 3	1	
6	364-15461-01-00	GASKET, CRCS CVR 2	1	
7	(498-15416-01-00)	COVER, OIL PUMP		
	(498-15416-01-00)	COVER, OIL PUMP	1	
8	498-15456-00-00	GASKET, O/PMP CVR 1	1	
9	91316-06035-00	BOLT	14	
10	91316-06045-00	BOLT, SOCKET HEAD	1	
11	99510-12016-00	PIN, DOWEL	2	
12	498-15363-00-00	PLUG, OIL	1	
13	93210-19123-00	O-RING	1	
14	583-15371-00-00	BREATHER	1	
15	90445-07177-00	HOSE (395-14197-00)	1	
16	90465-10069-00	CLAMP	1	M5-073

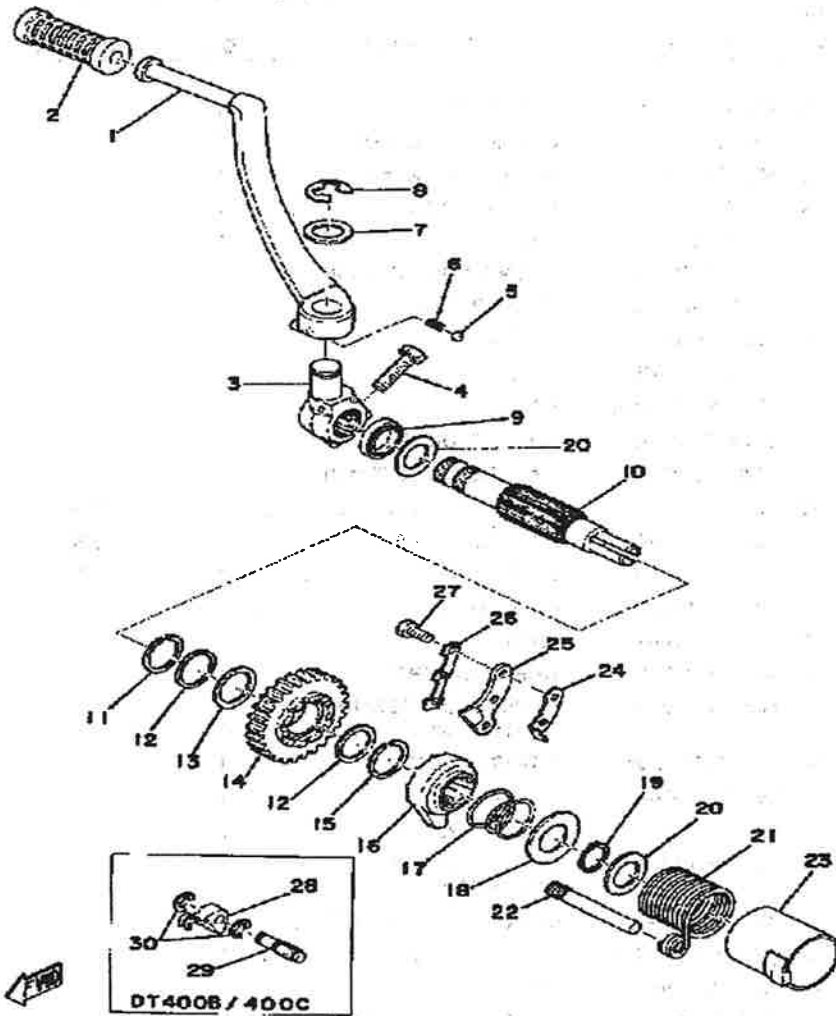
KICK - STARTER 250B - C - 400B - C



Ref. No.	Part Number	Description	Qty	Remarks
1	498-15611-01-93	CRANK, KICK	1	
2	156-15618-01-00	COVER, KICK LEVER	1	
3	498-15621-00-91	BOSS, KICK CRANK	1	
4	97313-08030-00	BOLT, HEXAGON	1	
5	93507-32031-00	BALL	1	
6	90501-12081-00	SPRING, COMPRESSION	1	
7	90201-15234-00	WASHER, PLATE	1	
8	99006-10600-00	CIRCLIP	1	
9	93102-20309-00	SEAL, OIL	1	
10	(498-15661-00-00)	AXLE, KICK	1	
11	93440-25027-00	1CIRCLIP, OUTER	1	
12	90201-253K0-00	WASHER, PLATE (T=1.0)	2	
13	156-17417-00-01	SHIM 1	1	U.R.
	156-17417-00-02	SHIM 1 (25.1-31-0.2)	1	U.R.
	156-17417-00-03	SHIM 1	1	U.R.
14	(363-15641-00-00)	GEAR, KICK	1	
15	93440-25084-00	CIRCLIP	1	
16	363-15671-01-00	WHEEL, RATCHET	1	
17	90501-23143-00	SPRING, COMPRESSION (363-15675-00)	1	
18	363-15676-00-00	COVER, SPRING	1	
19	99009-19400-00	CIRCLIP	1	
20	90201-20278-00	WASHER, PLATE	2	
21	90508-32060-00	SPRING, TORSION (363-15665-00)	1	
22	364-15668-00-00	NO LONGER AVAILABLE	1	
23	(498-15664-00-00)	GUIDE, SPRING	1	
24	434-15668-00-00	STOPPER	1	
25	(363-15674-00-00)	GUIDE, RATCHET WHL	1	

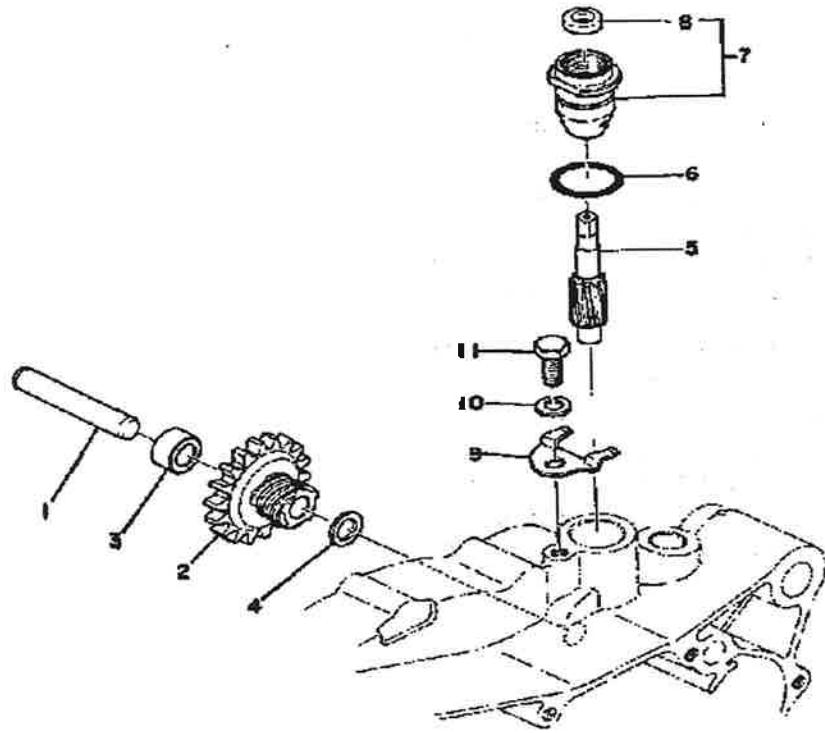
CONTINUED ON NEXT FRAME ►

KICK - STARTER 250B - C - 400B - C



Ref. No.	Part Number	Description	Qty	Remarks
26	363-15686-00-00	WASHER, LOCK	1	
27	97011-06016-00	BOLT	3	
28	363-15656-00-00	LINK	1	
29	363-15659-00-00	SHAFT	1	
30	93430-07020-00	CIRCLIP, E-TYPE	2	
	99080-07600-00	CIRCLIP (E)	2	

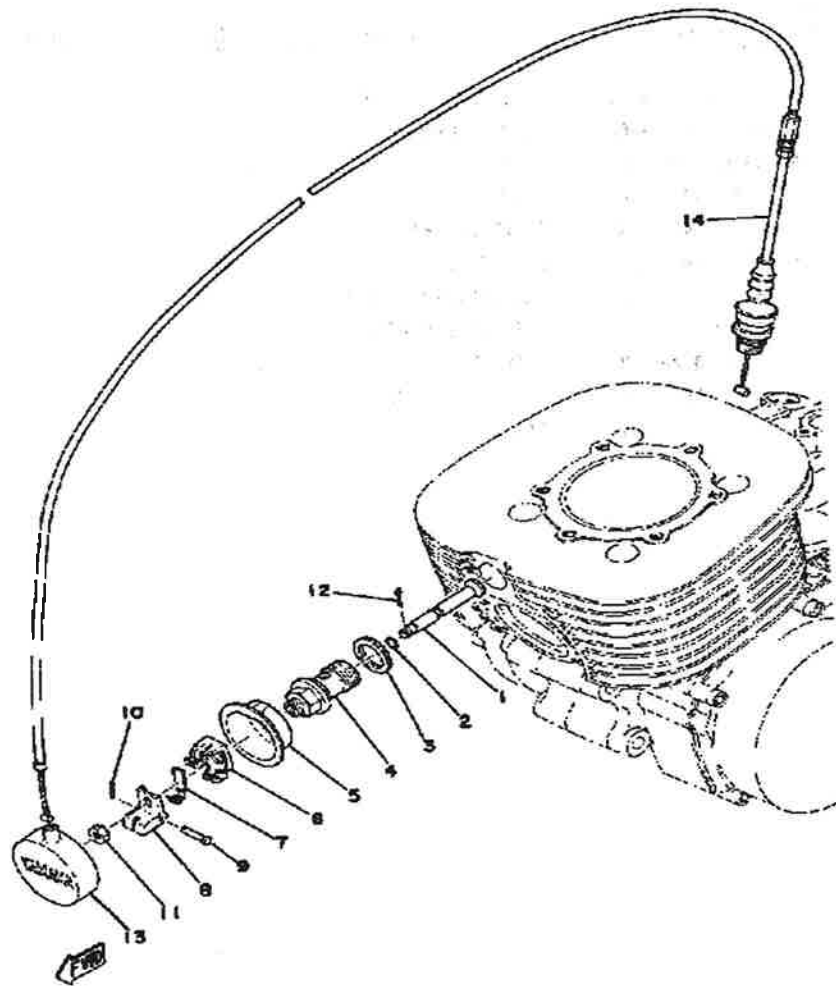
TACHOMETER GEAR 250B - C - 400B - 1



Ref. No.	Part Number	Description	Qty	Remarks
1	(438-17861-00-00)	AXLE, DRIVE GEAR	1	
2	(438-17831-00-00)	GEAR, DRIVE	1	
3	90387-10087-00	COLLAR	1	
4	248-17837-00-00	SHIM	1	
5	214-17841-01-00	GEAR, DRIVEN	1	
6	93210-16314-00	O-RING	1	
7	438-17811-01-00	HOUSING, TACH GEAR	1	
8	93104-07036-00	OIL SEAL, SO-TYPE	1	
9	438-17812-00-00	STOPPER	1	
10	92995-06100-00	WASHER, SPRING	1	
11	97011-06016-00	BOLT	1	

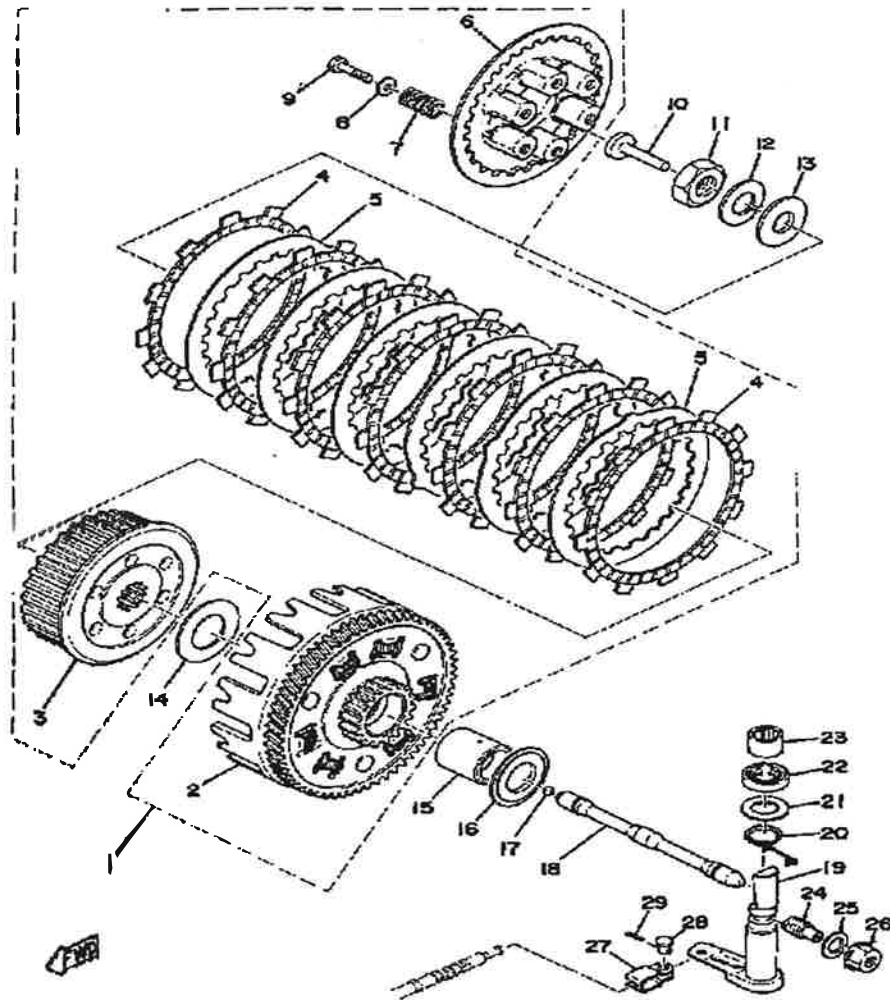
178

DECOMPRESSION VALVE 400B - C



Ref. No.	Part Number	Description	Qty	Remarks
1	363-12281-01-00	VALVE, DCOMP	1	
2	93210-05215-00	O-RING	1	
3	90430-22123-00	GASKET	1	
4	363-12283-01-00	BRACKET, DCOMP	1	
5	363-12279-00-00	PLATE	1	
6	363-12273-00-00	HOLDER, CABLE	1	
7	90508-10010-00	SPRING, TORSION (363-12287-00)	1	
8	363-12282-00-00	LEVER, DCOMP	1	
9	90240-03003-00	PIN, CLEVIS (363-12284-00)	1	
10	91490-16020-00	PIN, COTTER	1	
11	95311-05700-00	NUT	1	
12	91490-16020-00	PIN, COTTER	1	
13	275-12278-00-00	COVER, DCOMP	1	
14	363-12292-02-00	CABLE, DCOMP (363-12292-01)	1	

CLUTCH 250B - C - 400B - C

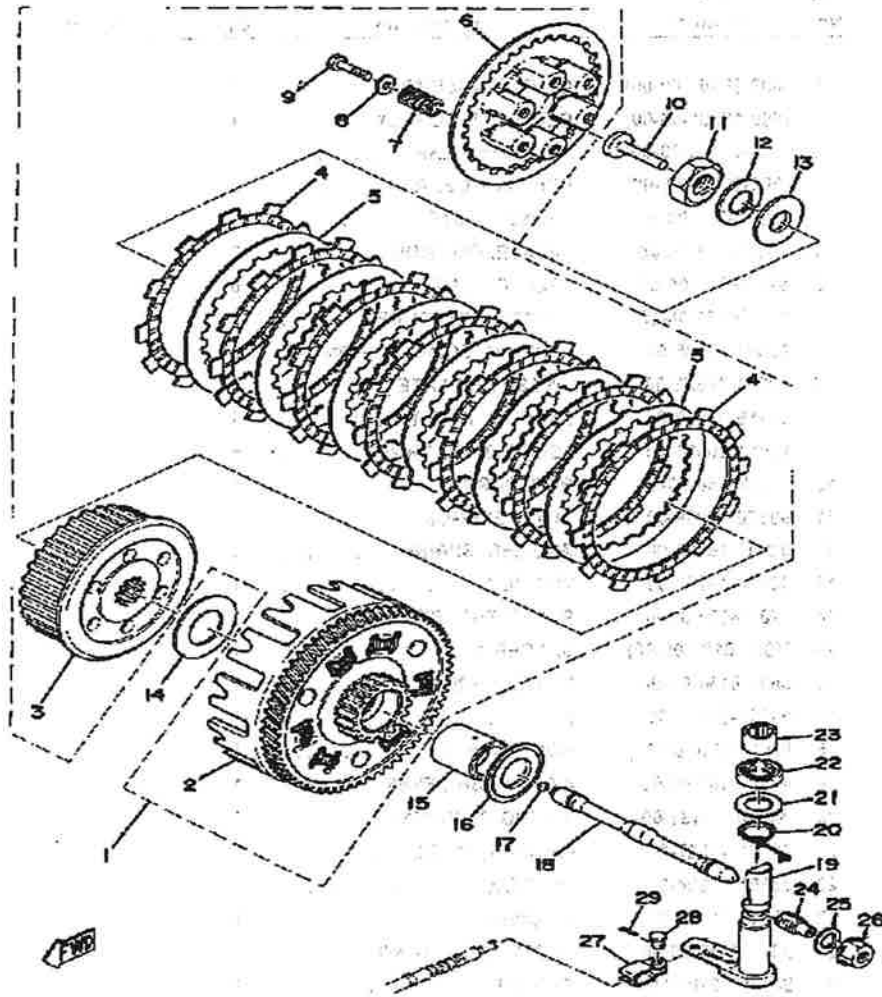


Ref. No.	Part Number	Description	Qty	Remarks
1	(498-16301-00-00)	CLUTCH ASSEMBLY	1	
	(500-16301-00-00)	CLUTCH ASSEMBLY	1	
2	(498-16150-00-00)	PRI DRVN GEAR	1	
	(500-16150-00-00)	PRI DRVN GEAR	1	
3	498-16371-00-00	. BOSS, CLUTCH	1	
4	168-16321-10-00	. PLATE, FRICTION	7	
5	498-16325-00-00	. PLATE, CLUTCH 2	6	
6	498-16351-00-00	. PLATE, PRESSURE 1	1	
7	90501-23138-00	. SPRING, COMPRESSION	6	
8	90201-065F3-00	. WASHER, PLATE	6	
9	90159-06010-00	. SCREW, WITH WASHER	6	
	97011-06025-00	. BOLT (97001-06025)	6	
10	174-16356-00-00	ROD, PUSH 1	1	
11	90170-18089-00	NUT, HEXAGON	1	
12	92901-18100-00	WASHER, SPRING	1	
13	92990-18200-00	WASHER	1	
14	170-16164-00-00	PLATE, THRUST 2	1	
15	(498-16181-00-00)	SPACER 1	1	
16	360-16154-00-00	PLATE, THRUST 1	1	
17	93511-32027-00	BALL	1	
18	(510-16356-00-00)	ROD, PUSH 1	1	
19	434-16382-01-00	AXLE, PUSH LEVER	1	
20	(90508-12131-00)	SPRING, TORSION	1	
21	90201-17327-00	WASHER, PLATE	1	
22	93102-17004-00	OIL SEAL	1	
23	93315-11720-00	BEARING	1	
24	364-16343-00-00	SCREW, ADJUSTING	1	
25	90430-12207-00	GASKET	1	
26	583-16344-00-00	NUT, ADJUSTING	1	

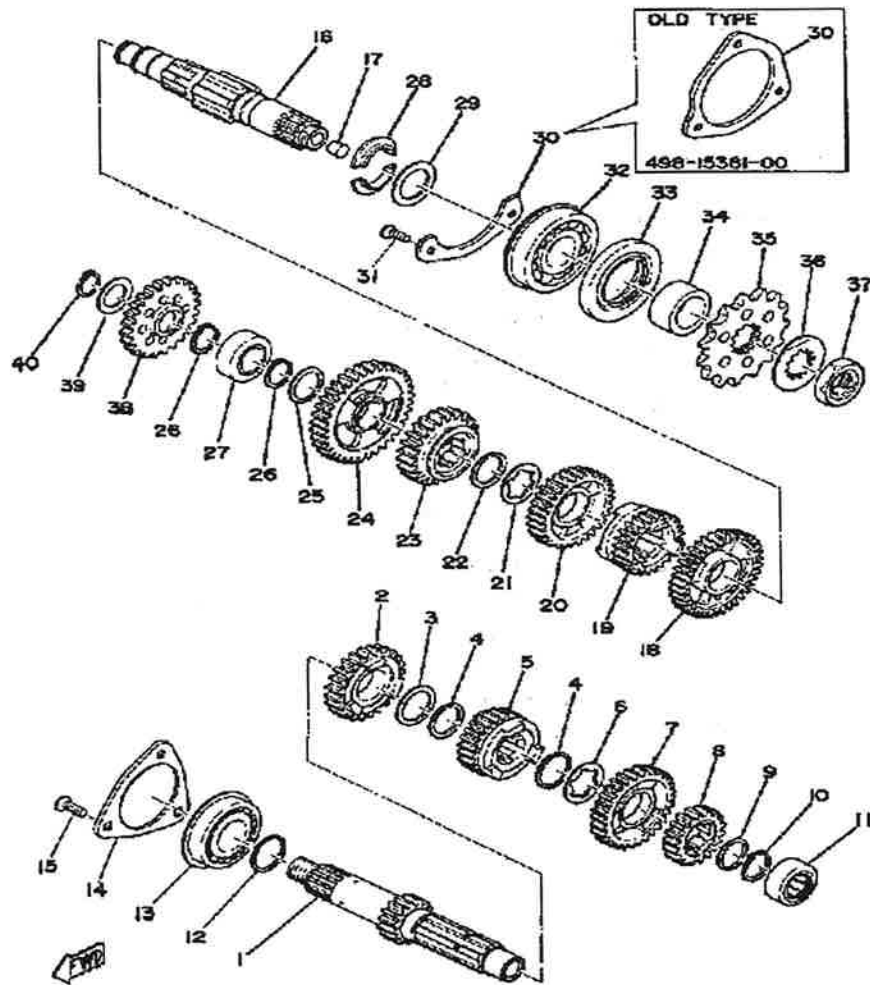
CONTINUED ON NEXT FRAME ►

CLUTCH 250B - C - 400B - C

Ref. No.	Part Number	Description	Qty	Remarks
27	214-16389-00-00	JOINT	1	
28	90240-06005-00	PIN, CLEVIS	1	
29	91401-10015-00	PIN, COTTER	1	



TRANSMISSION 250B - C - 400B - C

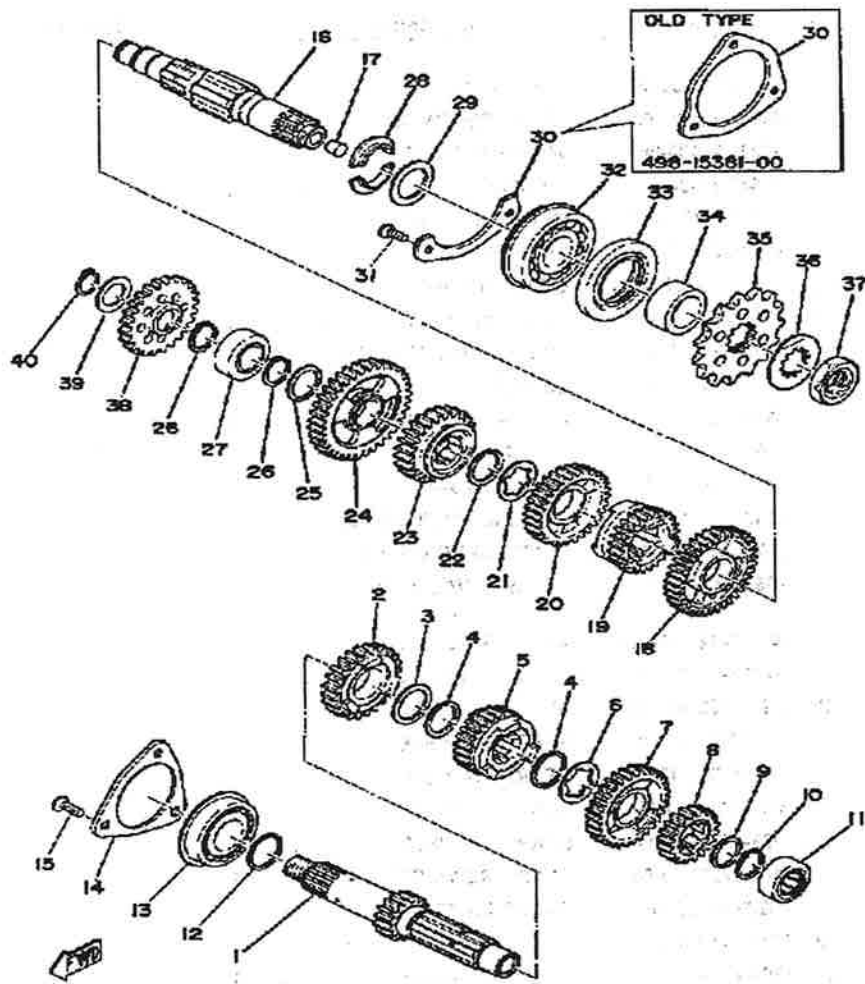


Ref. No.	Part Number	Description	Qty	Remarks
1	498-17411-00-00	AXLE, MAIN	1	
2	438-17141-00-00	GEAR, 4TH PINION	1	
3	90201-25490-00	WASHER, PLATE	1	
4	93440-25084-00	CIRCLIP	2	
5	(438-17131-01-00)	GEAR, 3RD PINION	1	
6	90209-22082-00	WASHER (0.5T)	1	
7	438-17151-00-00	GEAR, 5TH PINION	1	
8	438-17121-00-00	GEAR, 2ND PINION	1	
9	90201-20266-00	WASHER, PLATE (1.0T)	1	
10	99009-19400-00	CIRCLIP	1	
11	93311-42012-00	BEARING, CYLINDER.# 1	1	
12	168-17428-01-03	SHIM 2 (25-34-0.3)	1	U.R.
	168-17428-01-05	SHIM 2 (25-34-0.5)	1	U.R.
13	93306-20535-00	BEARING (93306-20515)	1	
14	(363-15383-00-00)	PLATE, BRNG COVER	1	
15	98603-06012-00	SCREW, OVAL HEAD (92701-06012)	3	
16	(498-17421-01-00)	AXLE, DRIVE	1	
17	(90336-11025-00)	PLUG, TAPER	1	
18	(498-17221-00-00)	GEAR, 2ND WHEEL	1	
	214-17221-10-00	GEAR, 2ND WHEEL	1	
19	(498-17251-00-00)	GEAR, 5TH WHEEL	1	
	438-17251-00-00	GEAR, 5TH WHEEL	1	
20	(438-17231-00-00)	GEAR, 3RD WHEEL	1	
	(498-17231-00-00)	GEAR, 3RD WHEEL	1	
21	90209-22082-00	WASHER (0.5T)	1	
22	93440-25084-00	CIRCLIP	1	
23	(365-17241-10-00)	GEAR, 4TH WHEEL	1	
	(438-17241-00-00)	GEAR, 4TH WHEEL	1	

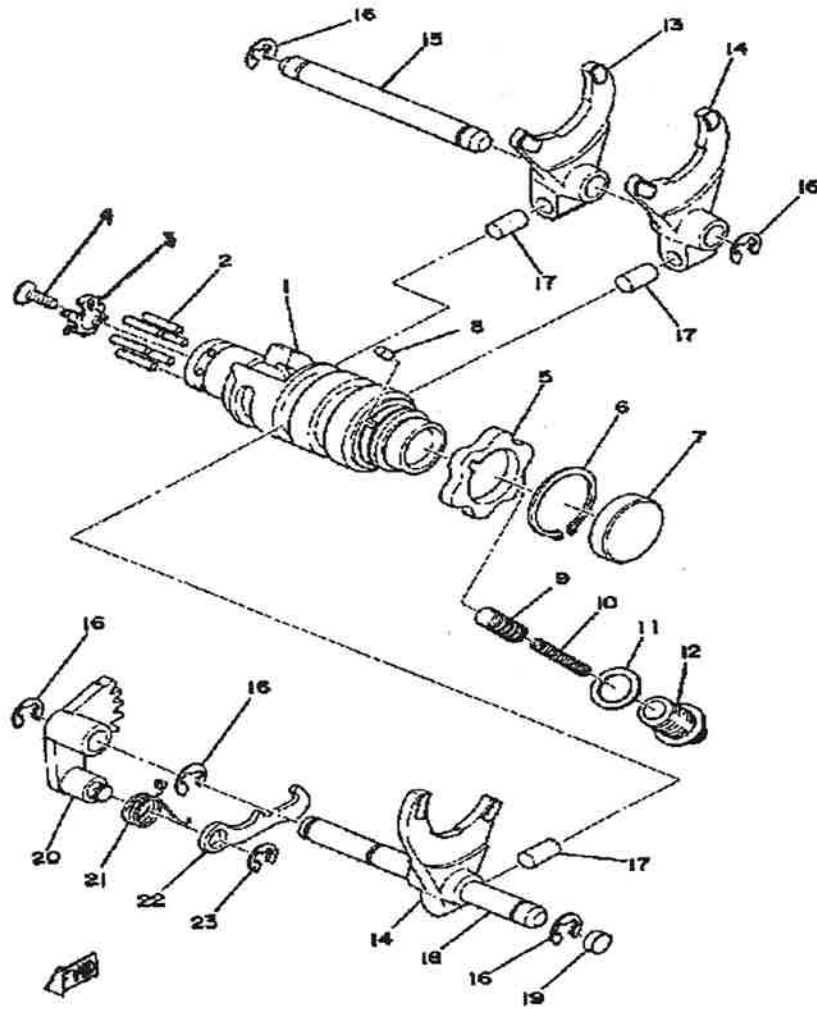
CONTINUED ON NEXT FRAME ►

TRANSMISSION 250B - C - 400B - C

Ref. No.	Part Number	Description	Qty	Remarks
24	214-17211-10-00	GEAR, 1ST WHEEL (38T)	1	
25	90201-20278-00	WASHER, PLATE	1	
26	99009-19400-00	CIRCLIP	2	
27	93313-32008-00	BEARING, CYLINDER.# 3	1	
28	156-17429-00-00	SPACER, DRIVE AXLE	2	
29	168-17428-01-03	SHIM 2 (25-34-0.3)	1	U.R.
	168-17428-01-05	SHIM 2 (25-34-0.5)	1	U.R.
30	509-15381-00-00	PLATE, BRNG COVER	1	
31	98603-06012-00	SCREW, OVAL HEAD (92701-06012)	3	
32	93306-30517-00	BEARING	1	
33	93102-35109-00	OIL SEAL (SD-35-62-6 HS)	1	
34	(90387-25193-00)	COLLAR	1	
35	9383E-13144-00	SPROCKET, DRIVE 13T (2141746130)	1	U.R.
	9383E-14145-00	SPROCKET, DRIVE (14T)	1	U.R. STD
	9383E-15082-00	SPROCKET, DRIVE (15T)	1	U.R.
36	90215-21022-00	WASHER, LOCK	1	
37	90179-18020-00	NUT	1	
38	(498-15651-02-00)	GEAR, KICK IDLE	1	
39	90201-17255-00	WASHER, PLATE	1	
40	99009-17400-00	CIRCLIP	1	



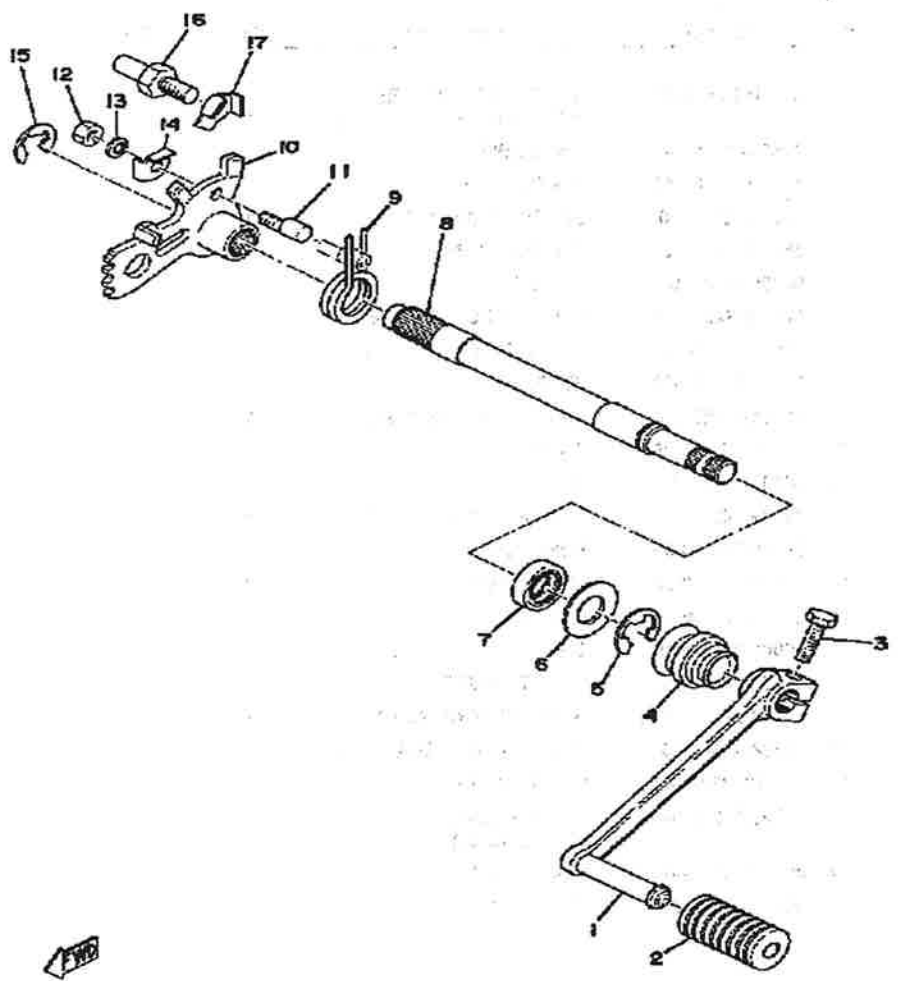
SHIFTER 1 250B - C - 400B - C



Ref. No.	Part Number	Description	Qty	Remarks
1	434-18540-03-00	SHIFT CAM ASSEMBLY (434-18541-03)	1	
2	93604-18100-00	PIN, DOWEL	6	
3	434-18561-00-00	PLATE, SIDE 1	1	
4	98701-05012-00	SCREW, FLAT HEAD	1	
5	360-18141-01-00	PLATE, STOPPER	1	
6	99009-30400-00	CIRCLIP	1	
7	(90338-32031-00)	PLUG, SPEC'L SHAPE	1	
8	93604-08071-00	PIN, DOWEL	1	
9	278-18547-02-00	STOPPER, CAM	1	
10	90501-10062-00	SPRING, COMPRESSION	1	
11	137-15353-00-00	GASKET, DRAIN	1	
12	90109-14485-00	BOLT	1	
	90149-14031-00	SCREW, SPEC'L SHAPE	1	
13	363-18511-00-00	FORK, SHIFT 1	1	
14	364-18511-00-00	FORK, SHIFT 1	2	
15	363-18535-00-00	BAR, SHIF FRK GDE 2	1	
16	99001-08600-00	CIRCLIP	5	
17	90250-08017-00	PIN, STRAIGHT	3	
18	(363-18531-00-00)	BAR, SHIF FRK GDE 1	1	
19	90338-10063-00	PLUG, SPEC'L SHAPE	1	
20	434-18122-00-00	LEVER, SHIFT 2	1	
21	90508-08008-00	SPRING, TORSION (363-18123-00)	1	
22	498-18151-03-00	LEVER, SHIFT 3	1	
23	99080-07600-00	CIRCLIP (E)	1	

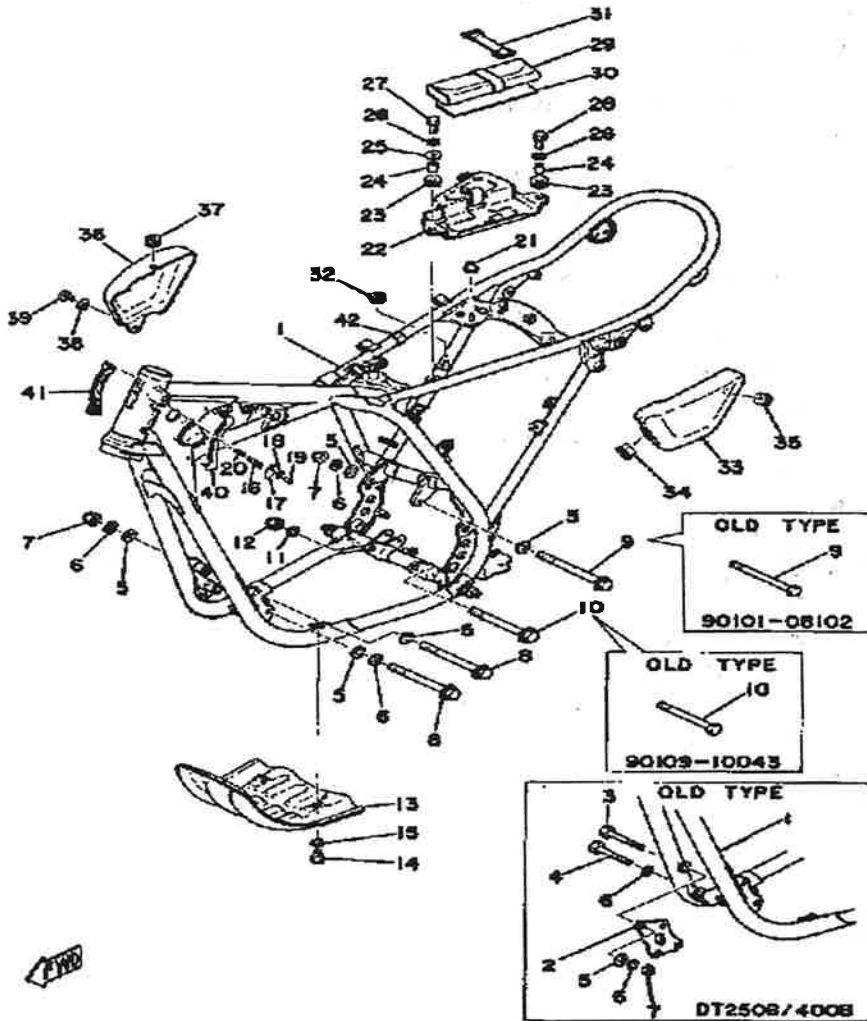
SHIFTER 2 250B - C - 400B - C

Ref. No.	Part Number	Description	Qty	Remarks
1	3Y1-18111-00-00	PEDAL, SHIFT	1	
2	132-18113-01-00	COVER, SHIFT PEDAL	1	
3	97011-06020-00	BOLT	1	
4	214-18131-00-00	BOOT, SEALING	1	
5	99001-12600-00	CIRCLIP	1	
6	90201-14220-00	WASHER, PLATE	1	
7	93109-14010-00	OIL SEAL, SDO-TYPE	1	
8	363-18125-00-00	SHAFT, SHIFT	1	
9	90508-32052-00	SPRING, TORSION (214-18124-00)	1	
10	434-18121-00-00	LEVER, SHIFT 1	1	
11	90149-06017-00	SCREW, SPEC"L SHAPE (214-18186-00)	1	
12	95380-06600-00	NUT	1	
13	92995-06100-00	WASHER, SPRING	1	
14	90215-06016-00	WASHER, LOCK	1	
15	99006-10600-00	CIRCLIP	1	
16	278-18127-00-00	STOPPER, SCREW	1	
17	90215-08015-00	WASHER, LOCK (214-18139-00)	1	



FRAME - SIDE COVER 250B - C - 400B -

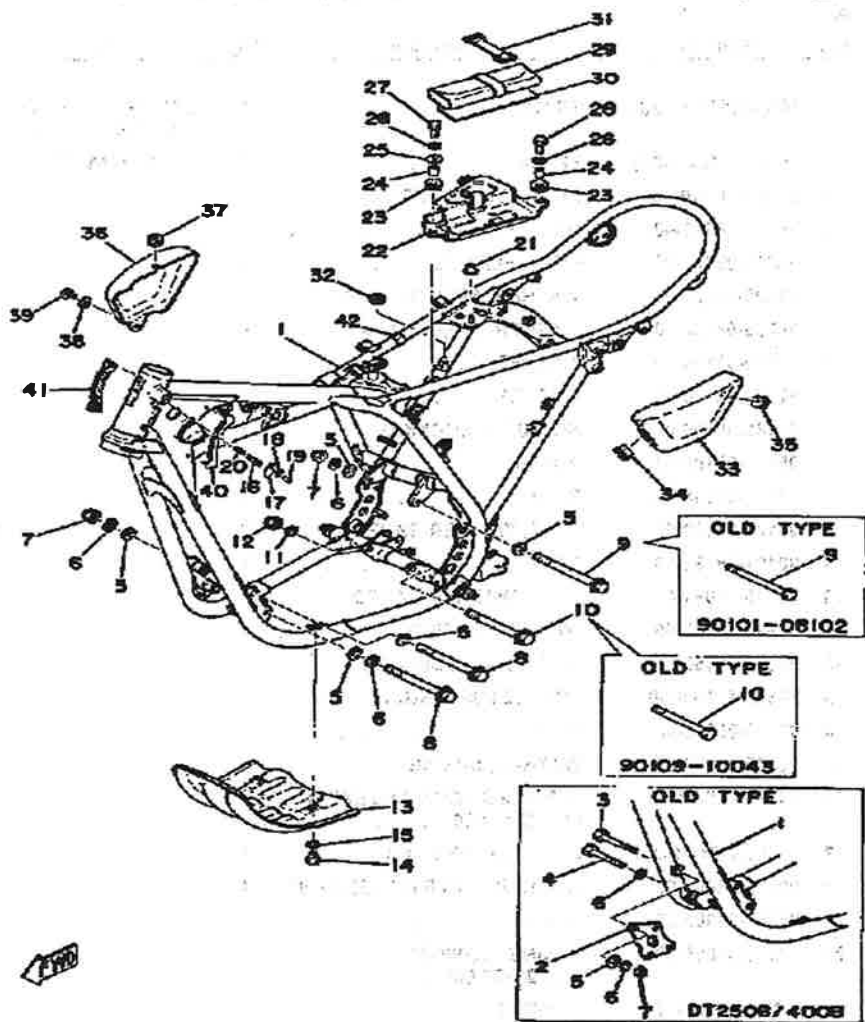
Ref. No.	Part Number	Description	Qty	Remarks
1	(498-21110-11-33)	FRAME	1	USE THIS PART W/ #1-5 AS A SET YAMAHA BLK
	(498-21110-13-33)	FRAME	1	
2	(438-21416-01-33)	BRACKET, FRT UPR 2	1	
3	95811-08070-00	BOLT, FLANGE	1	
4	95811-08065-00	BOLT, FLANGE	1	
5	90209-08050-00	WASHER, SPEC"L SHAP	5	
	90209-08050-00	WASHER, SPEC"L SHAP	6	
6	92990-08100-00	WASHER	3	
	92990-08100-00	WASHER	5	
7	90185-08089-00	NUT, SELF-LOCKING	3	
	95611-08100-00	NUT, U	3	
8	90101-08538-00	BOLT	2	
	90105-08120-00	BOLT, WASHER BASED	2	
9	90101-08286-00	BOLT	1	
10	90105-10051-00	BOLT, WASHER BASED	1	
11	92990-10100-00	WASHER, SPRING	1	
12	90185-10060-00	NUT, SELF-LOCKING	1	
13	363-21471-00-00	PROTECTOR, ENGINE	1	
14	97013-06012-00	BOLT	4	
15	92995-06100-00	WASHER, SPRING	4	
16	341-23408-01-00	STEERING LOCK ASSEMBLY (214-23480-00)	1	
17	(134-23484-10-00)	CAP, HANDLE LOCK	1	
18	90206-04003-00	WASHER, WAVE (214-23488-00)	1	
19	90269-04003-00	RIVET	1	
20	90502-08005-00	SPRING, CONICAL (214-23485-00)	1	
21	(395-21638-00-00)	DAMPER 1	1	
22	(438-21170-01-33)	BOX, TOOL	1	YAMAHA BLK



CONTINUED ON NEXT FRAME ►

FRAME - SIDE COVER 250B - C - 400B

Ref. No.	Part Number	Description	Qty	Remarks
23	90480-14023-00	GROMMET	2	
24	90387-07391-00	COLLAR	2	
25	90201-06067-00	WASHER, PLATE	1	
26	92995-06100-00	WASHER, SPRING	2	
27	97021-06030-00	BOLT	1	
28	97011-06025-00	BOLT (97001-06025)	1	
29	(214-W2810-10-00)	TOOL KIT	1	M5-078
	2A6-W2810-00-00	TOOL KIT	1	
30	(438-21755-00-00)	CLAMP, DAMPER	1	
31	21V-21376-00-00	BAND, TOOL	1	
32	90480-10091-00	GROMMET (214-21746-00)	1	
33	438-21711-00-00	COVER, SIDE 1	1	
34	437-21717-10-00	DAMPER	1	
35	90480-12053-00	GROMMET	1	
36	438-21721-00-00	COVER, SIDE 2	1	
37	90480-12053-00	GROMMET	1	
38	90201-05031-00	WASHER, PLATE	1	
39	98580-05012-00	SCREW, PAN HEAD	1	
40	(498-21485-00-00)	DAMPER, RUBBER 1	1	
41	(498-21486-00-00)	DAMPER 2	1	
42	(276-14747-00-00)	DAMPER, MUFFLER	1	

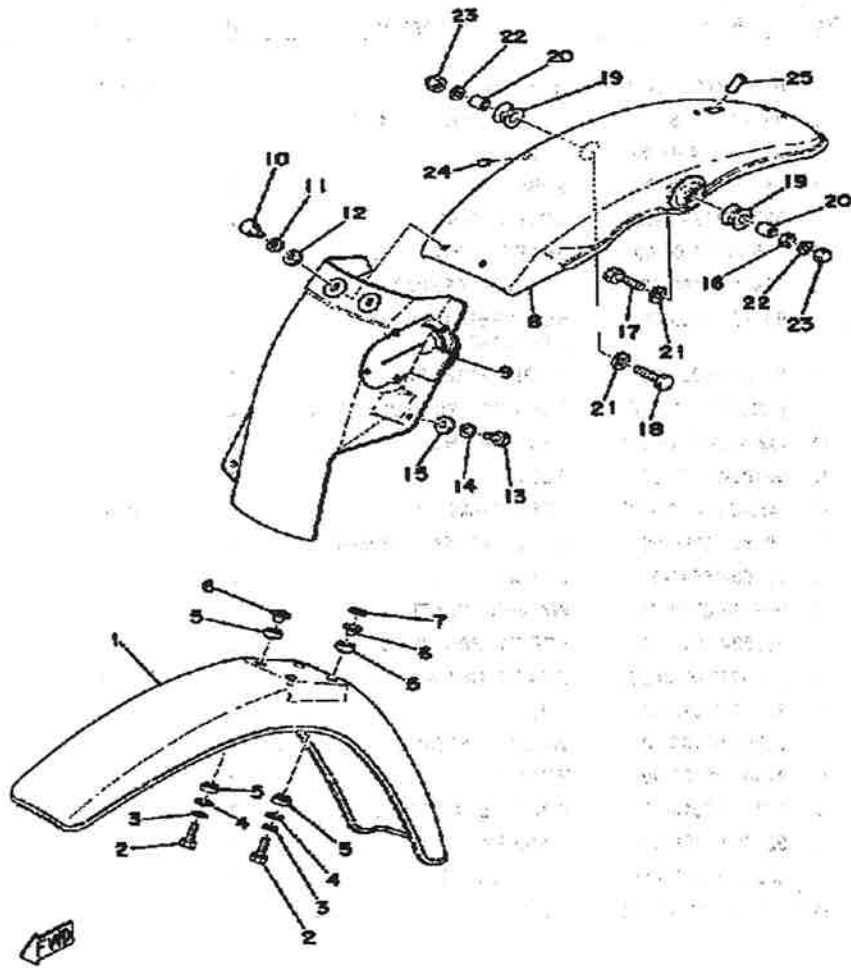


REAR ARM - REAR CUSHION - CHAIN CASI

Ref. No.	Part Number	Description	Qty	Remarks
1	(438-22110-01-33)	REAR ARM	1	YAMAHA BL
2	90387-16398-00	COLLAR (322-22124-00)	1	
3	3Y1-22184-01-00	BUSH	2	
4	240-22127-00-00	SHIM	1	
5	322-22128-01-00	COVER, THRUST 1	2	
6	275-22141-00-00	SHAFT, PIVOT	1	
7	92901-14100-00	WASHER, SPRING	1	
8	90179-14163-00	NUT, SPEC'L SHAPE (363-22143-00)	1	
9	93700-06005-00	NIPPLE, GREASE	1	
10	(99999-01336-00)	SHK/ABS ASSEMBLY, REAR .	2	
11	(322-22213-20-00)	SEAT, SPRING UPPER	2	
12	90109-10195-00	BOLT	4	
13	(438-22311-02-33)	CASE, CHAIN	1	YAMAHA BL
14	90480-12096-00	GROMMET (141-82596-00)	3	
15	90560-05001-00	SPACER	3	
16	90201-06M08-00	WASHER, PLATE	3	
17	98580-05010-00	SCREW, PAN HEAD	3	
18	(438-22318-00-33)	GUARD, CHAIN	1	YAMAHA BL
19	97001-06018-00	BOLT	2	
20	92995-06100-00	WASHER, SPRING	2	
21	92901-06600-00	WASHER	2	
22	97301-08010-00	BOLT, HEXAGON	1	
23	92990-08100-00	WASHER	1	
24	438-22151-00-00	SEAL, GUARD	1	
11-1	(559-22211-00-00)	COVER	2	

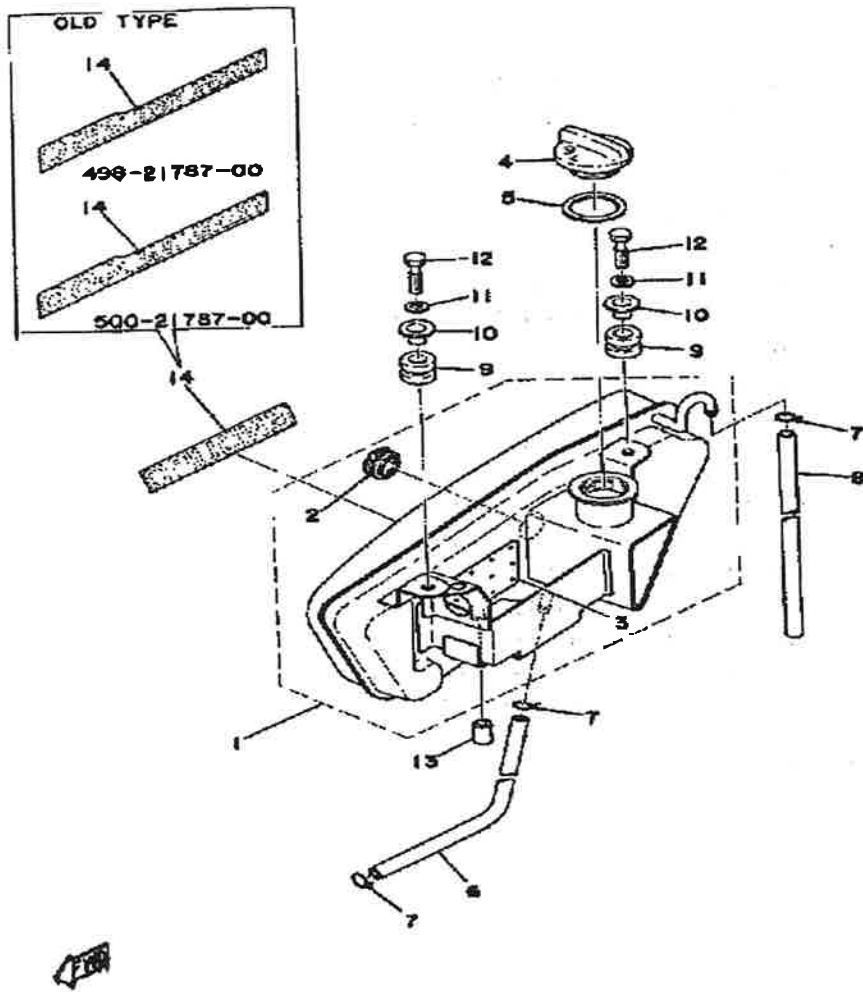
FRONT FENDER - REAR FENDER 250B - C

Ref. No.	Part Number	Description	Qty	Remarks
1	401-21511-01-20	FENDER, FRONT	1	CRYSTL SLV
2	97011-06025-00	BOLT (97001-06025)	4	
3	92995-06100-00	WASHER, SPRING	4	
4	90201-06067-00	WASHER, PLATE	4	
5	322-21541-00-00	DAMPER 1	8	
6	90387-06388-00	COLLAR	4	
7	(90560-06151-00)	SPACER	2	
8	(438-21610-00-20)	FENDER, REAR	1	CRYSTL SLV
9	(438-21629-01-00)	GUARD, MUD	1	
10	97001-06018-00	BOLT	2	
11	92995-06100-00	WASHER, SPRING	2	
12	92901-06600-00	WASHER	2	
13	97011-06016-00	BOLT	2	
14	92995-06100-00	WASHER, SPRING	2	
15	90201-06067-00	WASHER, PLATE	2	
16	95333-08600-00	NUT	1	
17	97313-08045-00	BOLT	1	M5-073
	97313-08050-00	BOLT, HEXAGON (90101-08125)	1	M5-073
18	97313-08035-00	BOLT, HEXAGON	1	
19	168-21639-00-00	DAMPER 2	2	
20	90387-08258-00	COLLAR	2	
21	90201-08753-00	WASHER, PLATE	2	
22	92990-08100-00	WASHER	2	
23	95303-08800-00	NUT (CROWN) (95301-08800)	2	M5-073
24	(90446-07093-00)	HOSE	1	
25	(90446-09077-00)	HOSE	2	



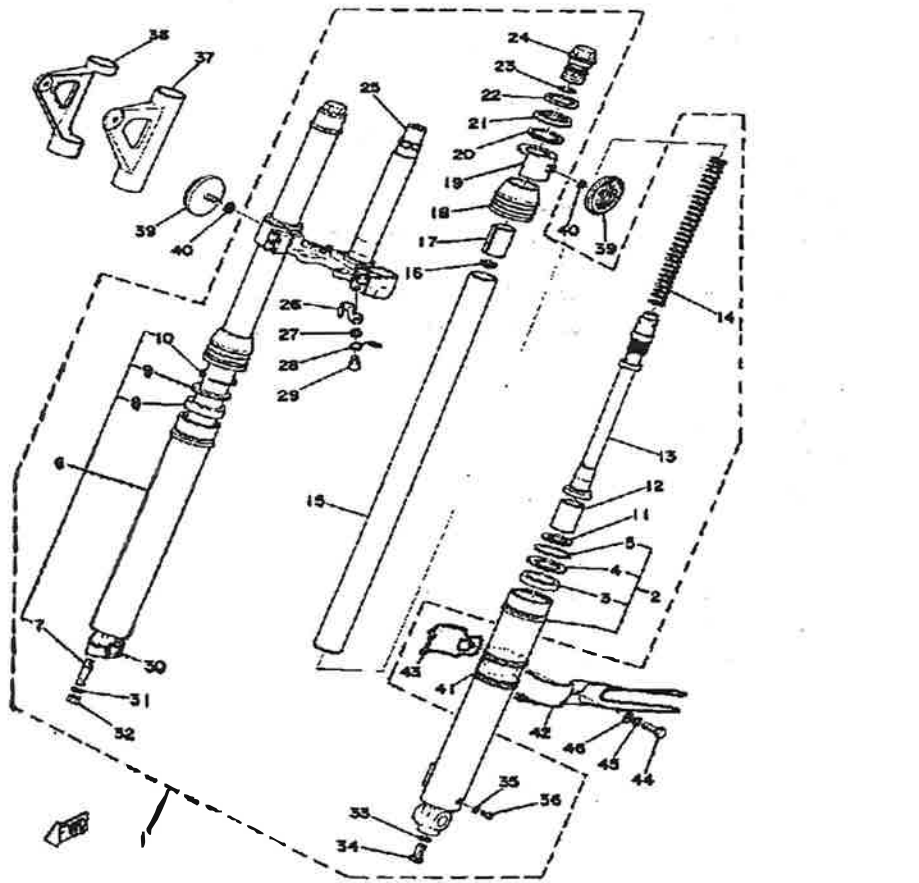
OIL TANK 250B - C - 400B - C

Ref. No.	Part Number	Description	Qty	Remarks
1	(438-21705-01-26)	OIL TANK ASSEMBLY	1	COMP YEL
	(438-21705-01-N7)	OIL TANK ASSEMBLY	1	PORTUGUESS ORANGE
	(438-21705-01-U2)	OIL TANK ASSEMBLY	1	NW PORTGES ORANGE
2	360-21761-00-00	. GAUGE, LEVEL	1	
3	(438-21754-00-00)	SEAT	2	
4	214-21771-00-00	BODY, CAP	1	
5	90430-29114-00	GASKET	1	
6	90445-09124-00	HOSE	1	
7	90467-08003-00	CLIP	3	
8	(90446-09099-00)	HOSE	1	
9	90480-14023-00	GROMMET	2	
10	90387-07391-00	COLLAR	2	
11	92995-06100-00	WASHER, SPRING	2	
12	97011-06025-00	BOLT (97001-06025)	2	
13	437-21779-00-00	DAMPER, LOCATING 2	1	
14	(498-21787-01-00)	EMBLEM 7	1	
	(500-21787-00-00)	EMBLEM 7	1	
	498-21787-00-00	EMBLEM 7	1	



FRONT FORK 250B - C - 400B - C

Ref. No.	Part Number	Description	Qty	Remarks
1	(498-23101-01-00)	FRONT FORK ASSEMBLY	1	
2	(498-23126-00-00)	TUBE, OUTER 1	1	
3	278-23145-51-00	.. OIL SEAL	1	
4	214-23146-00-00	.. WASHER, OIL SEAL	1	
5	214-23156-00-00	.. CLIP, OIL SEAL	1	
6	(498-23136-00-00)	TUBE, OUTER 2	1	
7	90116-08261-00	.. BOLT, STUD	2	
8	278-23145-51-00	.. OIL SEAL	1	
9	214-23146-00-00	.. WASHER, OIL SEAL	1	
10	214-23156-00-00	.. CLIP, OIL SEAL	1	
11	93450-30033-00	. CIRCLIP, INNER	2	
12	(434-23171-00-00)	PISTON, FRONT FORK	2	
13	(498-23170-00-00)	CYLINDER, FRTFRK	2	
14	214-23141-00-00	. SPRING, FRONT FORK	2	
15	291-23124-60-00	. TUBE, INNER 1	2	
16	278-23142-50-00	. SEAT, SPRING UPPER	2	
17	(498-23118-00-00)	SPACER	2	
18	278-23144-50-00	. SEAL, DUST	2	
19	(275-23122-60-00)	COVER, OUTER 1	2	
20	291-23163-61-00	. GASKET (LAMP STAY)	2	
21	447-23116-52-00	. GUIDE, COVER LOWER	2	
22	168-23115-00-00	. GUIDE, COVER UPPER	2	
23	214-23114-00-00	. GASKET	2	
24	(291-23111-60-00)	BOLT, CAP	2	FOR 00 FRT. FORK
	366-23111-60-00	. BOLT, CAP	2	FOR 01 FRT. FORK
25	(456-23340-31-33)	UNDER BRACKET	1	
26	(256-23318-60-00)	HOLDER, CABLE 1	1	
27	92990-08100-00	. WASHER	4	
28	(90468-23060-00)	CLIP	1	



250B/C

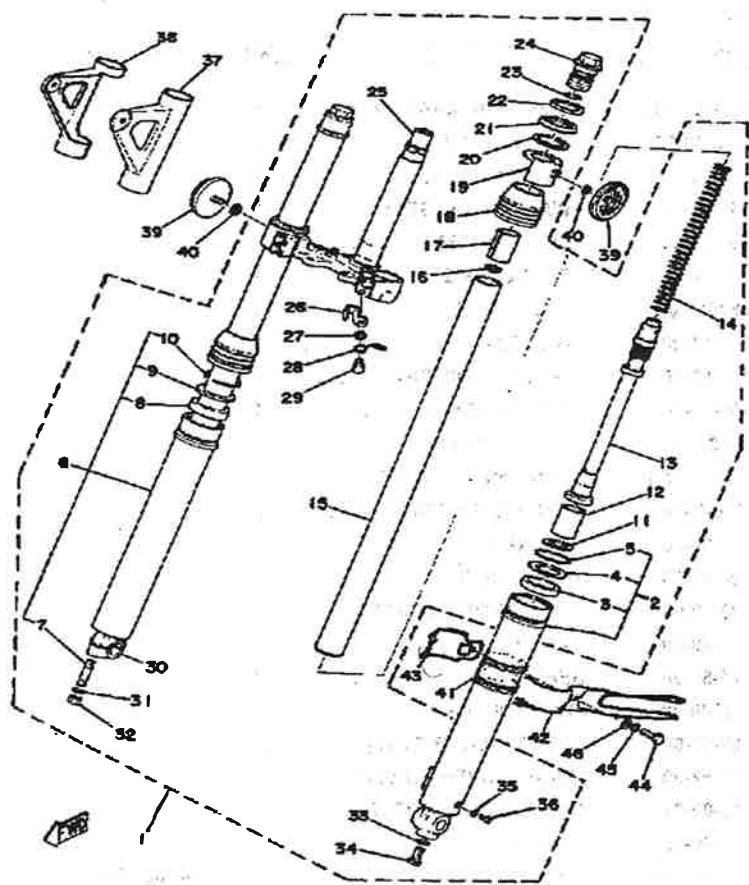
Front Forks	170cc (5.8 oz.) 10, 20 or 30 wt. Fork Oil*
-------------	--

400B/C

Front Forks	175cc (5.9 oz.) 10, 20 or 30 wt. Fork and Shock Fluid*
-------------	--

CONTINUED ON NEXT FRAME ►

FRONT FORK 250B - C - 400B - C



250B/C

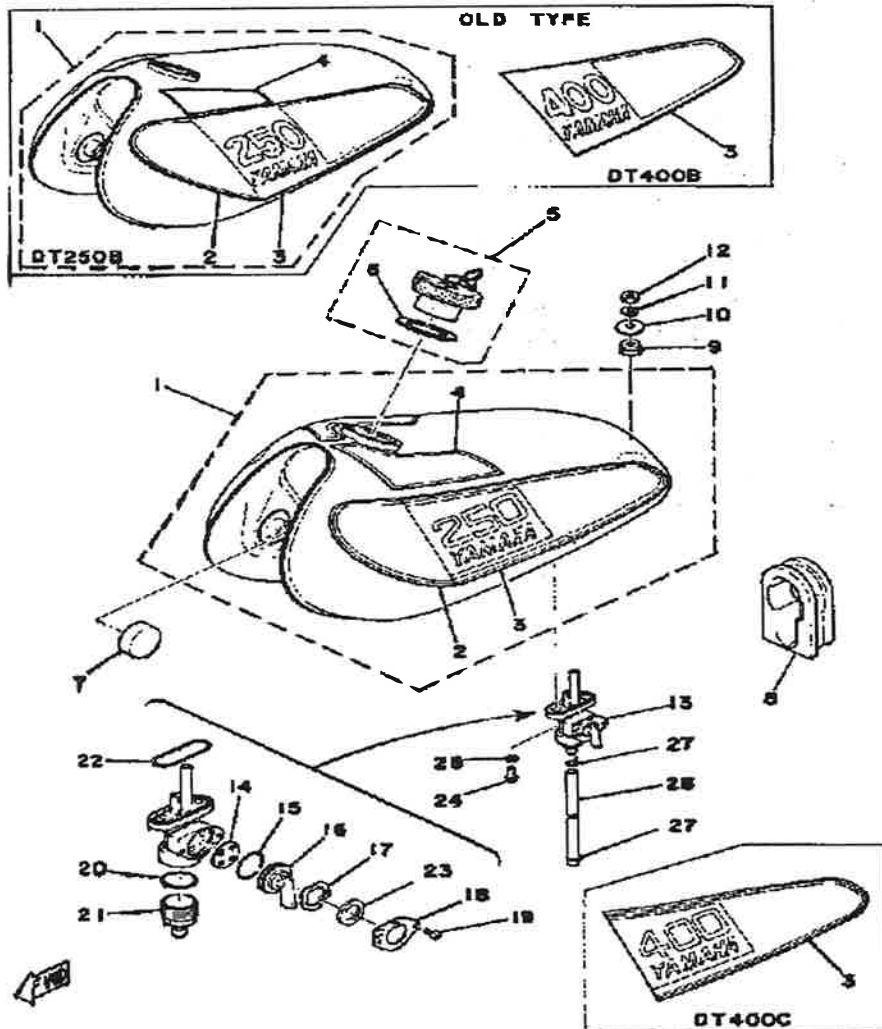
Front Forks	170cc (5.8 oz.) 10, 20 or 30 wt. Fork Oil*
-------------	--

400B/C

Front Forks	175cc (5.9 oz.) 10, 20 or 30 wt. Fork and Shock Fluid*
-------------	--

Ref. No.	Part Number	Description	Qty	Remarks
29	18G-23128-00-00	. BOLT, W/WASHER	4	
30	291-23167-61-00	. HOLDER, AXLE (291-23167-60)	2	
32	90185-08089-00	. NUT, SELF-LOCKING	2	
33	509-23158-L0-00	. GASKET	2	
34	278-23181-50-00	. BOLT, HEXAGON SOCKET HEAD	2	
35	122-23129-00-00	. GASKET, DRAIN PLUG	2	
36	98580-04008-00	. SCREW, PAN HEAD	2	
37	(438-23121-00-20)	COVER, UPPER 1	1	CRYSTL SLVR
38	(438-23131-00-20)	COVER, UPPER 2	1	CRYSTL SLVR
39	355-85111-01-00	REFLECTOR, FRONT 1	2	
40	92990-05100-00	WASHER, SPRING	2	
41	(498-21541-01-00)	DAMPER 1	1	
42	(498-23318-01-00)	HOLDER, CABLE 1	1	
43	(498-23319-01-00)	HOLDER, CABLE 2	1	
44	97011-06025-00	BOLT (97001-06025)	1	
45	92995-06100-00	WASHER, SPRING	1	
46	92901-06600-00	WASHER	1	

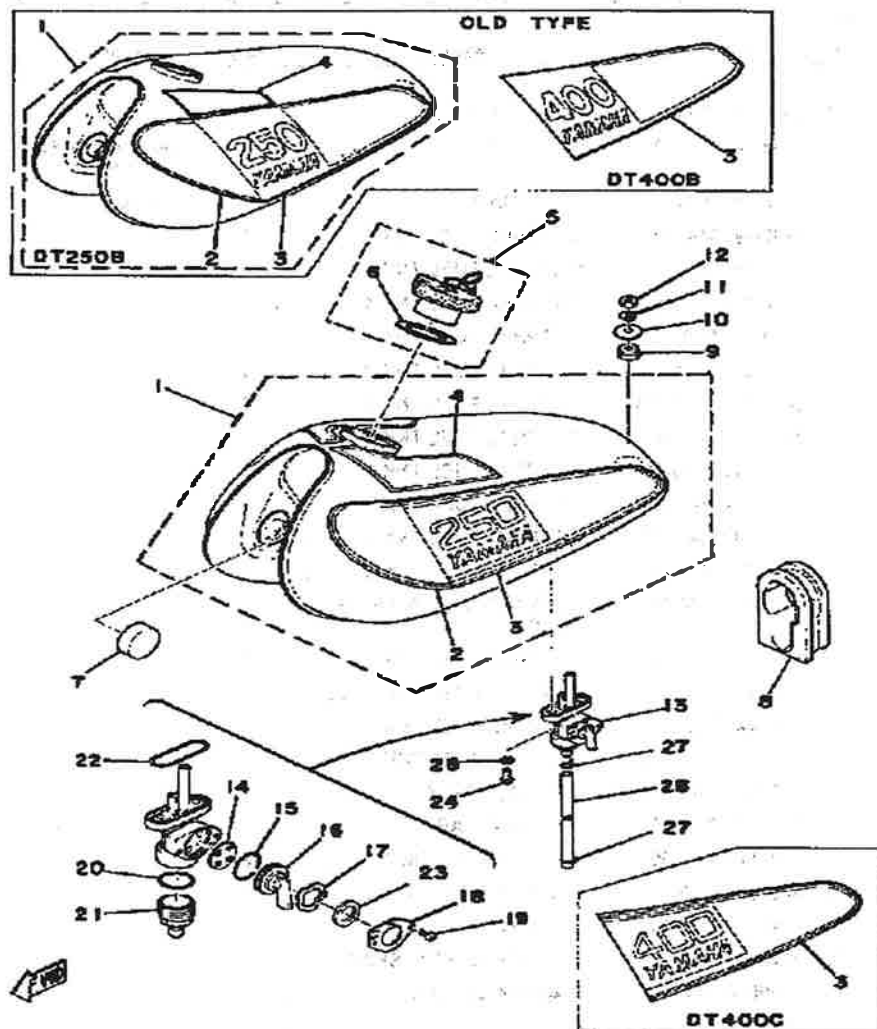
FUEL TANK 250B - C - 400B - C



Ref. No.	Part Number	Description	Qty	Remarks
1	(498-24110-00-01)	FUEL TANK	1	
	(498-24110-00-07)	FUEL TANK	1	NW PORTUGES ORANGE
	(498-24110-00-08)	FUEL TANK	1	COMP YEL
2	(498-24244-00-00)	GRAPHIC, FUEL TNK 1	1	
	(498-24244-01-00)	GRAPHIC, FUEL TNK 1	1	
	(498-24247-00-00)	GRAPHIC, FUEL TNK 4	1	
	(498-24247-01-00)	GRAPHIC, FUEL TNK 4	1	
3	(498-24245-00-00)	GRAPHIC, FUEL TNK 2	1	
	(498-24245-01-00)	GRAPHIC, FUEL TNK 2	1	
	(498-24248-01-00)	GRAPHIC, FUEL TNK 5	1	
	(500-24245-00-00)	GRAPHIC, FUEL TNK 2	1	
	(500-24245-01-00)	GRAPHIC, FUEL TNK 2	1	
	(500-24248-00-00)	GRAPHIC, FUEL TNK 5	1	
	(500-24248-01-00)	GRAPHIC, FUEL TNK 5	1	
	498-24243-00-00	. UNAVAILABLE IN PRICE BOOK	1	
4	(498-24246-00-00)	GRAPHIC, FUEL TNK 3	1	
	(498-24246-01-00)	GRAPHIC, FUEL TNK 3	1	
	(498-24249-00-00)	GRAPHIC, FUEL TNK 6	1	
	(498-24249-01-00)	GRAPHIC, FUEL TNK 6	1	
5	3FR-24602-00-00	CAP ASSEMBLY.	1	
6	498-24612-00-00	. GASKET, CAP	1	
7	278-24181-00-00	DAMPER, LOCATING 1	2	
8	363-24183-00-00	DAMPER, LOCATING 3	1	
9	(90480-25189-00)	GROMMET	1	
10	(90209-10101-00)	WASHER, SPEC'L SHAP	1	
11	92990-10100-00	WASHER, SPRING	1	
12	95303-10700-00	NUT	1	

CONTINUED ON NEXT FRAME ►

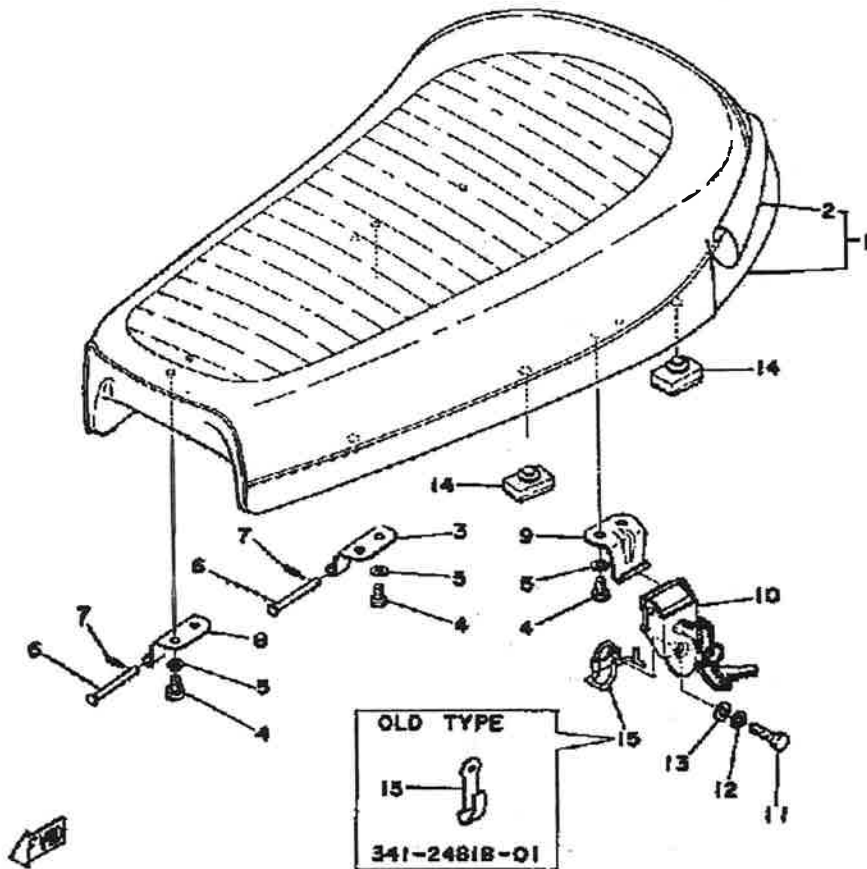
FUEL TANK 250B - C - 400B - C



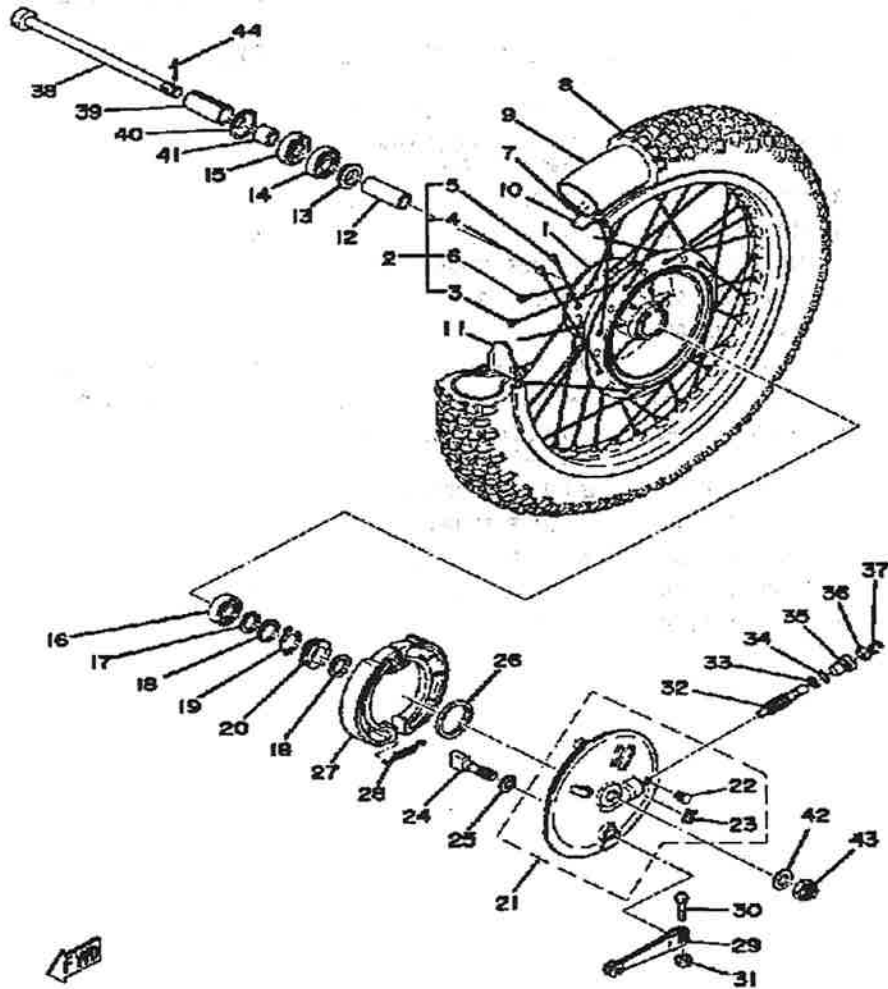
Ref. No.	Part Number	Description	Qty	Remarks
13	498-24500-01-00	FUEL COCK ASSEMBLY 1 (214-24500-02)	1	
14	498-24523-00-00	VALVE	1	
15	214-24513-00-00	GASKET	1	
16	498-24524-01-00	LEVER, COCK	1	
17	498-24525-00-00	PLATE, LVR FITTING	1	
	90206-18025-00	WASHER, WAVE	1	
19	214-24535-00-00	SCREW, PAN HEAD	2	
20	498-24522-00-00	GASKET	1	
21	(498-24521-00-00)	CUP, FILTER	1	
22	214-24512-00-00	GASKET	1	
23	(498-24528-00-00)	GASKET	1	M7-016
24	90149-06011-00	SCREW	2	
25	90202-05187-00	WASHER, PLATE	2	
26	90445-11149-00	HOSE (322-24311-00)	1	
27	90467-10008-00	CLIP	2	

SEAT 250B - C - 400B - C

Ref. No.	Part Number	Description	Qty	Remarks
1	(498-24710-01-00)	SINGLE SEAT ASSEMBLY	1	
2	498-24711-01-00	COVER, SINGLE SEAT (498-24711-00)	1	
3	(437-24726-00-00)	HINGE, SEAT	1	
4	97013-06012-00	BOLT	6	
5	92995-06100-00	WASHER, SPRING	6	
6	91701-05055-00	PIN, CLEVIS	2	
7	90468-10050-00	CLIP	2	
8	248-24726-00-33	HINGE, SEAT	1	YAMAHA BLK
9	(214-24728-00-33)	BRACKET, SEAT	1	YAMAHA BLK
10	1K8-24705-00-00	SEAT LOCK ASSEMBLY (2A3-24705-00)	1	
11	97011-06025-00	BOLT (97001-06025)	1	
12	92995-06100-00	WASHER, SPRING	1	
13	92901-06600-00	WASHER	1	
14	214-24724-00-00	DAMPER, SEAT	4	
15	341-24818-02-00	HOOK, HELMET	1	



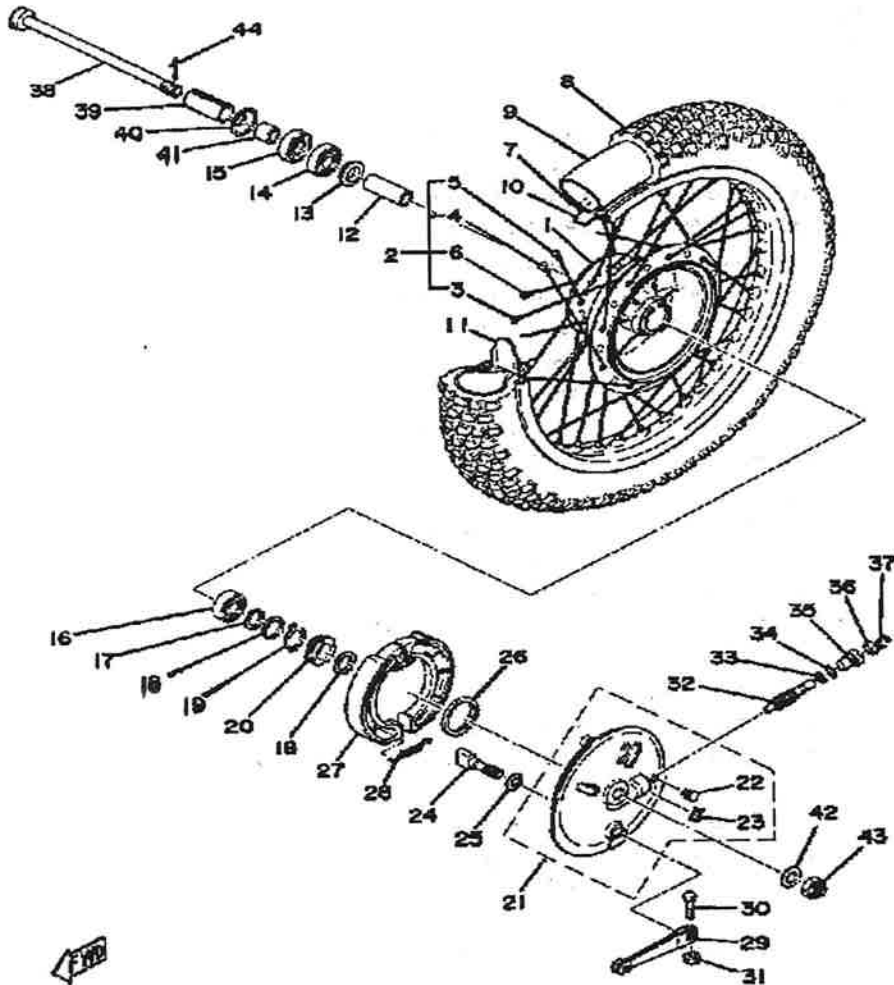
FRONT WHEEL 250B - C - 400B - C



Ref. No.	Part Number	Description	Qty	Remarks
1	(498-25111-00-00)	HUB, FRONT	1	
2	(498-25104-00-00)	SPOKE SET, FRONT	1	
3	(498-25196-90-00)	SPOKE SET, INNER 1	1	
4	(498-25197-90-00)	SPOKE SET, OUTER 1	1	
5	(322-25179-90-00)	SPOKE SET, INNER 2	1	
6	(322-25189-90-00)	SPOKE SET, OUTER 2	1	
7	(94416-21133-00)	RIM 1.60X 1	1	
8	(94130-21316-00)	300X21 DUN TRIUNI	1	
9	94227-21101-00	TUBE (80/100-21 TR4 BTL)	1	
10	(94327-21024-00)	BAND, RIM	1	
11	1T1-25194-00-00	SPACER, BEAD	1	
12	90560-15293-00	SPACER	1	
13	146-25116-00-00	FLANGE, SPACER 2	1	
14	93306-20209-00	BEARING (B6202)	1	
	93306-20211-00	BEARING (6202SH2-C3)	1	
15	93102-20009-00	OIL SEAL	1	
16	93306-20204-00	BEARING (B6202Z)	1	
17	93410-22014-00	CIRCLIP, S-TYPE	1	
18	90201-22283-00	WASHER, PLATE	2	
19	214-25149-01-00	CLUTCH, METER	1	
20	308-25135-00-00	GEAR, DRIVE	1	
21	(498-25120-10-00)	BRAKE SHOE PLT ASSEMBLY	1	
22	90480-10068-00	GROMMET	1	
23	(437-25134-00-00)	LABEL, INDICATOR	1	
24	(214-25151-00-00)	CAMSHAFT	1	
25	90201-25286-00	WASHER, PLATE (341-25147-00)	1	
26	93105-50010-00	OIL SEAL, SDD-TYPE (SDD-50-62-7)	1	

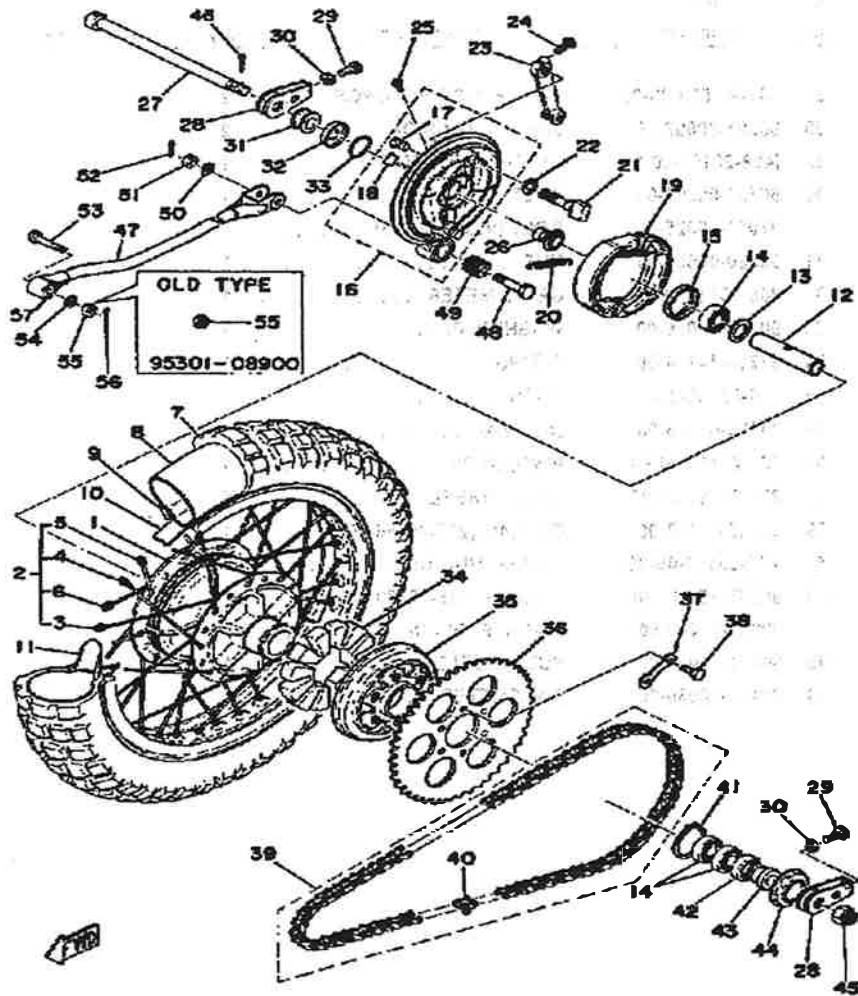
CONTINUED ON NEXT FRAME ►

FRONT WHEEL 250B - C - 400B - C



Ref. No.	Part Number	Description	Qty	Remarks
27	431-W2536-00-00	BRAKESHOE SET-2PCS	2	
28	90507-20002-00	SPRING, TENSION	2	
29	(498-25155-00-00)	LEVER, CAMSHAFT 1	1	
30	90101-06291-00	BOLT	1	
	97011-06025-00	BOLT (97001-06025)	1	
31	95380-06600-00	NUT	1	
32	308-25138-00-00	GEAR, METER	1	
33	90201-07076-00	WASHER, PLATE	1	
34	93210-14104-00	O-RING	1	
35	109-25136-00-00	BUSH	1	
36	93104-07003-00	OIL SEAL	1	
37	102-25137-00-00	RING, STOP	1	
38	275-25181-00-00	AXLE, WHEEL	1	
39	90387-15117-00	COLLAR (275-25186-00)	1	
40	1R0-25118-00-00	COVER, HUB DUST	1	
41	90387-157G5-00	COLLAR (136-25183-00)	1	
42	92990-14200-00	WASHER, PLAIN	1	
43	90171-14020-00	NUT, CASTLE	1	
44	91401-30030-00	PIN, COTTER	1	

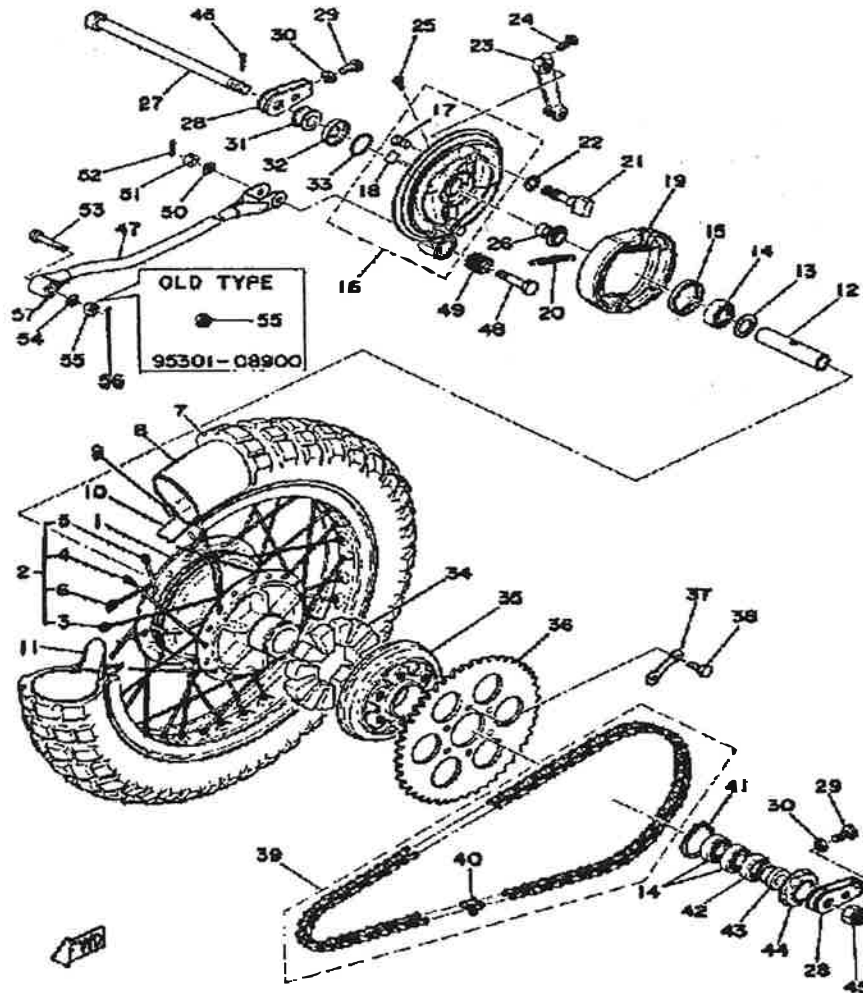
REAR WHEEL 250B - C - 400B - C



Ref. No.	Part Number	Description	Qty	Remarks
1	(438-25311-00-00)	HUB, REAR	1	
2	438-25304-00-00	SPOKE SET, REAR (275-25321-00)	1	
3	(438-25396-90-00)	SPOKE SET, INNER 2	1	
4	(438-25397-90-00)	SPOKE SET, OUTER 2	1	
5	(438-25391-90-00)	SPOKE SET, INNER 1	1	
6	(438-25392-90-00)	SPOKE SET, OUTER 1	1	
7	(94140-18317-00)	400X18 DUN TRI UNI	1	
	94240-18098-00	TUBE (4.00-18)	1	
9	94418-18051-00	RIM 1.85X18 (1.85B-18)	1	
10	94340-18022-00	BAND, RIM (4.00-18)	1	
11	1T2-25394-00-00	SPACER, BEAD	2	
12	90560-17311-00	SPACER	1	
13	146-25315-00-00	FLANGE, SPACER	1	
14	93306-20310-00	BEARING	3	
15	(93104-46029-00)	OIL SEAL, SO-TYPE	1	
16	(438-25320-10-00)	BRAKE SHOE PLT ASSEMBLY	1	
17	90480-10068-00	GROMMET	1	
18	(437-25134-00-00)	LABEL, INDICATOR	1	
19	214-W2535-00-00	BRAKESHOE SET-2PCS	2	
20	90507-20002-00	SPRING, TENSION	2	
21	214-25351-01-00	CAMSHAFT	1	
22	148-25353-00-00	SHIM, CAMSHAFT	1	
23	4V5-25355-00-00	LEVER, CAMSHAFT (168-25355-00)	1	
24	97023-06020-00	BOLT (3XF)	1	
25	93700-06M03-00	NIPPLE, GREASE	1	
26	(90387-17450-00)	COLLAR	1	
27	150-25381-00-00	AXLE, WHEEL	1	

CONTINUED ON NEXT FRAME ►

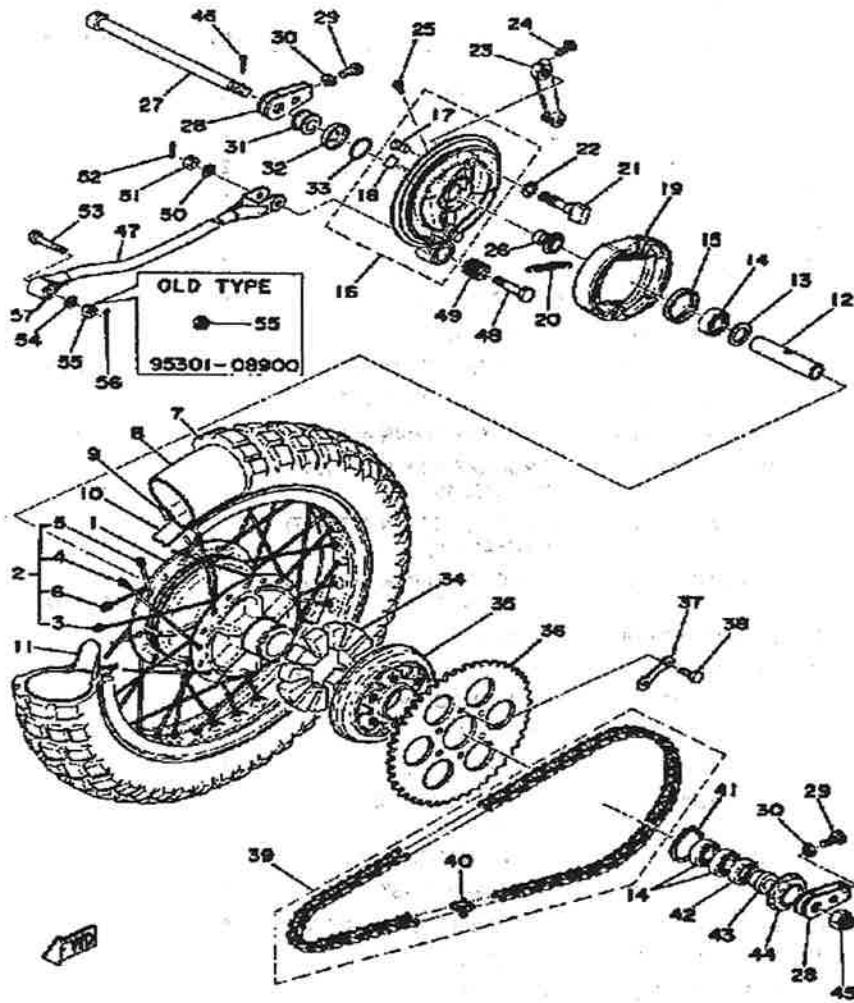
REAR WHEEL 250B - C - 400B - C



Ref. No.	Part Number	Description	Qty	Remarks
28	168-25389-00-00	PULLER, CHAIN 2	2	
29	90101-08699-00	BOLT	2	
30	95303-08700-00	NUT	2	
31	90387-17141-00	COLLAR	1	
32	275-25327-00-00	COVER, PLATE	1	
33	93210-31114-00	O-RING	1	
34	275-25364-00-00	DAMPER	6	
35	(275-25366-00-00)	CLUTCH, HUB	1	
36	(214-25440-10-33)	SPROCKET, DRIVN 40T	1	U.R. STD
	(214-25441-10-33)	SPROCKET, DRIVN 41T	1	U.R.
	(214-25448-10-33)	SPROCKET, DRIVN 48T	1	U.R.
	214-25439-10-33	SPROCKET, DRIVN 39T (39T)	1	U.R.
	214-25447-10-00	SPROCKET, DRIVN 47T (46T)	1	U.R.
	214-25447-10-00	SPROCKET, DRIVN 47T (46T)	1	U.R. STD
37	22W-25412-00-00	WASHER	3	
38	90109-08377-00	BOLT (214-25411-00)	6	
39	9Y585-20103-00	CHAIN 520DS-104L	1	M5-703
40	94685-20001-00	JOINT CHAIN	1	
41	93410-52034-00	CIRCLIP, S-TYPE	1	
42	93106-25003-00	OIL SEAL, DD-TYPE (DD-25-40-9)	1	
43	90387-17140-00	COLLAR (275-25377-00)	1	
44	275-25367-00-00	COVER, HUB DUST	1	
45	90171-16007-00	NUT, CASTLE (275-25382-00)	1	
46	91401-30030-00	PIN, COTTER	1	
47	(363-25371-00-00)	BAR, TENSION	1	
48	(90102-10007-00)	BOLT, WITH HOLE	1	

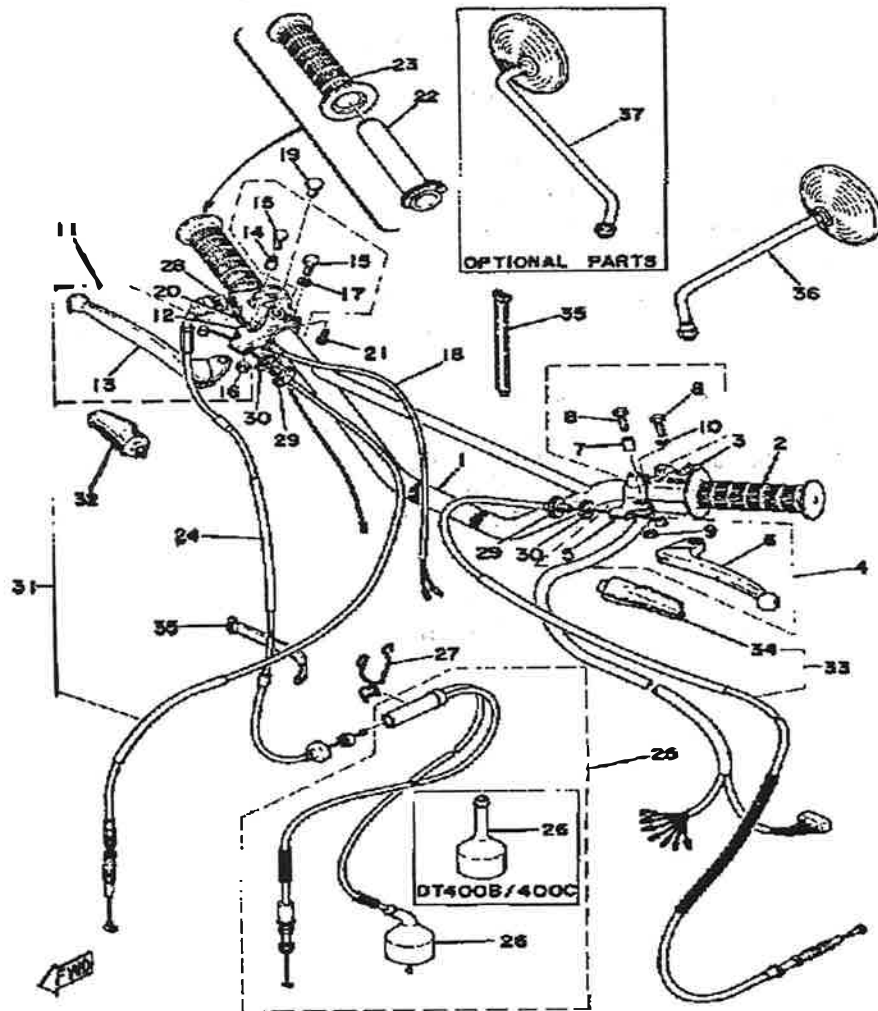
CONTINUED ON NEXT FRAME ►

REAR WHEEL 250B - C - 400B - C



Ref. No.	Part Number	Description	Qty	Remarks
49	(275-22123-00-00)	BUSH 1	1	
50	92990-10100-00	WASHER, SPRING	1	
51	95303-10700-00	NUT	1	
52	91401-25020-00	PIN, COTTER	1	
53	(90102-08019-00)	BOLT, WITH HOLE	1	
54	92990-08100-00	WASHER	1	
55	95301-08900-00	NUT, SLOTTED (98801-08500) .	1	
	95333-08600-00	NUT	1	
56	91490-20020-00	PIN, COTTER	1	
57	(363-22123-00-00)	BUSH 1	1	

HANDLE - WIRE 250B - C - 400B - C

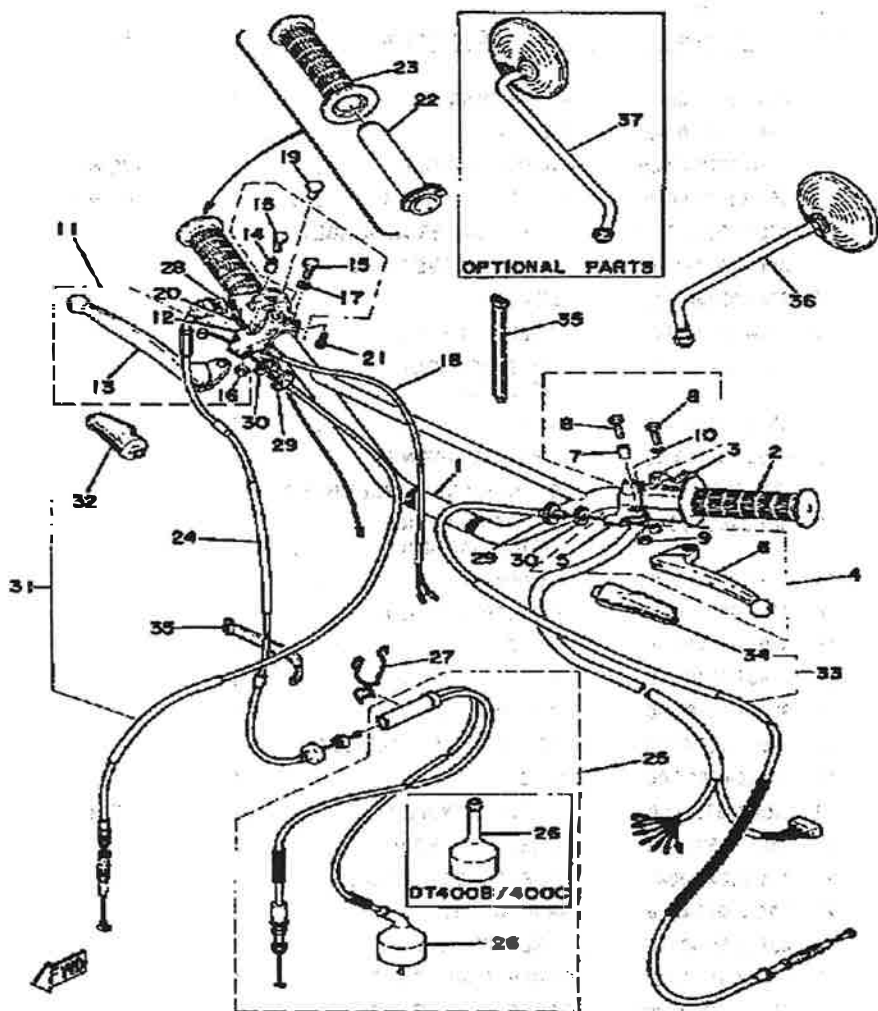


Ref. No.	Part Number	Description	Qty	Remarks
1	438-26111-00-00	HANDLEBAR	1	
2	214-26241-00-00	GRIP LH	1	
3	498-83972-62-00	SWITCH, HANDLE 4	1	SEE NOTE
	558-83972-60-00	SWITCH, HANDLE 4	1	SEE NOTE
4	498-82910-00-00	LEVER HOLDER ASSEMBLY 1	1	
5	3Y6-82911-00-00	. HOLDER, LEVER 1	1	
6	214-83912-00-00	. LEVER 1	1	
7	214-83913-00-00	. COLLAR, LEVER 1	1	
8	97003-06022-00	. BOLT, HEXAGON (97301-06022)	2	
9	95601-06100-00	. NUT, U	1	
10	92995-06100-00	. WASHER, SPRING	1	
11	(361-82920-92-00)	LEVER HOLDER ASSEMBLY 2	1	
12	361-82920-93-00	. HOLDER, LEVER 2 (36182-92131-00)	1	
13	233-83922-30-00	. LEVER R	1	
14	214-83913-00-00	. COLLAR, LEVER 1	1	
15	97013-06012-00	. BOLT	2	
16	95601-06100-00	. NUT, U	1	
17	92995-06100-00	. WASHER, SPRING	1	
18	395-83980-00-00	STOP SWITCH ASSEMBLY	1	
19	90338-09012-00	PLUG	1	
20	1R6-83976-01-00	SWITCH, HANDLE 1	1	SEE NOTE
21	98580-05020-00	SCREW, PAN HEAD	2	
22	434-26243-00-00	TUBE, THROTTLE GUIDE	1	
23	1A0-26242-01-00	GRIP (RIGHT)	1	
24	437-26311-02-00	CABLE, THROTTLE 1	1	
25	498-26312-00-00	CABLE, THROTTLE 2	1	
	500-26312-02-00	CABLE, THROTTLE 2	1	

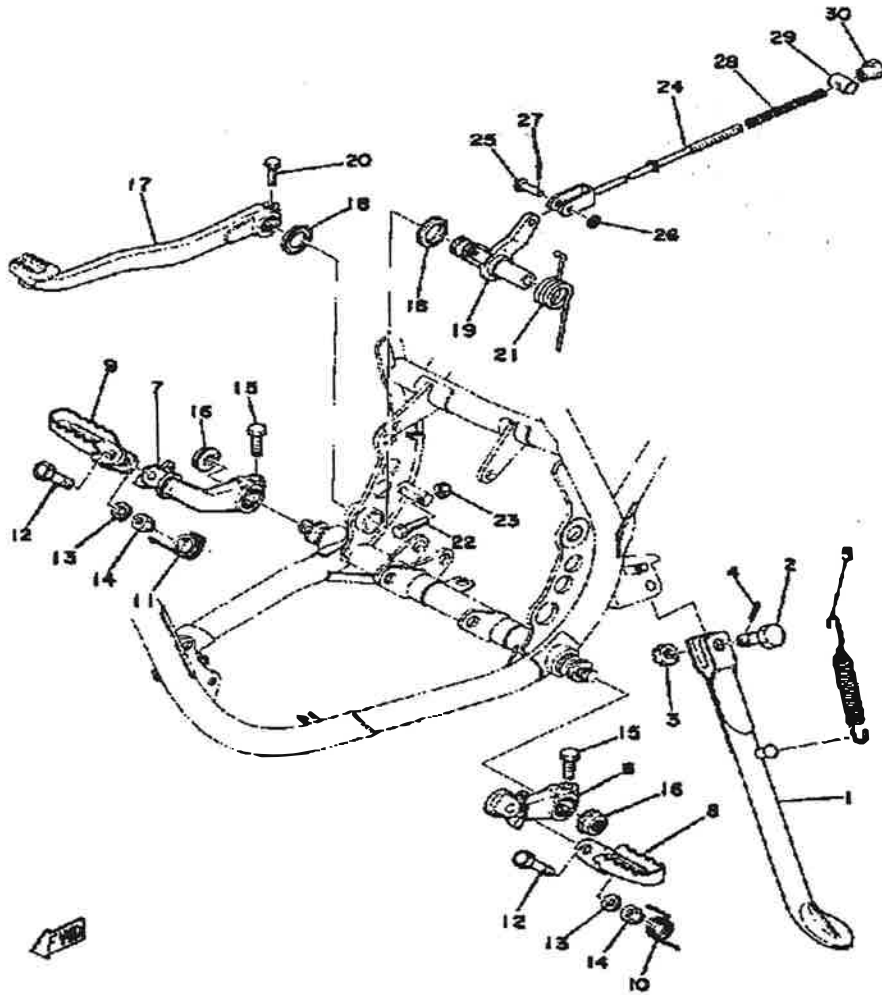
CONTINUED ON NEXT FRAME ►

HANDLE - WIRE 250B - C - 400B - C

Ref. No.	Part Number	Description	Qty	Remarks
26	360-26329-02-00	. CAP, RUBBER 0 0	1	
	500-26329-01-00	. CAP, RUBBER	1	
27	438-26312-01-00	CABLE, THROTTLE 2	1	
28	90170-10038-00	NUT, HEXAGON	1	
29	90123-08046-00	BOLT	2	
30	90179-08148-00	NUT	2	
31	1M1-26341-00-00	CABLE, BRAKE (1180MM)	1	
32	498-26372-00-00	. COVER, HANDLE LEVER 1	1	
33	363-26335-03-00	CABLE, CLUTCH	1	
34	382-26372-01-00	. COVER, HANDLE LEVER	1	
35	341-26397-01-00	BAND	8	
36	341-26290-10-00	MIRROR ASSEMBLY LH	1	CONVEX MIRROR
37	341-26290-01-00	BACK MIRROR RH (341-26290-01)	1	CONVEX MIRROR MIRROR OPTIONAL PART
	360-W0087-20-00	KNB SET, HDLBR SWCH	1	REPLACEMENT PART
	444-W0087-10-00	KNB SET, HDLBR SWCH	1	REPLACEMENT PART



STAND - FOOTREST - BRAKE PEDAL 250B

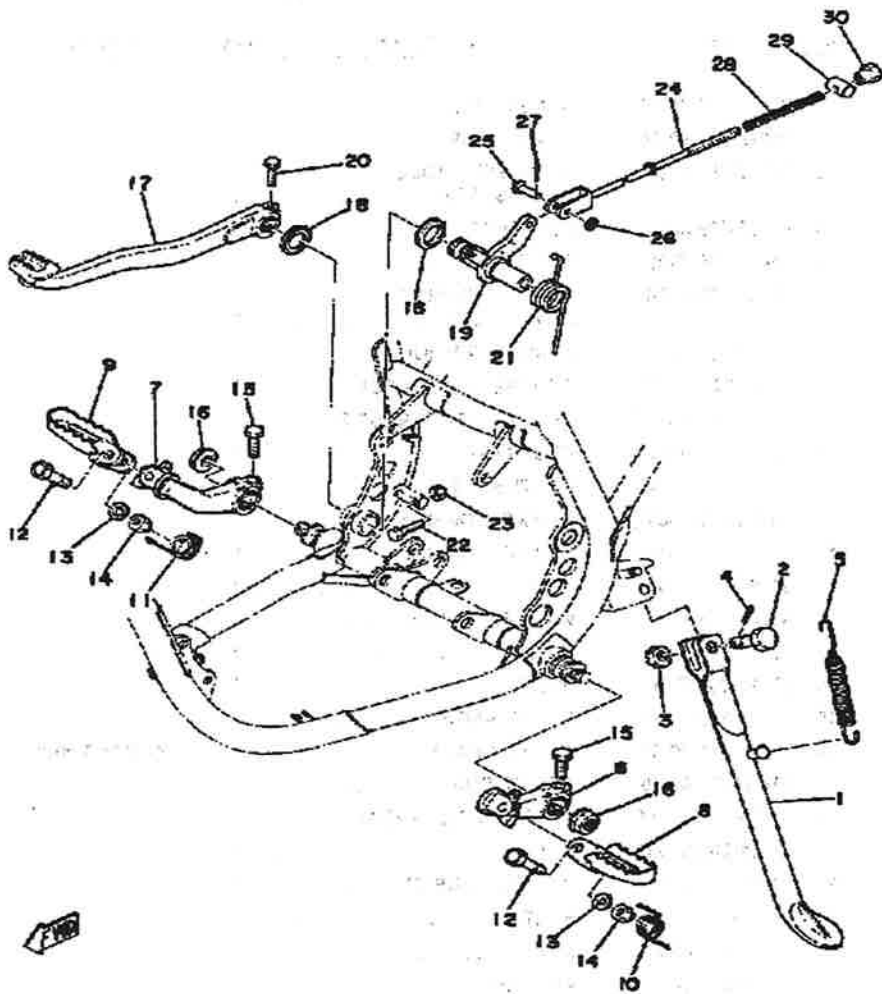


Ref. No.	Part Number	Description	Qty	Remarks
1	214-27311-01-00	STAND, SIDE	1	
	456-27311-00-00	STAND, SIDE	1	
2	90102-10006-00	BOLT, WITH HOLE (278-27317-00)	1	
3	95303-10900-00	NUT, SLOTTED	1	
4	91490-20025-00	PIN, SPLIT	1	
5	90507-29004-00	SPRING, TENSION (214-27316-00)	1	
	90507-29021-00	SPRING, TENSION	1	
6	(498-27412-00-00)	BRACKET, FOOTREST 1	1	
7	(498-27422-00-00)	BRACKET, FOOTREST 2	1	
8	434-27411-00-35	FOOTREST 1	1	
9	434-27421-00-35	FOOTREST 2	1	
10	90508-26138-00	SPRING, TORSION	1	
11	90508-26139-00	SPRING, TORSION	1	
12	90101-08250-00	BOLT	2	
13	90201-084G3-00	WASHER, PLATE	2	
14	95611-08100-00	NUT, U	2	
15	97013-08025-00	BOLT	2	
16	95701-12500-00	NUT, FLANGE	2	
17	498-27211-00-33	PEDAL, BRAKE	1	YAMAHA BLK
18	498-27235-00-00	COVER, DUST	2	
19	(498-27212-00-00)	SHAFT, BRAKE PEDAL	1	
20	97011-06020-00	BOLT	1	
21	90508-45167-00	SPRING, TORSION	1	
22	(90109-06339-00)	BOLT	1	
23	95380-06700-00	NUT	1	
24	363-27231-00-00	ROD, BRAKE	1	
25	90240-06006-00	PIN, CLEVIS	1	

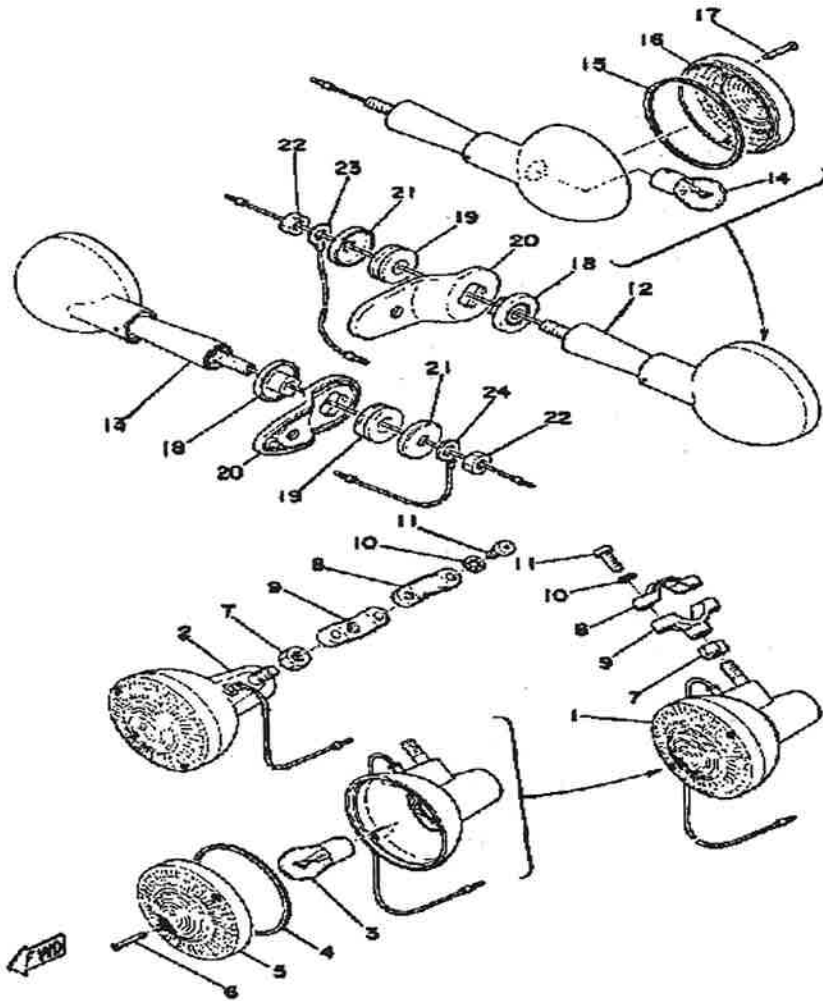
CONTINUED ON NEXT FRAME ►

STAND - FOOTREST - BRAKE PEDAL 250B

Ref. No.	Part Number	Description	Qty	Remarks
26	92990-06200-00	WASHER	1	
27	91401-25020-00	PIN, COTTER	1	
28	90501-10245-00	SPRING, COMPRESSION	1	
29	90249-12008-00	PIN	1	
30	90179-06411-00	NUT	1	



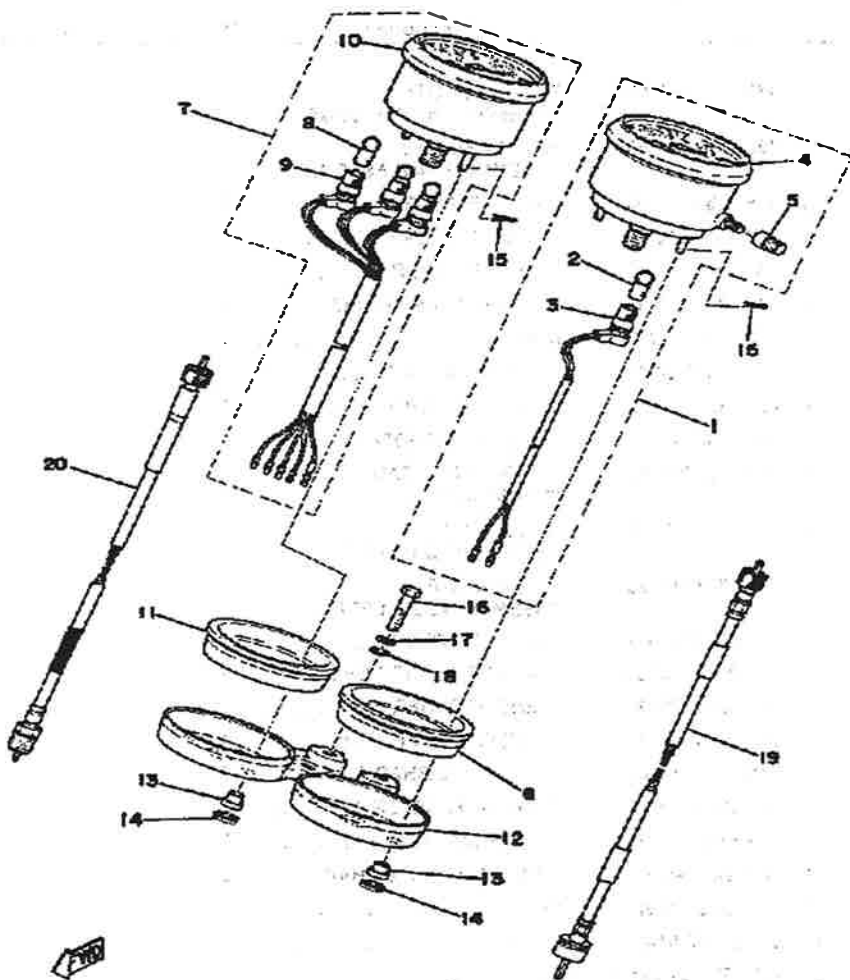
FLASHER LIGHT 250B - C - 400B - C



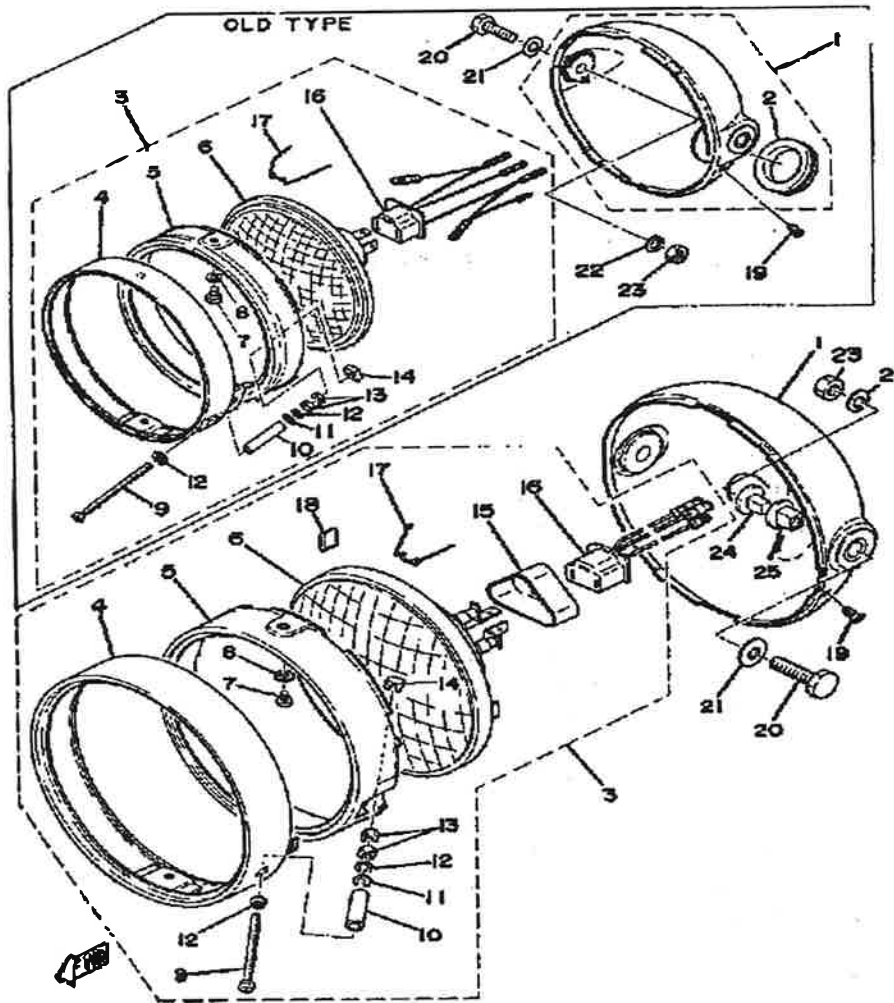
Ref. No.	Part Number	Description	Qty	Remarks
1	438-83310-62-93	FRT FLSHR LITE ASSEMBLY LAMP ASSEMBLY	1	
2	438-83310-62-93	FRT FLSHR LITE ASSEMBLY LAMP ASSEMBLY	1	
3	115-83311-60-00	. BULB, FLASHER	2	
4	3Y6-83313-00-00	. GASKET, FLSHR LENS	2	
5	341-83312-70-00	. LENS, FLASHER	2	
6	341-83333-70-00	. SCREW, LENS FITTING	4	
7	95333-08600-00	NUT	2	
8	275-83318-00-00	STAY, FLASHER 1	2	
9	437-83328-01-00	STAY, FLASHER 2	2	
10	92901-06300-00	WASHER, IN.Tooth	4	
11	98503-06014-00	SCREW, PAN HEAD (92502-06016)	4	
12	438-83330-61-93	R FLSHR LITE ASSEMBLY ASSY, LEFT	1	
13	438-83330-61-93	R FLSHR LITE ASSEMBLY ASSY, LEFT	1	
14	115-83311-60-00	. BULB, FLASHER	2	
15	3Y6-83313-00-00	. GASKET, FLSHR LENS	2	
16	341-83332-70-00	. LENS, FLASHER	2	
17	341-83333-70-00	. SCREW, LENS FITTING	4	
18	341-83316-01-00	COLLAR, FLASHER 1	2	
19	341-83321-01-00	DAMPER, FLASHER 1	2	
20	438-83368-01-93	STAY, FLASHER	2	
21	90209-08098-00	WASHER, SPEC"L SHAP	2	
22	95333-08600-00	NUT	2	
23	256-83346-01-00	CORD	1	
24	(438-83346-00-00)	CORD	1	
25	360-83367-09-00	BOLT, STUD	2	

SPEEDOMETER - TACHOMETER 250B - C

Ref. No.	Part Number	Description	Qty	Remarks
1	(438-83570-31-00)	SPEEDOMETER ASSEMBLY ..	1	MILE/H
2	122-83516-10-00	. BULB (122-83516-10)	1	
3	(438-83536-30-00)	SOCKET, METER	1	
4	(437-83513-00-00)	DAMPER	1	
5	(308-83578-30-00)	KNOB, TRIP METER	1	
6	(438-83526-00-00)	DAMPER 2	1	
	(438-83526-01-00)	DAMPER 2	1	
7	(438-83540-02-00)	TACHOMETER ASSEMBLY ...	1	
8	122-83516-10-00	. BULB (122-83516-10)	3	
9	(437-83520-30-00)	SOCKET CORD ASSEMBLY ..	1	
10	(437-83513-00-00)	DAMPER	1	
11	(438-83526-01-00)	DAMPER 2	1	
	(438-83592-00-00)	DAMPER	1	
12	438-83519-02-98	BRACKET, METER	1	
	438-83519-02-98	BRACKET, METER	1	FROSTINGBLACK
13	437-83523-00-00	DAMPER	4	
14	437-83524-00-00	WASHER, SPECIAL	4	
15	90468-10050-00	CLIP	4	
16	97021-06030-00	BOLT	2	
17	92995-06100-00	WASHER, SPRING	2	
18	92901-06600-00	WASHER	2	
19	1JN-83550-01-00	SPEEDOMETER CABLE ASSEMBLY (3R9-83550-00-00) .	1	
20	438-83560-01-00	TACHOMETER CABLE (438-83560-00)	1	

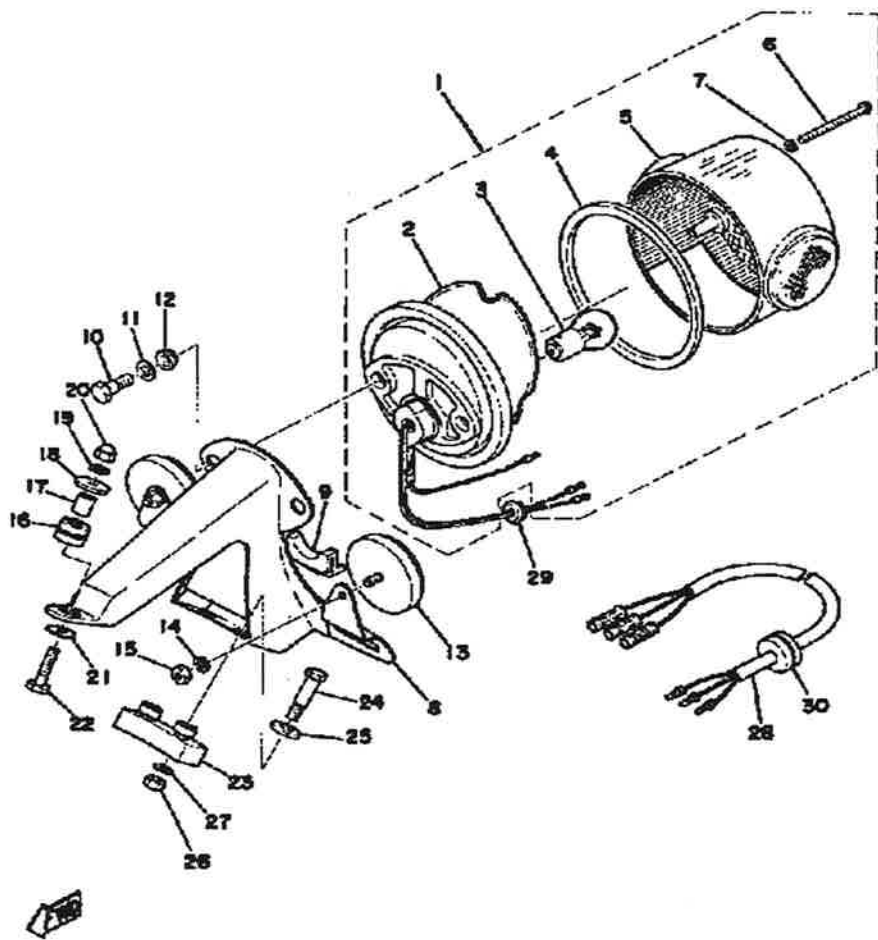


HEADLIGHT 250B - C - 400B - C



Ref. No.	Part Number	Description	Qty	Remarks
1	(498-84130-60-20)	BODY ASSEMBLY, HEADLIGHT	1	CRYSTALSILVER
2	214-84153-60-00	. GROMMET, WIREHERNESS	1	
4	498-84115-60-00	. RIM, HEADLIGHT	1	
5	498-84195-60-00	. RING, RETAINING	1	
6	2A6-84120-60-00	. LENS ASSEMBLY	1	
	498-84120-61-00	. LENS ASSEMBLY	1	
7	438-84194-60-00	. RING, MOUNTING	2	
8	92990-05100-00	. WASHER, SPRING	2	
9	90157-04001-00	. SCREW, PAN HEAD	1	
10	438-84133-60-00	. COLLAR, SCREW	1	
11	92990-04200-00	. WASHER, PLAIN	1	
12	92901-04100-00	. WASHER, SPRING	2	
13	95301-04600-00	. NUT	2	
14	198-84334-60-00	. NUT, ADJUSTING	1	
15	341-84397-61-00	. COVER, SOCKET	1	
16	261-84312-61-00	. SOCKET	1	
	371-84312-60-00	. SOCKET	1	
17	148-84324-00-00	. SPRING, REFLECTOR	3	
	507-84324-60-00	. SPRING, REFLECTOR	3	
18	498-84128-60-00	. SPACER	1	
19	90152-05005-00	SCREW, COUNTERSUNK	1	
20	(97304-08025-00)	BOLT, HEXAGON	2	
	97303-08035-00	BOLT, HEXAGON	2	
21	92990-08200-00	WASHER, PLAIN	2	
22	92990-08100-00	WASHER	2	
23	95333-08600-00	NUT	2	
24	214-84145-60-00	COLLAR, BODY FTNG	1	M6-028
25	(214-84143-60-00)	DAMPER, HDLT STAY	1	M6-028

TAILLIGHT 250B - C - 400B - C

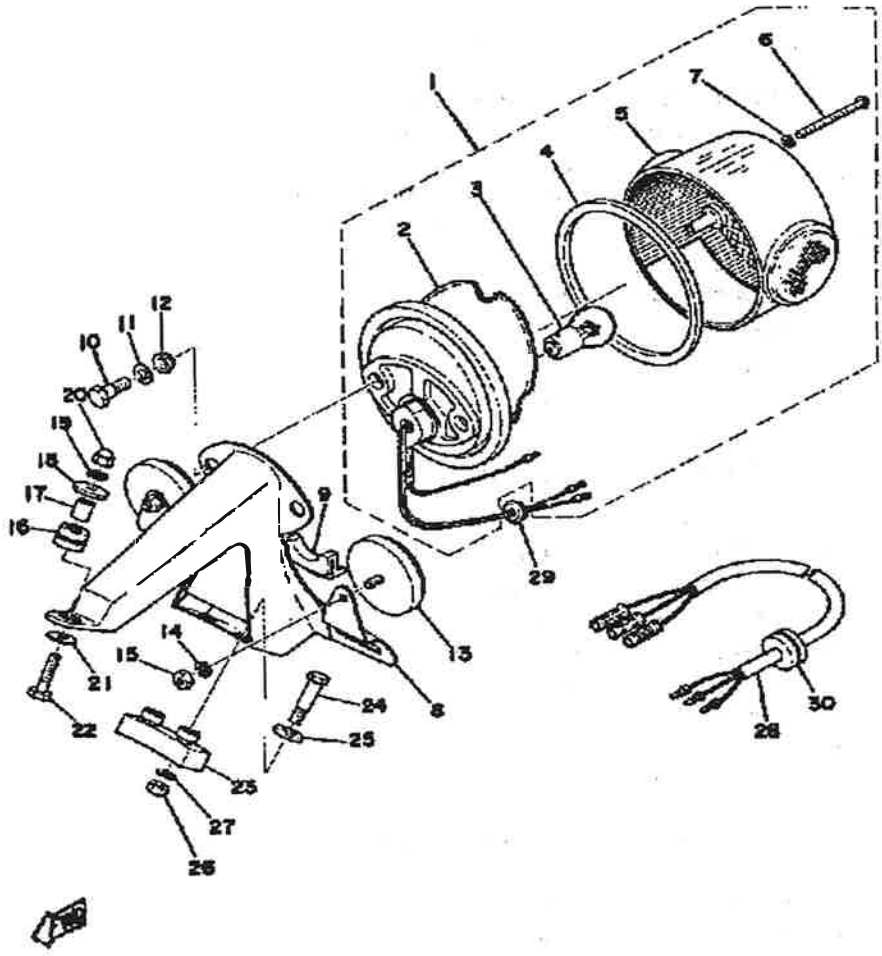


Ref. No.	Part Number	Description	Qty	Remarks
1	437-84510-62-00	TAILLIGHT UNIT ASSEMBLY	1	
2	(444-84711-61-00)	BASE, TAILLIGHT	1	
3	1M1-84514-60-00	. BULB	1	
4	275-84523-60-00	. GASKET, LENS	1	
5	341-84721-60-00	. LENS, TAILLIGHT	1	
6	98580-04055-00	. SCREW, LENS FITTING	3	
7	341-84722-60-00	. WASHER	3	
8	(437-84551-61-20)	BRACKET, LICENCE	1	CRYTL BILV
9	(437-84527-60-00)	DAMPER	1	
10	(479-84526-00-00)	SCREW	2	
11	2H7-84754-00-00	WASHER, SPECIAL	2	
12	275-84527-60-00	DAMPER	2	
13	449-85131-02-00	REFLECTOR, REAR 1	2	
14	92990-05100-00	WASHER, SPRING	2	
15	95380-05600-00	NUT	2	
16	90480-14023-00	GROMMET	1	
17	90387-07390-00	COLLAR	1	
18	90209-06095-00	WASHER, SPEC'L SHAP (102-28323-00)	1	
19	92995-06100-00	WASHER, SPRING	1	
20	95303-06800-00	NUT (CROWN)	1	
21	90201-06067-00	WASHER, PLATE	1	
22	97011-06025-00	BOLT (97001-06025)	1	
23	308-84553-00-00	DAMPER	1	
24	90109-06022-00	BOLT (338-84552-00)	2	
25	90209-08125-00	WASHER	2	
26	95380-06600-00	NUT	2	
27	92995-06100-00	WASHER, SPRING	2	
28	438-84517-00-00	CORD, TAILLIGHT	1	

CONTINUED ON NEXT FRAME ►

TAILLIGHT 250B - C - 400B - C

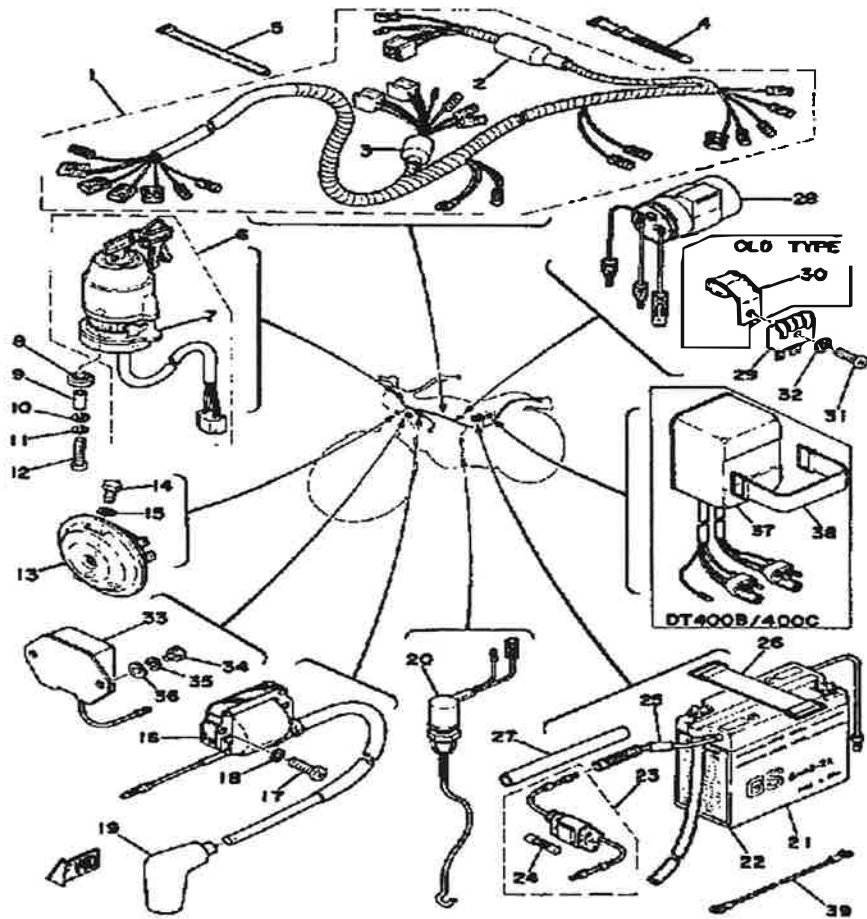
Ref. No.	Part Number	Description	Qty	Remarks
29	90480-12013-00	GROMMET	1	
30	90480-15061-00	GROMMET	1	



ELECTRICAL 250B - C - 400B - C

Ref. No.	Part Number	Description	Qty	Remarks
----------	-------------	-------------	-----	---------

1	(498-82590-20-00)	WIRE HARNESS ASSEMBLY ..	1	
	(498-82590-21-00)	WIRE HARNESS ASSEMBLY ..	1	
	(498-82590-22-00)	WIRE HARNESS ASSEMBLY ..	1	
	(500-82590-20-00)	WIRE HARNESS ASSEMBLY ..	1	
	(500-82590-21-00)	WIRE HARNESS ASSEMBLY ..	1	
	(500-82590-22-00)	WIRE HARNESS ASSEMBLY ..	1	
2	(307-82599-01-00)	COVER, CONNECTER	1	
3	(498-82599-00-00)	COVER, CONNECTER	1	
4	437-83936-01-00	BAND, SWITCH CORD	2	
5	341-26397-01-00	BAND	3	
6	443-82508-21-00	MAIN SWITCH ASSEMBLY ...	1	
7	437-82555-00-00	DAMPER, MAIN SWCH 1 SWITCH 1	1	
8	1M1-82556-00-00	DAMPER, STOPPER	2	
9	437-82516-00-00	COLLAR, MAIN SWITCH	2	
10	92990-05200-00	WASHER, PLAIN	2	
11	92990-05100-00	WASHER, SPRING	2	
12	98503-05025-00	SCREW, PAN HEAD (98501-05025)	2	
13	437-83371-13-00	HORN	1	
14	97013-06012-00	BOLT	2	
15	92995-06100-00	WASHER, SPRING	2	
16	498-82310-40-00	IGNITION COIL ASSEMBLY ...	1	
	5G4-82310-40-00	IGNITION COIL ASSEMBLY (J17-82310-21)	1	
17	98580-06020-00	SCREW	2	
18	92995-06100-00	WASHER, SPRING	2	
19	56J-82370-00-00	PLUG CAP ASSEMBLY	1	
20	438-82530-01-00	STOP SWITCH ASSEMBLY ...	1	
21	BTY-6N4B2-A3-00	YUASA 6N4B-2A 3	1	



DT400C

Field Coil (and/or) Charging Coil Resistance	Yellow - 0.21Ω ± 10% / Green/Red - 0.30Ω ± 10%
Battery (mfr.) (model) (charging rate)	G.S. or F.B. / 6N4B-2A-3 / 0.4A x 10 hours
Headlight/Tailight Rating	8V/30W/30 / 8V8.3W
Source Coil Res.	127Ω ± 10% (Brown/Black)
Pulse Coil Res.	100Ω ± 10% (White/Green-White/Red)

CONTINUED ON NEXT FRAME ►