

YAMAHA

PARTS LIST

MODEL LT2
MODEL LT2M
(U.S.A.)

www.legends-yamaha-enduros.com

NOTICE

ALL PART NUMBERS CONTAINED IN THIS CATALOGUE ARE COMPRISED OF TEN DIGITS. WHEN ORDERING, PLEASE ADD TWO ZEROS TO THE END OF EACH PART NUMBER REQUIRED TO CONVERT THE TEN DIGITS INTO THE NEW TWELVE DIGIT NUMBERS.

YAMAHA

PARTS LIST

MODEL LT2


MODEL LT2M

(U.S.A.)

www.legends-yamaha-enduros.com



LT2-M



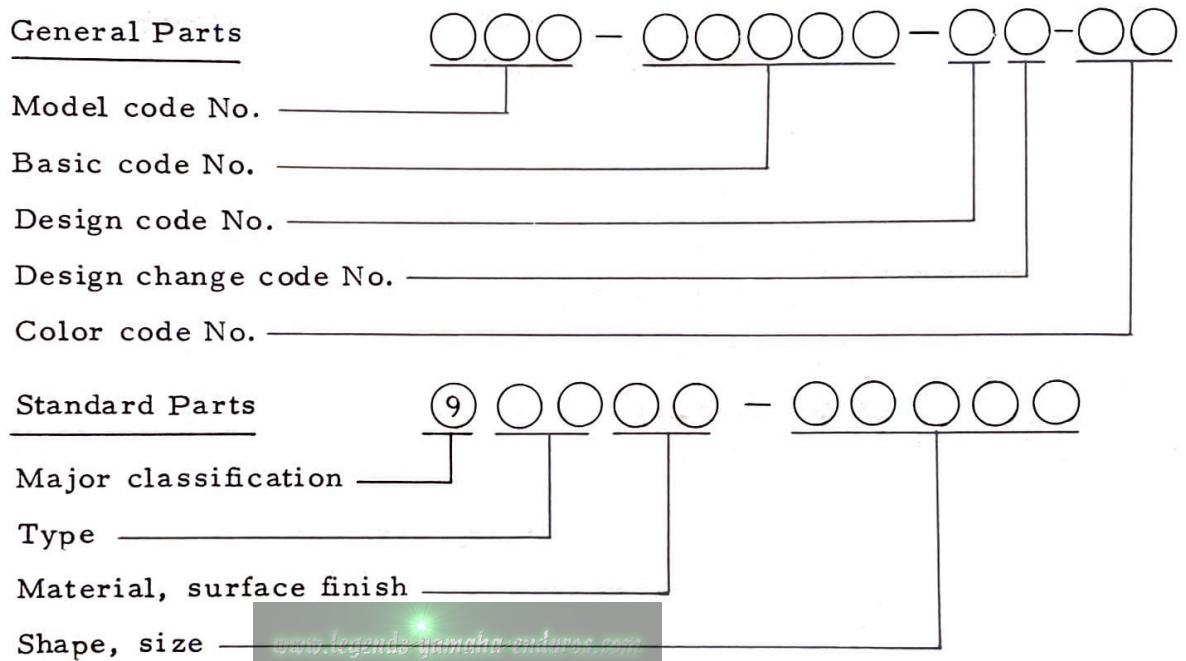
LT2-M

FOREWORD

This Parts List relates to the parts in use for the Yamaha LT2/LT2-M. When you are ordering replacement parts for the LT2/LT2-M, refer to this Parts List and quote both part numbers and part names correctly.

1. Structure of Part No.

Yamaha parts are divided largely into two categories; general parts and standard parts, and each part No. has the following structure:



Note: Every standard No. begins with 9.

2. How to Use this Parts List

- (1) Except for steel balls (whose size is indicated in inches), the size of all parts is indicated in millimeters in the following manner.

Pipe (rubber or vinyl) Inside diameter - length
 O-ring Sectional area - inside diameter
 Washer, shim, collar Inside diameter - outside diameter -
 thickness (length)

- (2) Parts, which are to be supplied in the form of assemblies, are listed with an indention of one letter's space, and a dot (.) is put

against the name of each part. If any two different assemblies (e.g., right and left side components) consist of almost the same type components, these two assemblies are listed in two lines, and then the names of component parts are listed in the subsequent lines with an indention as mentioned earlier. The quantity of parts is given in the following manner; that is, in the case of parts being the same in type between the right and left, a total quantity of parts is given. On the other hand, if the right and left side parts are different in type, the quantity of part(s) on each side is given.

Example

Description	Q'ty
CARBURETOR ASS'Y, left	1
CARBURETOR ASS'Y, right	1
. JET, pilot	2
. NOZZLE, main	2
⋮	
. LEVER, starter, left	1
. LEVER, starter, right	1

(3) Key to Symbols

- U.R. Use size (thickness) and/or number as required
- T Number of teeth in a gear
- V Voltage for light bulbs
- S "S" type oil seal or "S" type circlip
- SD "SD" type oil seal
- SO "SO" type oil seal
- SW "SW" type oil seal
- E "E" type circlip
- R "R" type circlip

F/No. Frame No. (Applicable machine No.)

- (4) The right and left in relation to parts are determined on the basis of the rider facing toward the front.
- (5) This Parts List is based on the model in the production line on July, 1971. Accordingly, if any modifications which have been made to parts will be announced in the Yamaha Parts News. It is advisable that according to the Yamaha Parts News, You will make necessary corrections to the Parts List on hand to keep it up-to-dated.

CONTENTS

ENGINE

Fig. 1	Crankcase	1
Fig. 2	Crankcase Cover	3
Fig. 3	Crank · Piston	5
Fig. 4	Clutch	9
Fig. 5	Transmission	11
Fig. 6	Shifter A	15
Fig. 7	Shifter B	19
Fig. 8	Starter	21
Fig. 9	Air Cleaner	23
Fig. 10	Carburetor	25
Fig. 11	Muffler	29
Fig. 12	Oil Pump	31
Fig. 13	Flywheel Magneto	35

CHASSIS

Fig. 14	Frame	39
Fig. 15	Rear Arm · Chain Case · Rear Cushion	43
Fig. 16	Stand · Footrest · Brake Pedal	45
Fig. 17	Front Fender · Rear Fender	47
Fig. 18	Front Fork	49
Fig. 19	Steering	53
Fig. 20	Handle · Wire	55
Fig. 21	Fuel Tank	59
Fig. 22	Oil Tank	63
Fig. 23	Seat	65
Fig. 24	Front Wheel	67
Fig. 25	Rear Wheel	71
Fig. 26	Head Lamp · Speedometer	77
Fig. 27	Tail Lamp	81

Fig. 28	Flasher Lamp	85
Fig. 29	Electrical	87

LT2-M

Fig. 30	Engine	93
Fig. 31	Air Cleaner	97
Fig. 32	Carburetor	99
Fig. 33	Frame · Seat · Rear Cushion	103
Fig. 34	Fender · Handle	105
Fig. 35	Front Fork	109
Fig. 36	Front, Rear Wheel	113

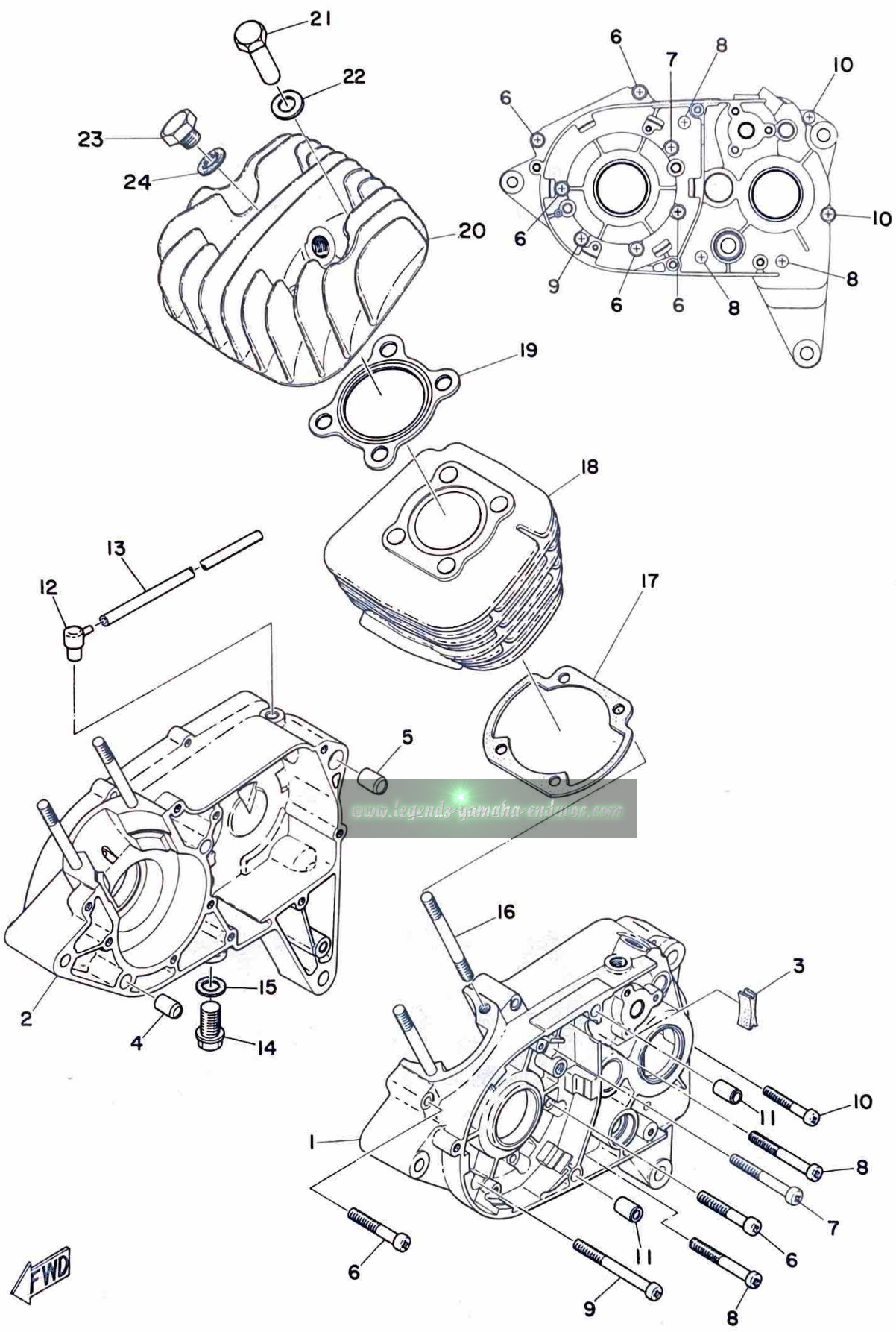
NUMERICAL INDEX

ENGINE

www.legends-yamaha-enduros.com



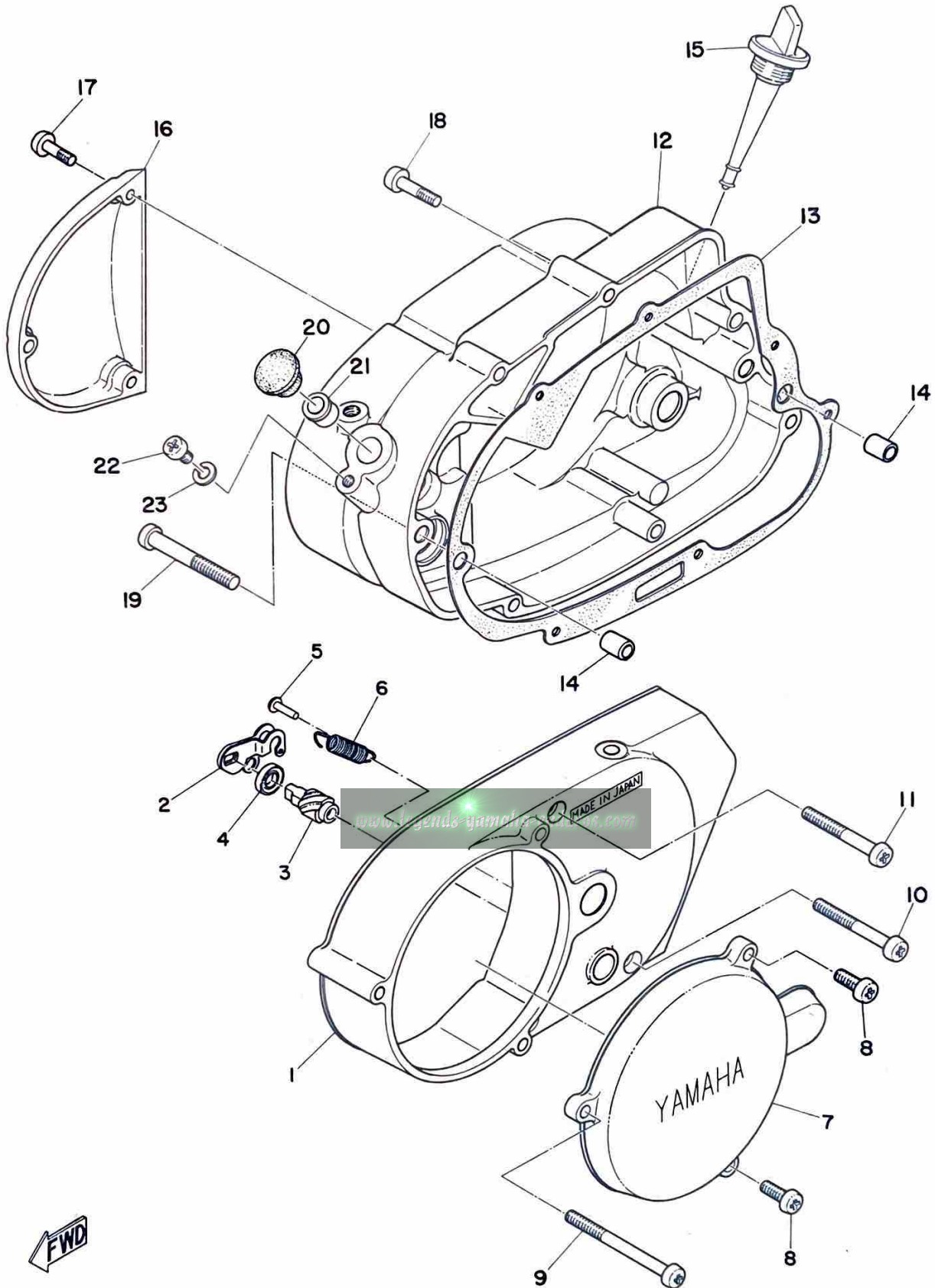
Fig. 1 CRANKCASE



CRANKCASE

Ref. No.	Parts No.	Description	Q'ty	Applicable Machine No.	Remarks
1- 1	276-15111-00	CASE, crank left	1		
1- 2	276-15121-01	CASE, crank right	1		
1- 3	248-15357-00	GROMMET	1		
1- 4	91810-08016	PIN, dowel (9.8-12-16)	1		
1- 5	91800-16016	PIN, dowel (10.5-14-16)	1		
1- 6	92501-06045	SCREW, pan head	5		
1- 7	92501-06060	SCREW, pan head	1		
1- 8	92501-06055	SCREW, pan head	3		
1- 9	92501-06065	SCREW, pan head	1		
1-10	92501-06040	SCREW, pan head	2		
1-11	91810-03014	PIN, dowel (8.5-10-14)	2		
1-12	120-15371-00	BREATHER	1		
1-13	304-15373-00	PIPE, breather (5-200)	1		
1-14	132-15351-00	PLUG, drain	1		
1-15	132-15353-00	GASKET, drain plug	1		
1-16	276-11361-00	BOLT, cylinder holding	4		
1-17	276-11351-00	GASKET, cylinder	1		
1-18	305-11311-00	CYLINDER	1		
1-19	305-11181-00	GASKET, cylinder head	1		
1-20	305-11111-00-94	HEAD, cylinder	1		
1-21	248-11171-00	NUT, cylinder holding	4		
1-22	248-11175-00	WASHER, plain	4		
1-23	214-11197-00	PLUG, blind	1		
1-24	214-11198-01	GASKET	1		

Fig. 2 CRANKCASE COVER



CRANKCASE COVER

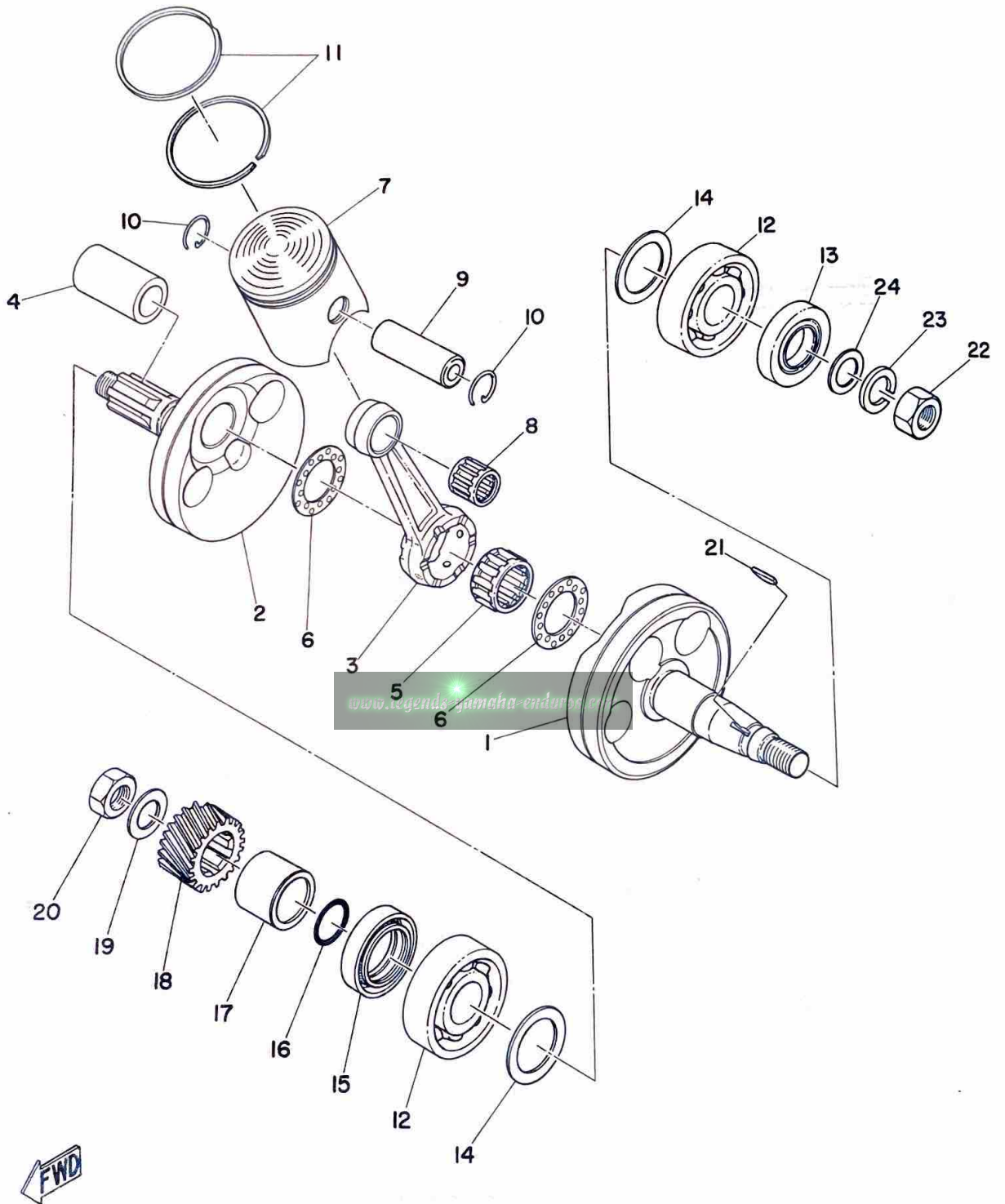
Ref. No.	Parts No.	Description	Q'ty	Applicable Machine No.	Remarks
2- 1	276-15410-00	CRANK CASE COVER ASS'Y, left	1		
2- 2	276-16342-00	. LEVER, push	1		
2- 3	241-16341-01	. SCREW, push	1		
2- 4	93104-11028	. OIL SEAL (SO-10.5-15-3)	1		
2- 5	132-16346-00	. FOOK, spring	1		
2- 6	132-16345-00	. SPRING, lever return	1		
2- 7	276-15415-00	COVER, generator	1		
2- 8	92501-06018	SCREW, pan head	2		
2- 9	92501-06060	SCREW, pan head	1		
2-10	92501-06050	SCREW, pan head	2		
2-11	92501-06045	SCREW, pan head	1		
2-12	276-15421-02	COVER, crank case right	1		
2-13	315-15451-00	GASKET, crank case cover	1		
2-14	91810-03014	PIN, dowel (8.5-10-14)	2		
2-15	315-15362-00	PLUG, oil level	1		
2-16	248-15416-00	COVER, oil pump	1		
2-17	92501-06018	SCREW, pan head	3		
2-18	92501-06035	SCREW, pan head	6		
2-19	92501-06055	SCREW, pan head	1		
2-20	168-17481-00	PLUG, blind	1		
2-21	214-17843-00	BUSHING	1		
2-22	92501-06010	SCREW, pan head	1		
2-23	92901-06100	WASHER, spring	1		

CRANK · PISTON

Ref. No.	Parts No.	Description	Q'ty	Applicable Machine No.	Remarks
3- 0-1	304-11400-00	CRANK ASS'Y	1		
3- 1	304-11412-00	. CRANK, left	1		
3- 2	304-11422-00	. CRANK, right	1		
3- 3	304-11651-00	. ROD, connecting	1		
3- 4	164-11681-00	. PIN, crank	1		
3- 5	93310-42251	. BEARING, con-rod big end	1		
3- 6	164-11685-00	. WASHER, crank pin	2		
3- 7	305-11631-00-96	PISTON (.96mm STD)	} U.R 1		
	305-11631-00-97	PISTON (.97mm STD)			
	305-11631-00-98	PISTON (.98mm STD)			
	305-11635-00	PISTON (0.25 1ST O/S)	1		Alternate Parts
	305-11636-00	PISTON (0.50 2ND O/S)	1		Alternate Parts
3- 8	93310-21403	BEARING, con-rod small end	1		
3- 9	131-11633-00	PIN, piston	1		
3-10	131-11634-00 934-50150-23	CLIP, piston pin	2		
3-11	166-11601-01 305-11601-10	PISTON RING SET (STD)	1s		
	166-11601-11	PISTON RING SET (1ST O/S)	1s		Alternate Parts
	305-11601-20 166-11601-21	PISTON RING SET (2ND O/S)	1s		Alternate Parts
3-12	93306-30405	BEARING (6304C3)	2		
3-13	93102-20010	OIL SEAL (SD-20-40-8)	1		
3-14	136-11561-00-03	SHIM, crank (20-30-0.3)	} U.R 2		
	136-11561-00-04	SHIM, crank (20-30-0.4)			
	136-11561-00-05	SHIM, crank (20-30-0.5)			
	136-11561-00-06	SHIM, crank (20-30-0.6)			
	136-11561-00-07	SHIM, crank (20-30-0.7)			
	136-11561-00-08	SHIM, crank (20-30-0.8)			

Check Bulletin 3/4

Fig. 3 CRANK · PISTON

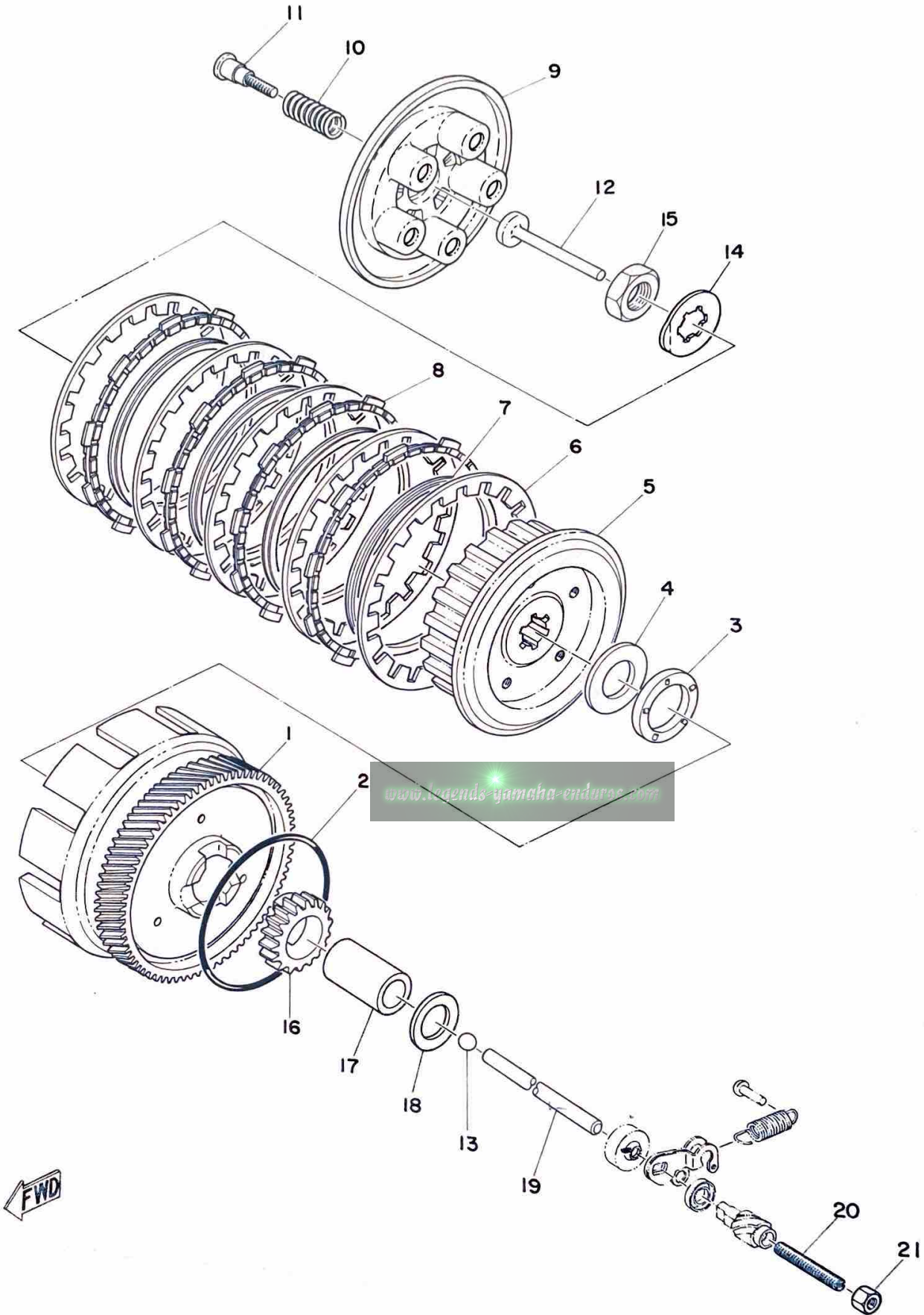


CRANK · PISTON

Ref. No.	Parts No.	Description	Q'ty	Applicable Machine No.	Remarks
3-15	93103-28011	OIL SEAL (SW-28-40-8)	1		
3-16	93210-18023	O-RING (1.2-17.6)	1		
3-17	276-16136-00	COLLAR, distance	1		
3-18	276-16111-00	GEAR, primary drive (19T)	1		
3-19	164-16119-00	SPRING, bellevile	1		
3-20	137-16377-00	NUT, lock	1		
3-21	<i>902-06230-17</i> 146-11545-00	KEY, woodruff	1		
3-22	98801-12200	NUT	1		
3-23	92901-12100	WASHER, spring	1		
3-24	214-11557-01	WASHER 1 (12.2-22-3.2)	1		

www.legends-yamaha-enduros.com

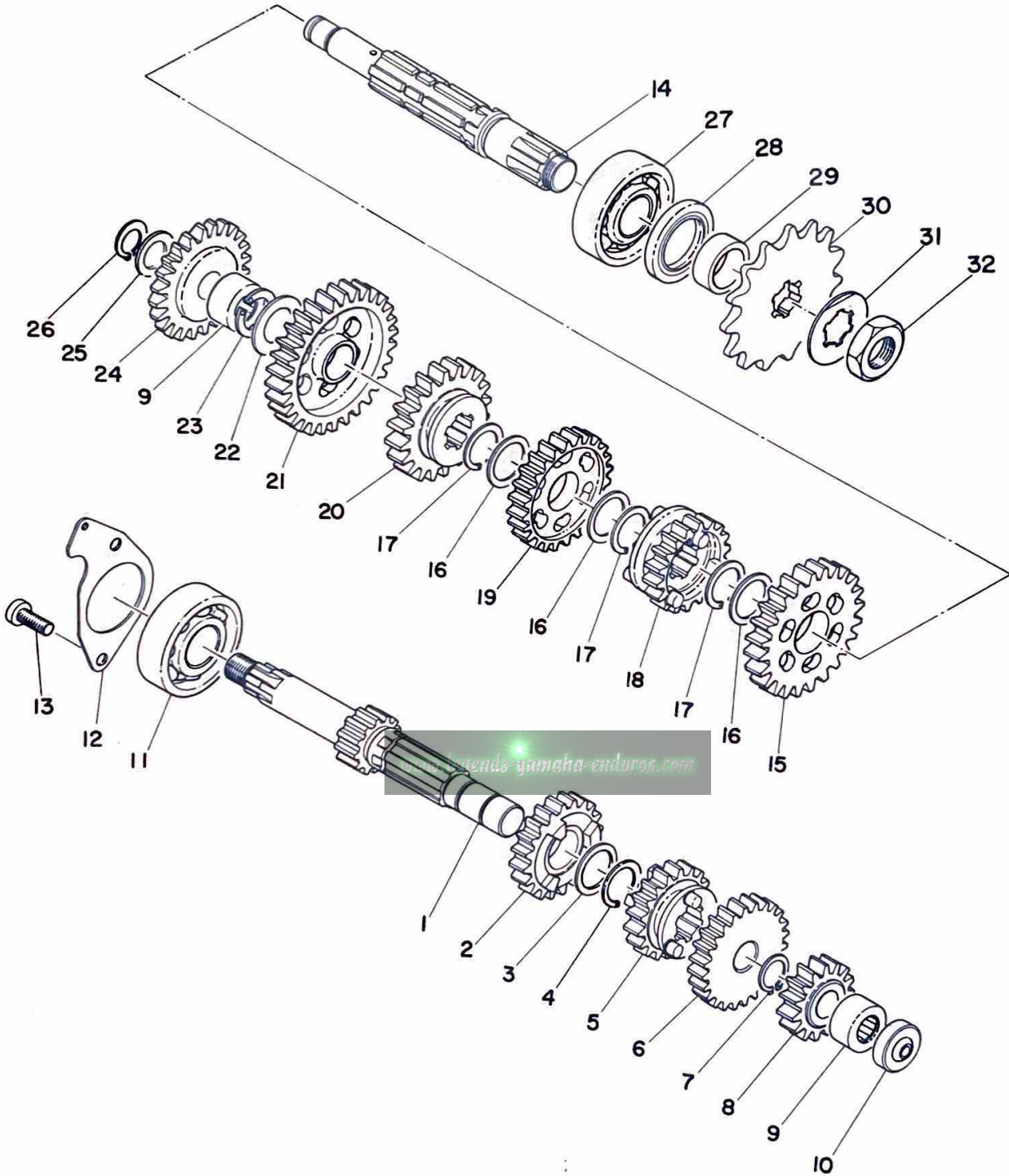
Fig. 4 CLUTCH



CLUTCH

Ref. No.	Parts No.	Description	Q'ty	Applicable Machine No.	Remarks
4- 0-1	276-16301-00	CLUTCH ASS'Y	1		
4- 1	276-16150-00	. PRIMARY DRIVEN GEAR COMP. (74T)	1		
4- 2	132-16369-00	. RING, friction	1		
4- 3	93341-22302	. BEARING, thrust	1		
4- 4	276-16154-00	. PLATE, thrust (17.2-37-4)	1		
4- 5	132-16371-02	. BOSS, clutch	1		
4- 6	137-16324-00	. PLATE, clutch (1.6t)	5		
4- 7	137-16367-00	. RING, cushion	4		
4- 8	132-16321-00	. PLATE, friction (4.0t)	4		
4- 9	132-16351-00	. PLATE, pressure	1		
4-10	905-01201-22 137-16333-00	. SPRING, clutch	5		
4-11	137-16337-01	. SCREW, spring	5		
4-12	137-16356-00	ROD, push 1	1		
4-13	93501-04004	BALL (1/4")	1		
4-14	137-16378-00	WASHER, lock	1		
4-15	137-16377-00	NUT, lock	1		
4-16	164-15631-01	GEAR, kick pinion (19T)	1		
4-17	164-16181-00	SPACER	1		
4-18	122-16164-00	PLATE, thrust (17.2-30-2)	1		
4-19	276-16357-00	ROD, push 2	1		
4-20	901-13060-13 241-16343-00	SCREW, adjusting	1		
4-21	98801-06300	NUT	1		

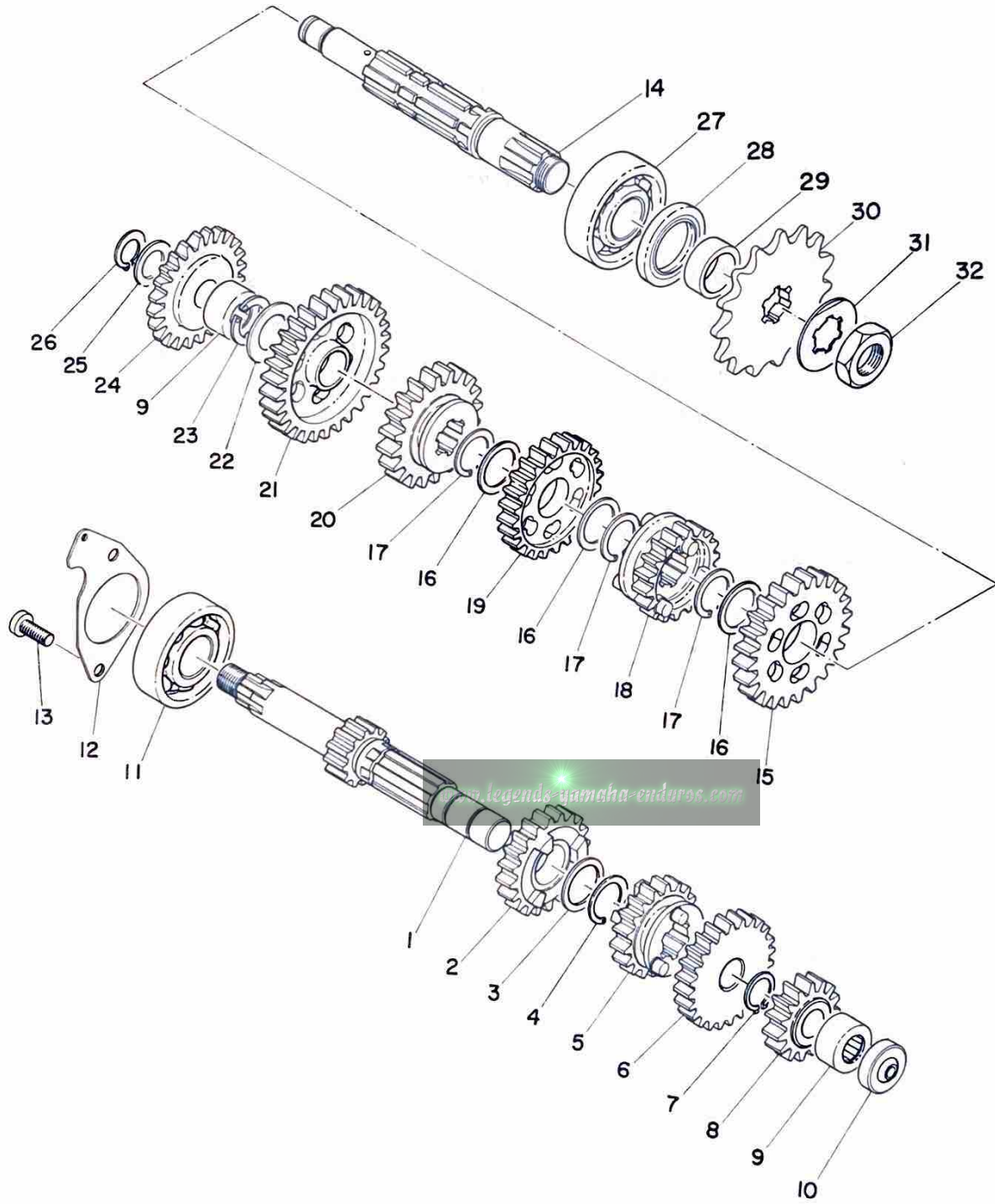
Fig. 5 TRANSMISSION



TRANSMISSION

Ref. No.	Parts No.	Description	Q'ty	Applicable Machine No.	Remarks
5- 1	277-17411-00	AXLE, main (11T)	1		
5- 2	248-17141-00	GEAR, 4th pinion (23T)	1		
5- 3	132-17216-00	WASHER, gear hold (20-25-1) ...	1		
5- 4	132-17414-00	CLIP	1		
5- 5	248-17131-00	GEAR, 3rd pinion (19T)	1		
5- 6	248-17151-00	GEAR, 5th pinion (25T)	1		
5- 7	93410-15005	CIRCLIP (S-15)	1		
5- 8	248-17121-01	GEAR, 2nd pinion (15T)	1		
5- 9	93315-31502	BEARING	2		
5-10	132-15389-00	SEAL, push rod	1		
5-11	93306-30304	BEARING (6303Z)	1		
5-12	257-17471-01	PLATE, bearing cover	1		
5-13	92501-06012	SCREW, pan head	2		
5-14	315-17421-00	AXLE, drive	1		
5-15	315-17221-00	GEAR, 2nd wheel (30T)	1		
5-16	132-17216-00	WASHER, gear hold (20-25-1) ...	3		
5-17	132-17414-00	CLIP	3		
5-18	314-17251-00	GEAR, 5th wheel (20T)	1		
5-19	315-17231-00	GEAR, 3rd wheel (26T)	1		
5-20	248-17241-00	GEAR, 4th wheel (23T)	1		
5-21	248-17211-00	GEAR, 1st wheel (35T)	1		
5-22	164-17427-00-06	SHIM, drive axle (15.2-30-0.6) ..	1		
5-23	93440-15012	CIRCLIP	1		
5-24	251-15651-01	GEAR, kick idle (28T)	1		

Fig. 5 TRANSMISSION

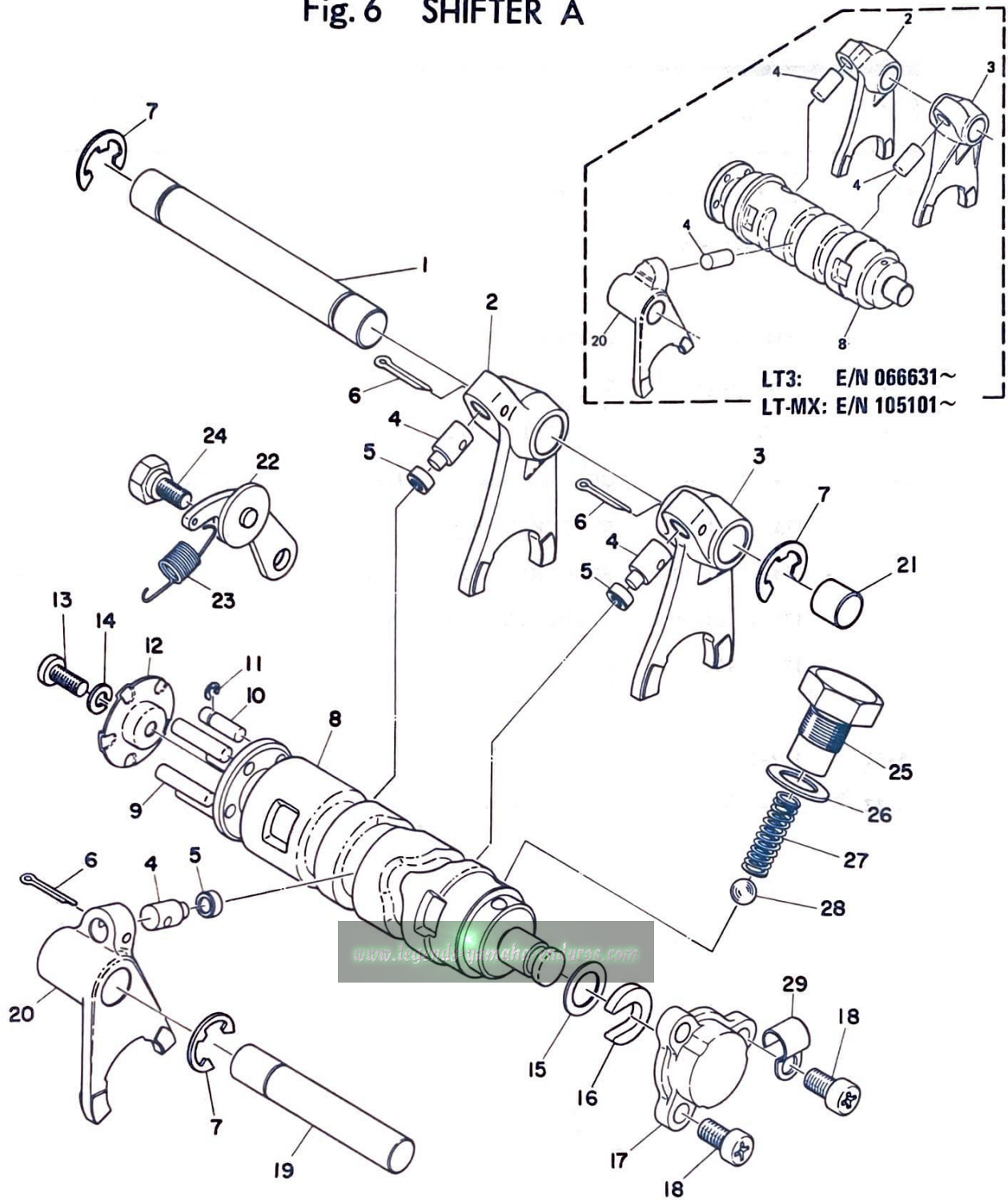


TRANSMISSION

Ref. No.	Parts No.	Description	Q'ty	Applicable Machine No.	Remarks
5-25	132-15653-00-12	WASHER, thrust (13.3-22-1.2) ...	1		
	132-15653-00-14	WASHER, thrust (13.3-22-1.4) ...			
5-26	93410-13004	CIRCLIP (S-13)	1		
5-27	93306-30401	BEARING (6304)	1		
5-28	93102-26042	OIL SEAL (SD-26-38-5)	1		
5-29	164-17462-00	COLLAR, distance (10.1-16-9.3) .	1		
5-30	174-17461-30	SPROCKET, drive (13T)	1		STD
	174-17461-40	SPROCKET, drive (14T)			
	174-17461-50	SPROCKET, drive (15T)			
	174-17461-60	SPROCKET, drive (16T)			
5-31	102-17464-00	WASHER, lock	1		
5-32	102-17463-00	NUT, lock	1		

www.legends-yamaha-enduros.com

Fig. 6 SHIFTER A



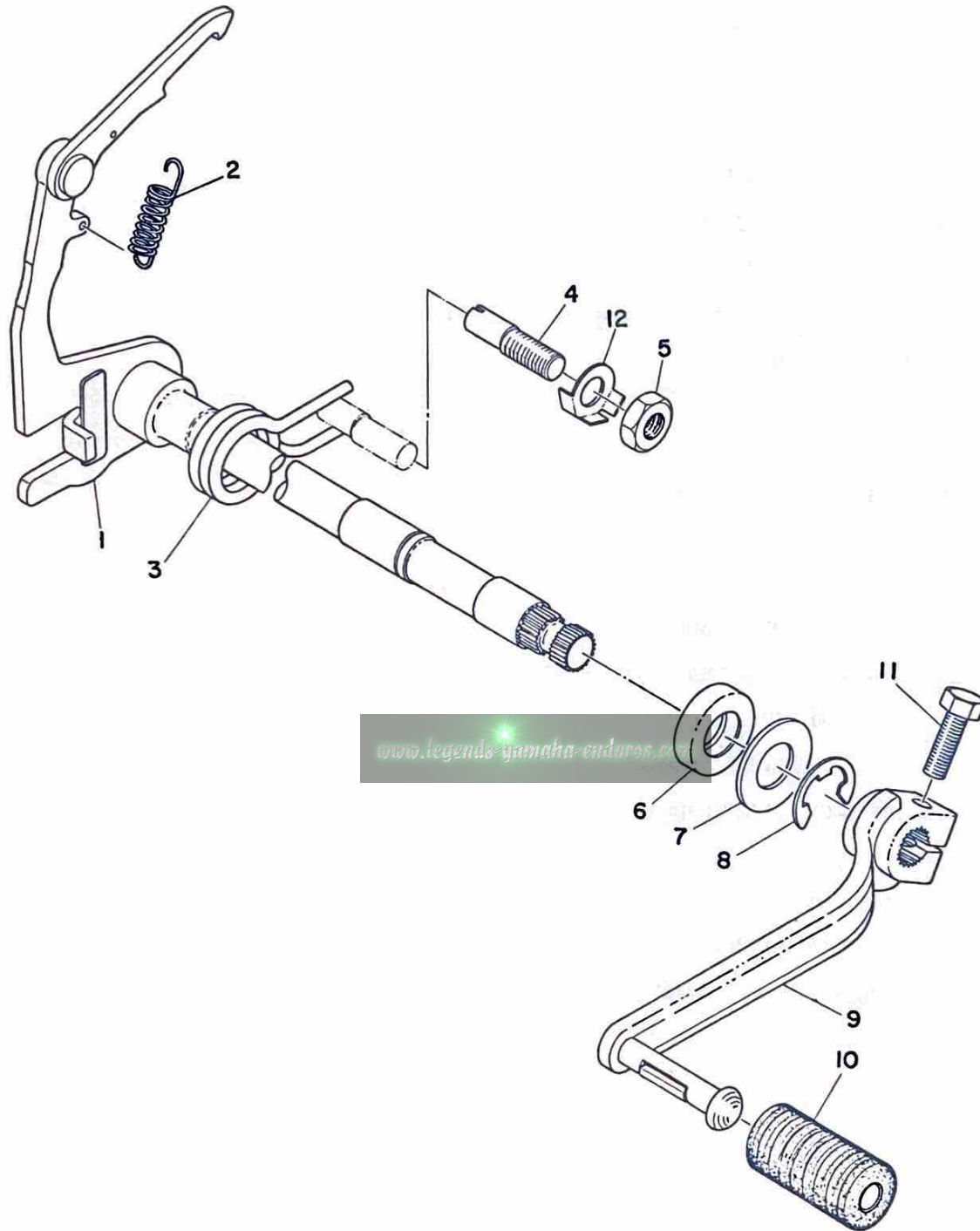
SHIFTER A

Ref. No.	Parts No.	Description	Q'ty				Applicable Machine No.	Remarks
			LT2	LT2M	LT3	LT-MX		
6- 1	214-18531-00	BAR, shift fork guide.	1	1	1	1		
6- 2	248-18513-00	FORK, shift 3	1	1				
					1		E/N ~ 066630	
						1	E/N ~ 105100	
	248-18513-01	FORK, shift 3			1		E/N 066631 ~	
						1	E/N 105101 ~	
6- 3	248-18511-00	FORK, shift 1	1	1				
					1		E/N ~ 066630	
						1	E/N ~ 105100	
	248-18511-01	FORK, shift 1			1		E/N 066631 ~	
						1	E/N 105101 ~	
6- 4	137-18552-00	PIN, cam follower.	3	3				
					3		E/N ~ 066630	
						3	E/N ~ 105100	
	278-18552-00	PIN, cam follower.			3		E/N 066631 ~	
						3	E/N 105101 ~	
6- 5	136-18551-00	ROLLER, cam follower	3	3				
					3		E/N ~ 066630	
						3	E/N ~ 105100	
6- 6	91401-25017	PIN, cotter	3	3				
					3		E/N ~ 066630	
						3	E/N ~ 105100	
6- 7	93430-10017	CIRCLIP (E-10).	3	3	3	3		
6- 8	248-18541-00	CAM, shift	1	1	1	1		
6- 9	93604-22050	PIN, dowel (4-21.8).	4	4	4	4		
6-10	174-18544-00	PIN, locating.	1	1	1	1		

SHIFTER A

Ref. No.	Parts No.	Description	Q'ty				Applicable Machine No.	Remarks
			LT2	LT2M	LT3	LT-MX		
6-11	93430-03014	CLIP, locating pin	1	1	1	1		
6-12	164-18561-00	PLATE, side	1	1	1	1		
6-13	98501-05012	SCREW, pan head	1	1	1	1		
6-14	92901-05100	WASHER, spring	1	1	1	1		
6-15	164-18572-00	WASHER, plain (12.1-18-1.0) . .	1	1	1	1		
6-16	164-18571-01	HOLDER, shift cam	1	1	1	1		
6-17	164-18589-00	PLUG, blind shift cam	1	1	1	1		
6-18	92501-06012	SCREW, pan head	3	3	3	3		
6-19	248-18531-00	BAR, shift fork guide	1	1	1	1		
6-20	248-18512-00	FORK, shift 2	1	1				
					1		E/N ~066630	
						1	E/N ~105100	
	248-18512-01	FORK, shift 2			1		E/N 066631 ~	
						1	E/N 105101~	
6-21	214-15385-00	PLUG, blind	1	1	1	1		
6-22	132-18140-00	STOPPER LEVER ASS'Y.	1	1	1	1		
6-23	132-18143-00	SPRING, stopper	1	1	1	1		
6-24	132-18177-00	BOLT, stopper	1	1	1	1		
6-25	174-18578-00	SCREW, spring	1	1	1	1		
6-26	137-15353-00	GASKET (14.5-21-1.5)	1	1	1	1		
6-27	174-18558-00	SPRING, neutral	1	1	1	1		
6-28	93505-16006	BALL (5/16'')	1	1	1	1		
2-29	164-82594-00	CLAMP	1	1	1	1		

Fig. 7 SHIFTER B

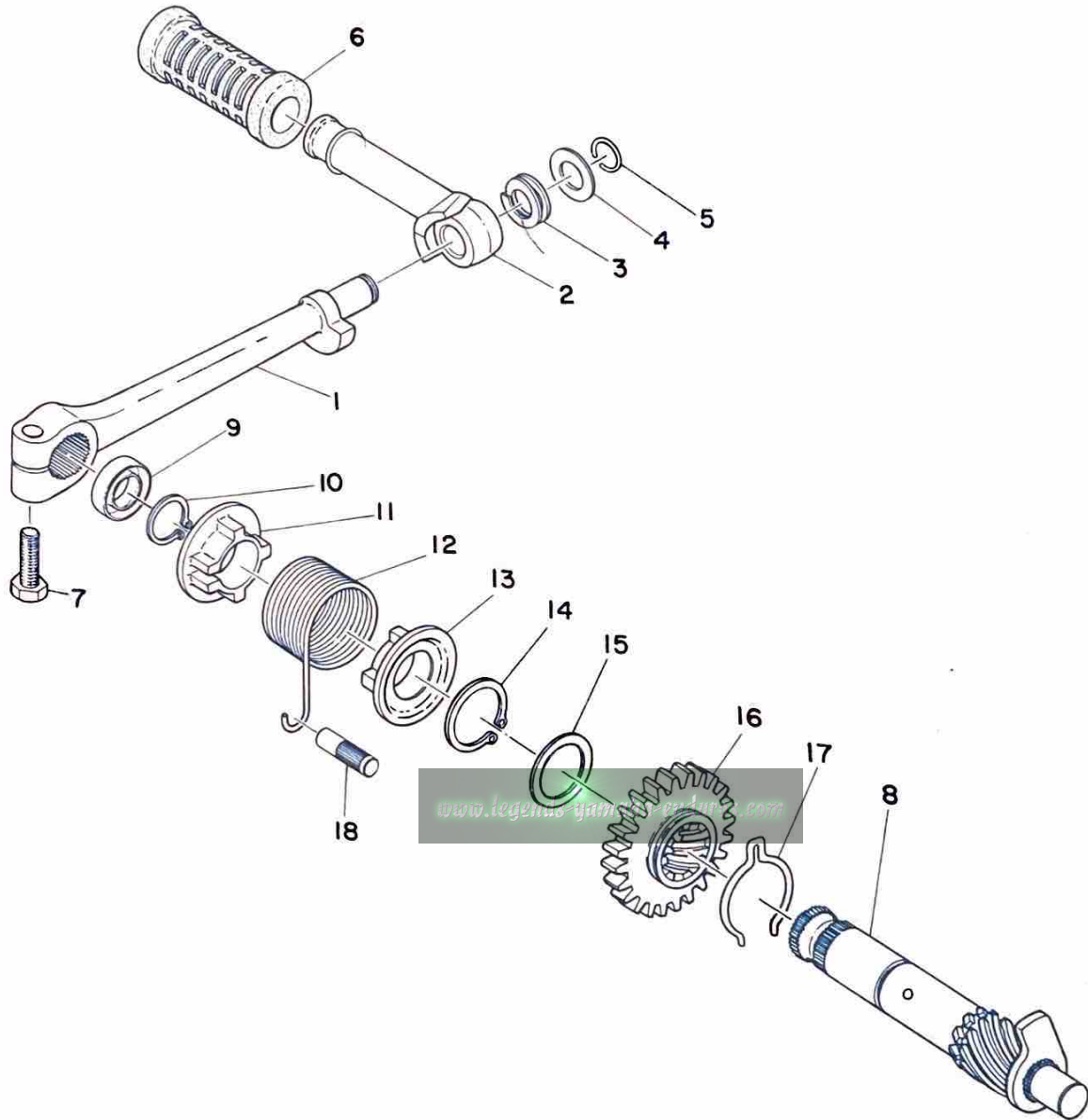


SHIFTER B

Ref. No.	Parts No.	Description	Q'ty	Applicable Machine No.	Remarks
7- 1	276-18101-00	CHANGE SHAFT ASS'Y	1		
7- 2	132-18123-00	. SPRING, shift arm	1		
7- 3	132-18124-00	SPRING, shaft return	1		
7- 4	132-18133-00 901-49050-94	SCREW, adjusting	1		
7- 5	248-18134-00	NUT, screw	1		
7- 6	93109-14005	OIL SEAL (SDO-14-24-6)	1		
7- 7	248-18137-00	WASHER, change axle (14.1-28-1.6) 1			
7- 8	93430-12009	CIRCLIP (E-12)	1		
7- 9	³⁶⁷ 248-18111-00-93	PEDAL, change	1		
7-10	132-18113-01	COVER, change pedal	1		
7-11	91201-06020	BOLT	1		
7-12	248-18139-00	WASHER, lock	1		

www.legends-yamaha-enduros.com

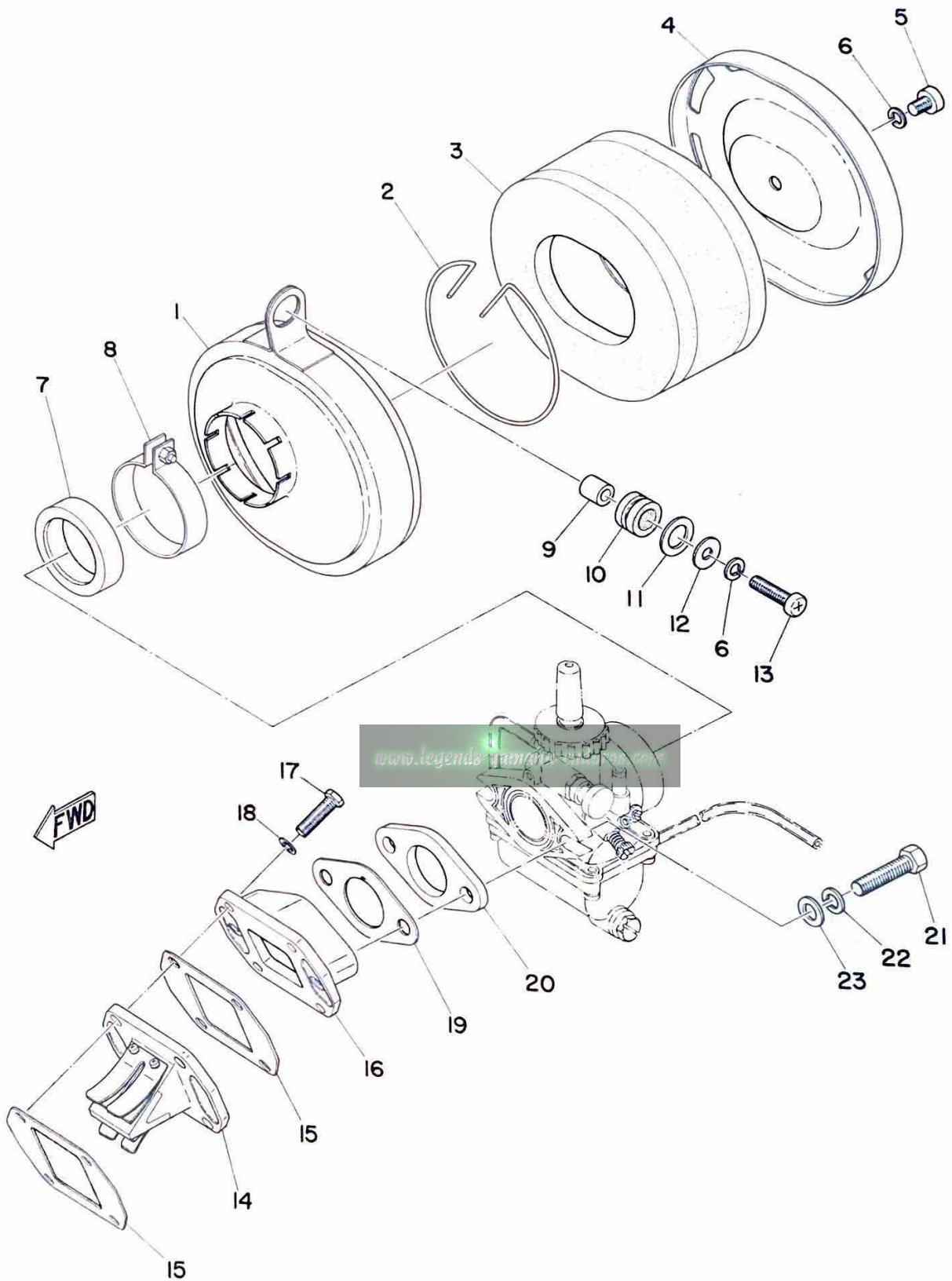
Fig. 8 STARTER



STARTER

Ref. No.	Parts No.	Description	Q'ty	Applicable Machine No.	Remarks
8- 0-1	276-15610-00-93	KICK CRANK ASS'Y	1		
8- 1	276-15611-00-93	CRANK, kick	1		
8- 2	²¹⁴⁻¹ 132-15612-02	. LEVER, kick	1		
8- 3	132-15625-01	. SPRING, kick crank	1		
8- 4	132-15616-01	. WASHER, kick lever	1		
8- 5	132-15617-00	. CLIP, kick lever	1		
8- 6	156-15618-01	COVER, kick lever	1		
8- 7	91101-06025	BOLT	1		
8- 8	254-15660-00	KICK AXLE ASS'Y	1		
8- 9	93109-15001	OIL SEAL (SDO-15-26-6)	1		
8-10	93410-15005	CIRCLIP (S-15)	1		
8-11	132-15676-00	COVER, spring	1		
8-12	304-15665-00	SPRING, kick	1		
8-13	132-15664-00	GUIDE, spring	1		
8-14	93410-25017	CIRCLIP (S-25)	1		
8-15	117-15644-00	SHIM (25.1-32-1)	1		
8-16	251-15641-01	GEAR, kick (26T)	1		
8-17	251-15687-00	CLIP, kick	1		
8-18	257-15668-00	STOPPER, kick spring	1		

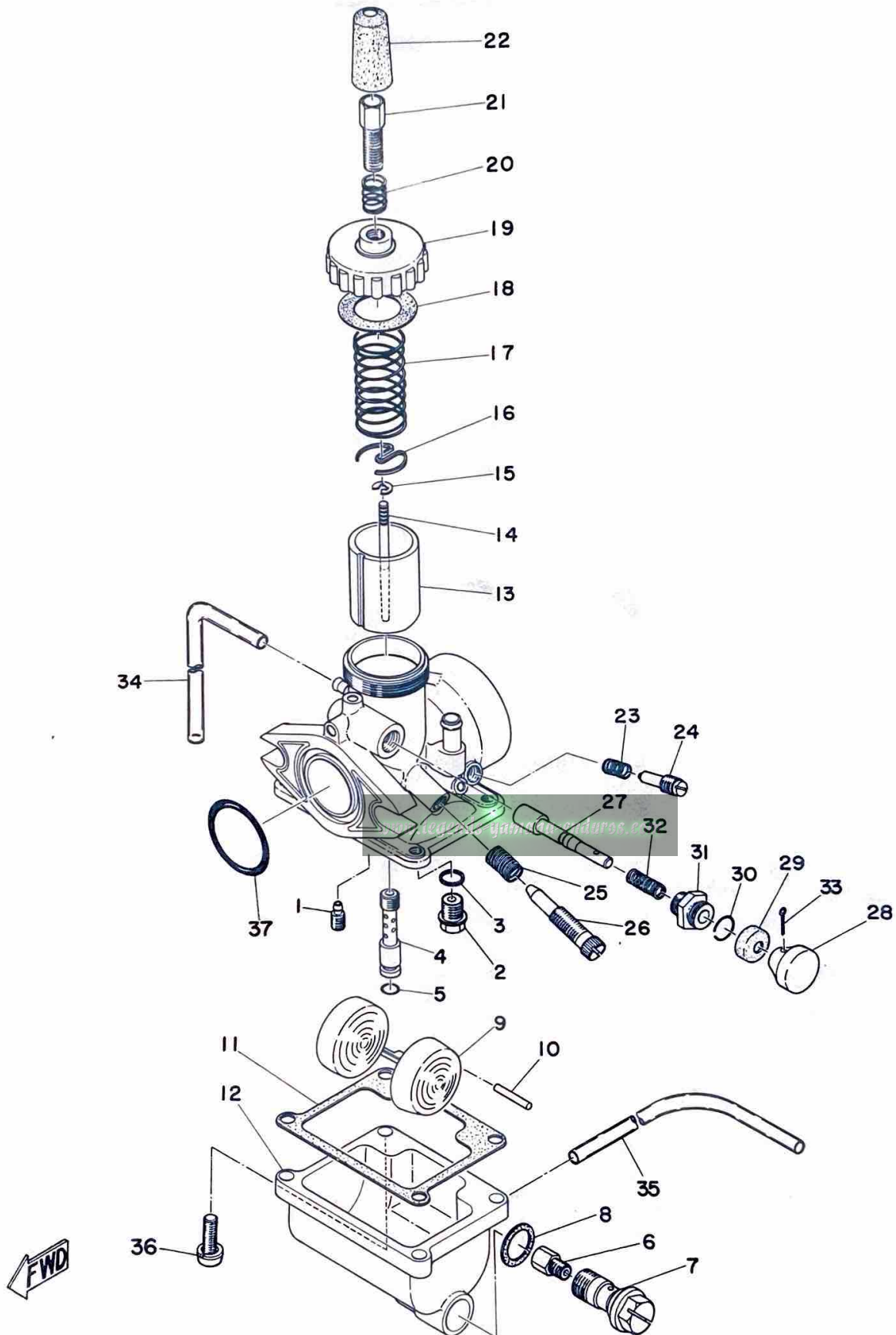
Fig. 9 AIR CLEANER



AIR CLEANER

Ref. No.	Parts No.	Description	Q'ty	Applicable Machine No.	Remarks
9- 1	305-14411-00	CASE, air cleaner	1		
9- 2	304-14424-00	CLIP	2		
9- 3	305-14451-00	ELEMENT, air cleaner	1		
9- 4	305-14412-00	CAP, cleaner case	1		
9- 5	92501-06010	SCREW, pan head	1		
9- 6	92901-06100	WASHER, spring	2		
9- 7	276-14453-70	JOINT, air cleaner	1		
9- 8	170-14455-00	BAND 1	1		
9- 9	214-21633-00	COLLAR, fender mount	1		
9-10	214-21717-00	DAMPER, battery box	1		
9-11	148-27219-00	WASHER, brake shaft (14.5-24-2.0)	1		
9-12	116-28324-00	WASHER, leg shield 2 (6.5-20-1.6)	1		
9-13	92501-06025	SCREW, pan head	1		
9-14	304-13610-00	LEAD VALVE ASS'Y	1		
9-15	304-13621-00	PACKING, valve seat	2		
9-16	304-13565-00	JOINT	1		
9-17	91201-06025	BOLT	4		
9-18	92901-06100	WASHER, spring	4		
9-19	248-13556-70	GASKET	1		
9-20	304-13555-00	JOINT	1		
9-21	91306-08030	BOLT	2		
9-22	92901-08100	WASHER, spring	2		
9-23	304-13578-00	WASHER, plain	2		

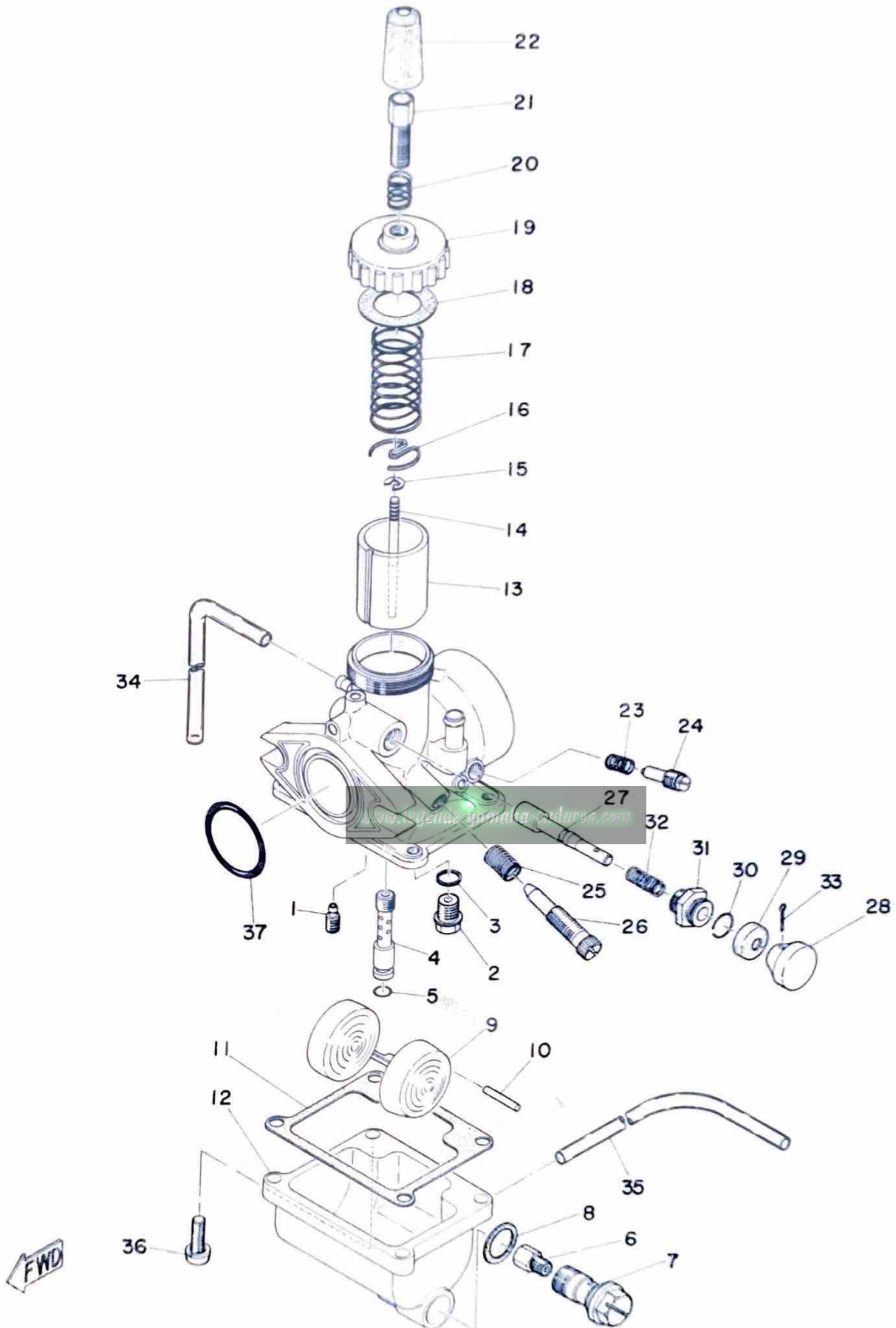
Fig. 10 CARBURETOR



CARBURETOR

Ref. No.	Parts No.	Description	Q'ty	Applicable Machine No.	Remarks
10- 0-1	305-14101-00	CARBURETOR ASS'Y	1		
10- 1	260-14142-25	. JET, pilot (#25)	1		
10- 2	127-14190-15	. VALVE SEAT ASS'Y (#1.5)	1		
10- 3	127-14195-00	. WASHER, valve seat	1		
10- 4	304-14141-26	. NOZZLE, main (N-6)	1		
10- 5	214-14147-00	. O-RING	1		
10- 6	137-14143-22	. JET, main (#110)	} U.R 1		S. T. D.
	137-14143-24	. JET, main (#120)			
	137-14143-26	. JET, main (#130)			
10- 7	248-14166-00- ⁵⁰ 33	. BOLT, banjo	1		
10- 8	304-14198-00	. GASKET	1		
10- 9	304-14185-00	. FLOAT	1		
10-10	137-14186-00	. PIN, float	1		
10-11	304-14184-00	. GASKET, float chamber	1		
10-12	304-14181-00-33	. BODY, float chamber	1		
10-13	304-14112-15	. VALVE, throttle (#1.5)	1		
10-14	166-14116-13	. JET, needle (4J13-2)	1		
10-15	164-14137-00	. CLIP	1		
10-16	137-14136-00	. SEAT, spring	1		
10-17	276-14131-00	. SPRING, throttle valve	1		
10-18	193-14126-00	. PACKING	1		
10-19	193-14158-00- ⁰⁰ 33	. TOP, mixing chamber	1		
10-20	193-14133-00	. SPRING, wire adjusting	1		
10-21	193-14124-26	. SCREW, wire adjusting	1		

Fig. 10 CARBURETOR

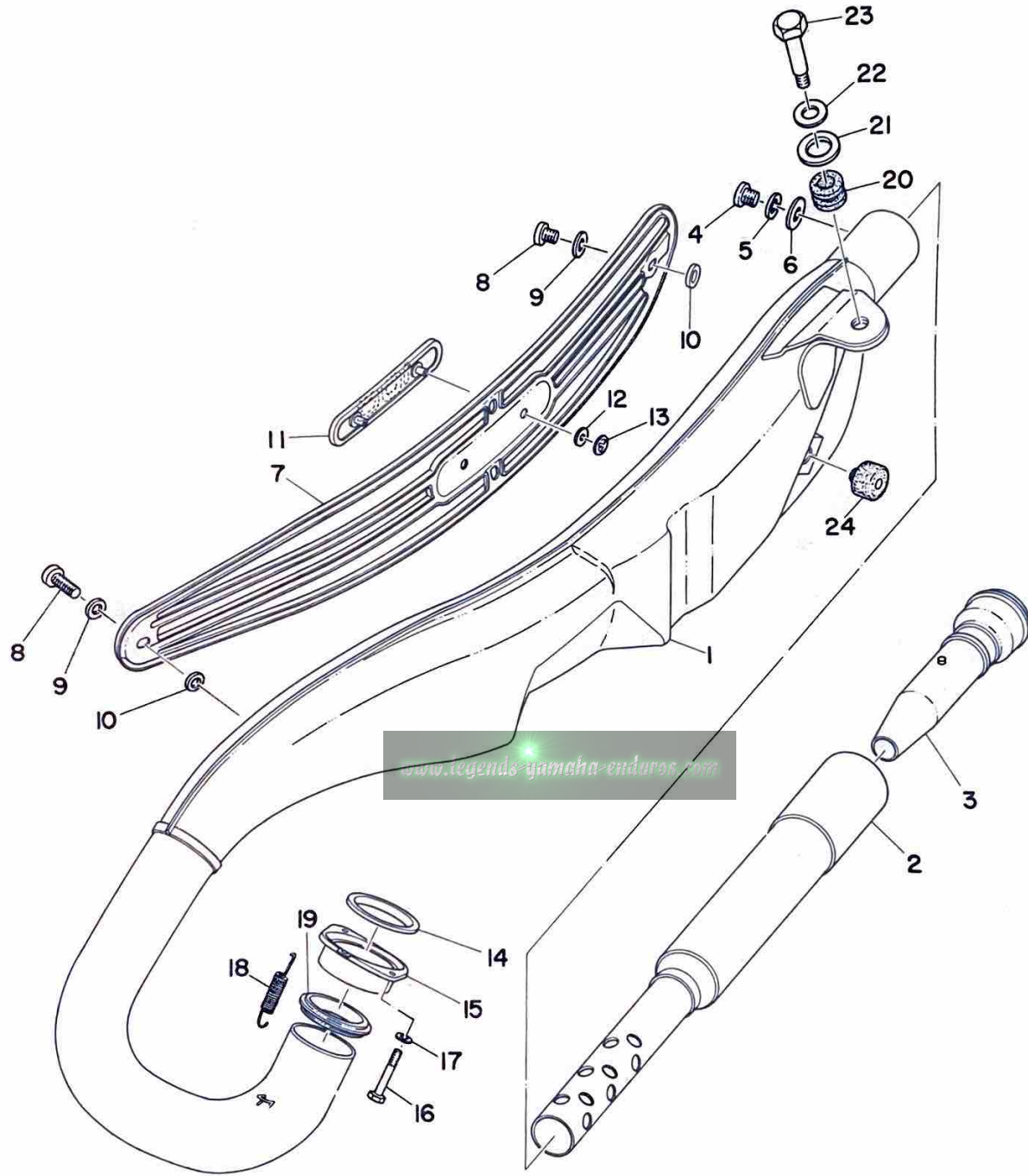


CARBURETOR

Ref. No.	Parts No.	Description	Q'ty	Applicable Machine No.	Remarks
10-22	174-14169-01	. CAP	1		
10-23	174-14134-00	. SPRING, air adjusting	1		
10-24	174-14123-00- ⁰⁰ 33	. SCREW, air adjusting	1		
10-25	137-14133-00- ⁰⁰ 33	. SPRING, throttle stop	1		
10-26	275-14122-00- ⁰⁰ 33	. SCREW, throttle	1		
10-27	304-14171-00	. PLUNGER, starter	1		
10-28	304-14261-00	. HOLDER	1		
10-29	132-14173-00	. COVER, plunger cap	1		
10-30	152-14138-00	. CLIP, plunger	1		
10-31	152-14174-00- ⁰⁰ 33	. CAP, plunger	1		
10-32	156-14135-00	. SPRING, plunger	1		
10-33	91401-16015	. PIN, cotter	1		
10-34	183-14197-01	. PIPE, air vent (3φ x 220)	1		
10-35	183-14196-00	. PIPE, over flow (3φ x 160)	1		
10-36	305-14567-00-33	. SCREW, pan head	4		
10-37	241-14147-00	. O-RING	1		

www.legends-yamaha-enduros.com

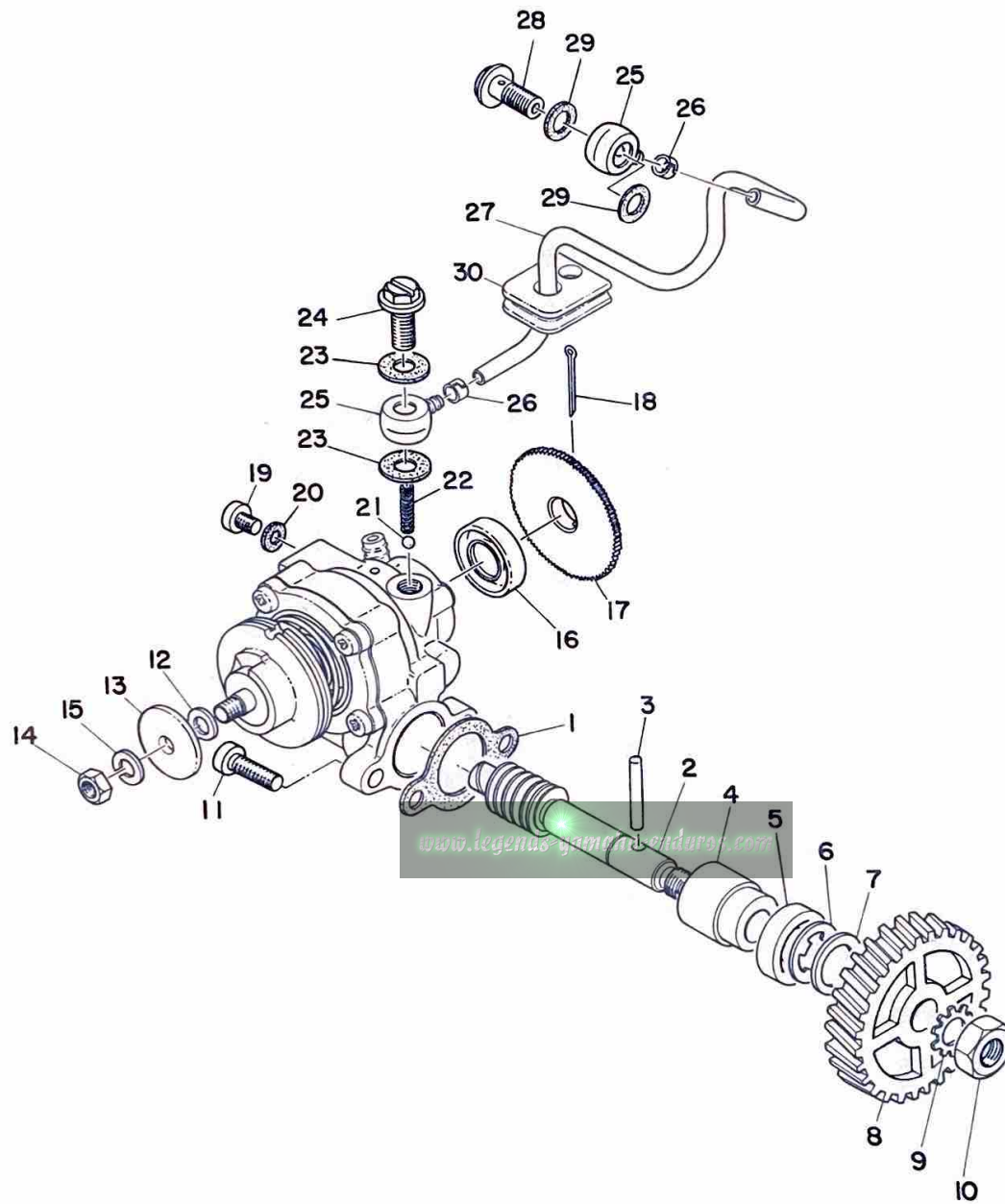
Fig. 11 MUFFLER



MUFFLER

Ref. No.	Parts No.	Description	Q'ty	Applicable Machine No.	Remarks
11- 1	305-14610-30	EXHAUST PIPE ASS'Y	1		
11- 2	214-14753-01	. SILENCER	1		
11- 3	261-14752-30	. PIPE, outlet	1		
11- 4	92501-06010	. SCREW, pan head	1		
11- 5	92901-06100	. WASHER, spring	1		
11- 6	92901-06200	WASHER, plain	1		
11- 7	305-14718-30	PROTECTOR, muffler	1		
11- 8	91903-06012	SCREW, bind	4		
11- 9	178-14766-00	WASHER, protector (6.2-12-1.5) ..	4		
11-10	214-14766-00	WASHER, protector (6.2-12-3.0) ..	4		
11-11	305-14729-30	EMBLEM, protector	1		
11-12	174-28316-00	DAMPER, emblem	2		
11-13	116-28317-01	NUT	2		
11-14	152-14613-00	GASKET, exhaust pipe	1		
11-15	276-14612-10	NUT, ring	1		
		www.legends-yamaha-enduros.com			
11-16	91101-06015	BOLT	2		
11-17	92901-06100	WASHER, spring	2		
11-18	214-14683-01	SPRING, hook	1		
11-19	248-14623-00	GASKET	1		
11-20	168-21638-00	DAMPER, front	1		
11-21	168-21758-00	WASHER, special (18.2-27-2.0) ..	1		
11-22	122-22243-00	WASHER, rear cushion (12-22-1.0).	1		
11-23	276-14719-00	BOLT, muffler fitting	1		
11-24	102-27114-00	STOPPER, main stand	1		

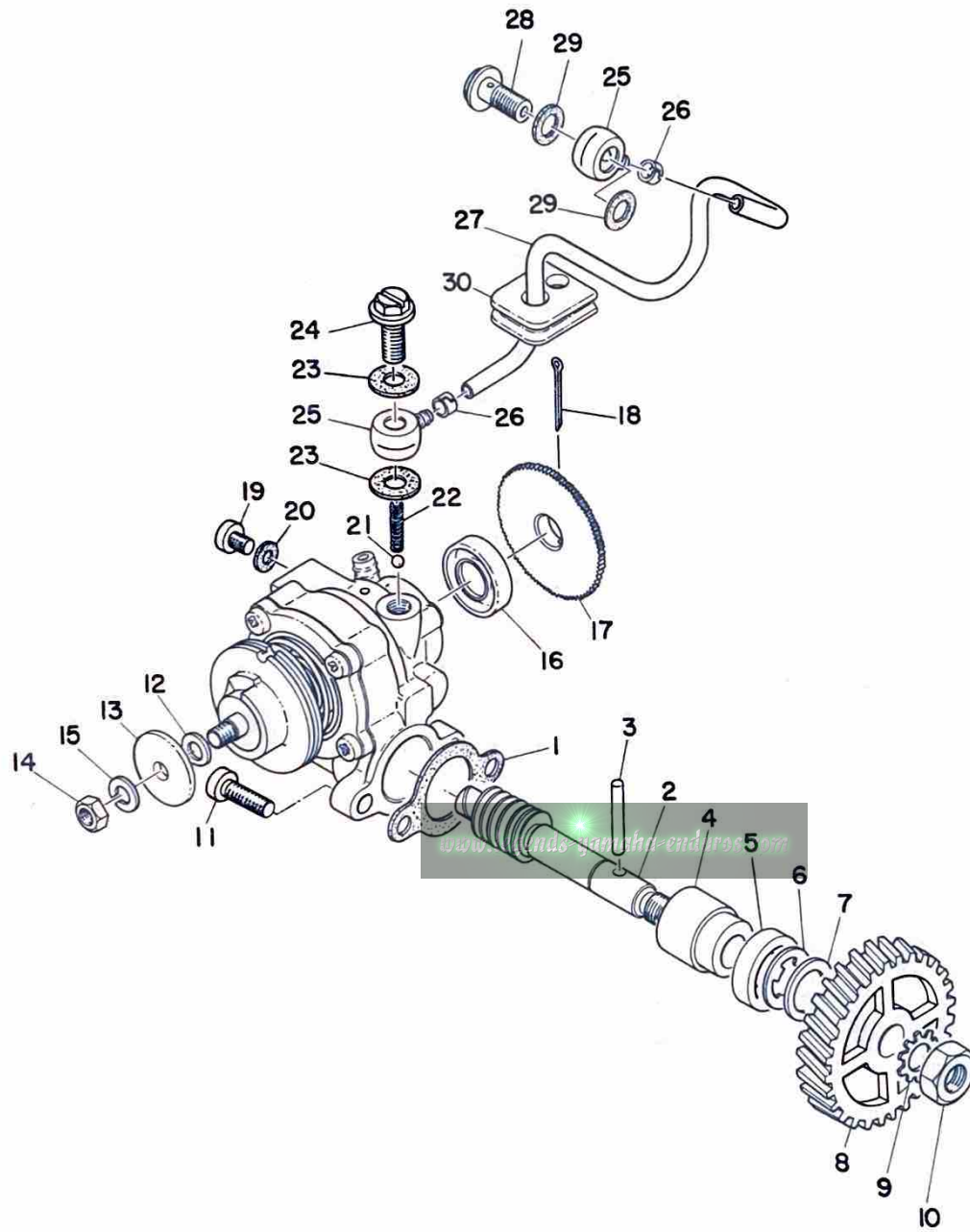
Fig. 12 OIL PUMP



OIL PUMP

Ref. No.	Parts No.	Description	Q'ty	Applicable Machine No.	Remarks
12- 1	126-13116-00	GASKET, pump case	1		
12- 2	275-13175-00	SHAFT, worm	1		
12- 3	93603-22028	PIN, dowel (3-22)	1		
12- 4	137-13176-00	METAL, worm shaft outer	1		
12- 5	93101-10002	OIL SEAL (S-10-22-7)	1		
12- 6	93430-08007	CIRCLIP (E-8)	1		
12- 7	102-18138-00	WASHER (10.2-24-1.0)	1		
12- 8	248-13178-00	GEAR, drive (28T)	1		
12- 9	92901-08400	WASHER, tooth	1		
12-10	98801-08300	NUT	1		
12-11	98501-05015	SCREW, pan head	2		
12- 0-1	276-13101-00	OIL PUMP ASS'Y	1		
12-12	137-131 ⁴⁷ 37 -00-00	. SHIM, adjusting (5.8-10-0.1) ...	1		
12-13	137-13138-01	. PLATE, adjusting	1		
12-14	98801-05200	. NUT	1		
12-15	92901-05100	. WASHER, spring	1		
12-16	93101-10001	. OIL SEAL (S-10-21-5)	1		
12-17	137-13128-00	. PLATE, starter	1		
12-18	91401-12018	. PIN, cotter	1		
12-19	98901-04008	. SCREW, bind	1		
12-20	137-13187-00	. GASKET, breather (4.2-8.5-0.5) .	1		
12-21	93505-32002	. BALL (5/32")	1		
12-22	137-13169-00	. SPRING, check ball	1		
12-23	137-13167-00	. GASKET, banjo bolt (6-13-0.5) .	2		

Fig. 12 OIL PUMP

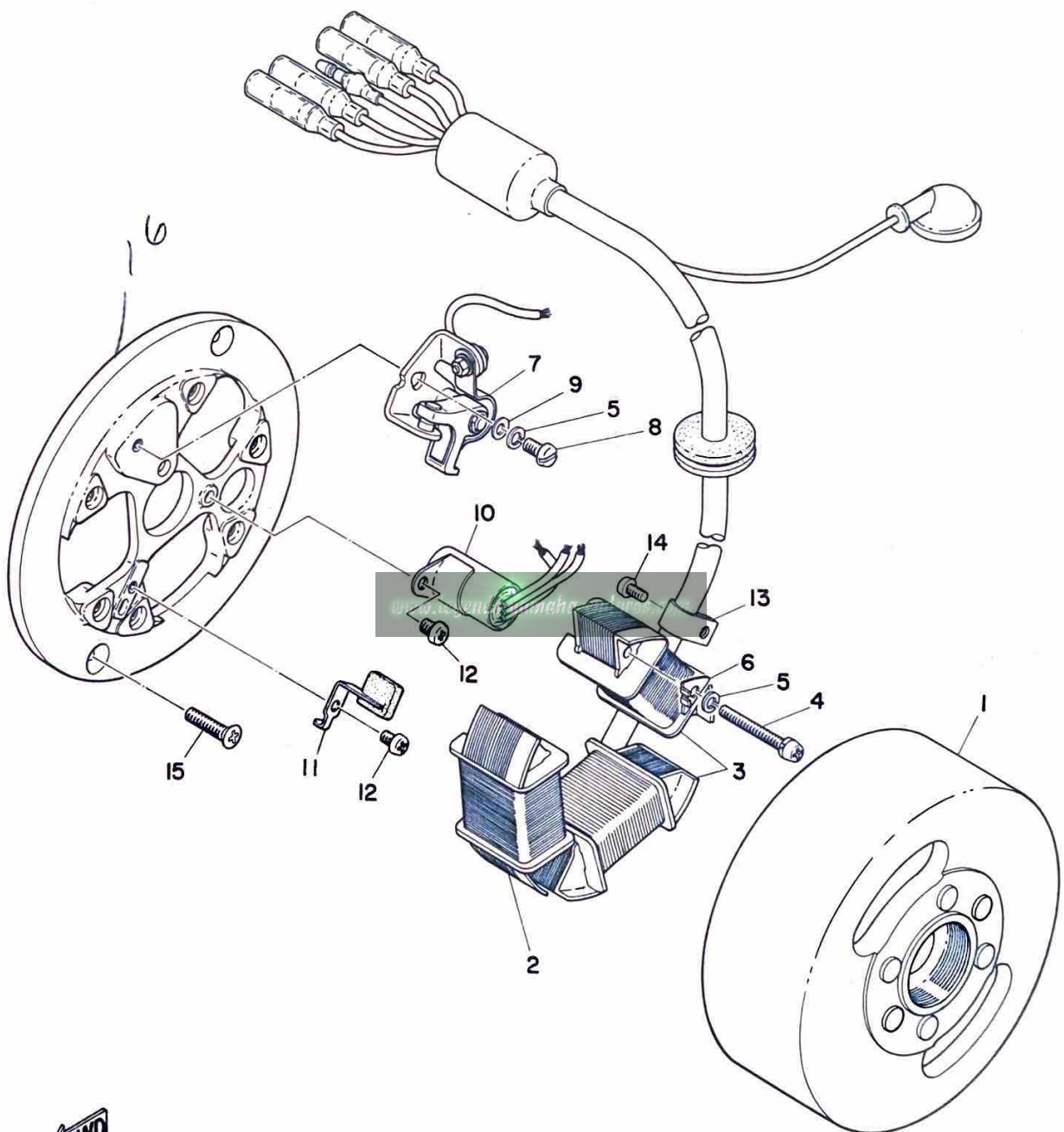


OIL PUMP

Ref. No.	Parts No.	Description	Q'ty	Applicable Machine No.	Remarks
12-24	137-13165-00	. BOLT, banjo	1		
12-25	214-13162-00	. BANJO	2		
12-26	214-13164-00	. CLIP, delivery pipe	2		
12-27	276-13161-00	. PIPE, delivery	1		
12-28	137-13165-00	BOLT, banjo	1		
12-29	137-13167-00	GASKET, banjo bolt (6-13-0.5) ...	2		
12-30	248-13174-00	HOLDER, oil pipe	1		

www.legends-yamaha-enduros.com

Fig.13 FLYWHEEL MAGNETO



FLYWHEEL MAGNETO

Ref. No.	Parts No.	Description	Q'ty	Applicable Machine No.	Remarks
13- 0-1	277-81300-11	FLYWHEEL MAGNETO ASS'Y	1		
13- 1	277-81350-11	. ROTOR ASS Y	1		
13- 2	277-81312-10	. COIL, source	1		
13- 3	277-81313-11	. LIGHTING COIL ASS'Y	1		
13- 4	110-81348-20	. SCREW, pan head (4-25)	6		
13- 5	92901-04100	. WASHER, spring	7		
13- 6	277-81332-10	. PLATE, timing	1		
13- 7	207-81321-10	. CONTACT BREAKER ASS'Y	1		
13- 8	110-81347-20	. SCREW, pan head (4-12)	1		
13- 9	92901-04200	. WASHER, plain	1		
13-10	277-81326-10	. CONDENSER	1		
13-11	207-81331-10	. LUBRICATOR	1		
13-12	110-81345-20	. SCREW, pan head (4-6)	2		
13-13	109-81328-10	. CLAMP, lead	1		
13-14	110-81345-20	. SCREW, pan head (4-6)	1		
13-15	98702-05015	SCREW, flat head	2		
13-16	277-81309-10-00	Base Magneto.	—		cost. 8.43.

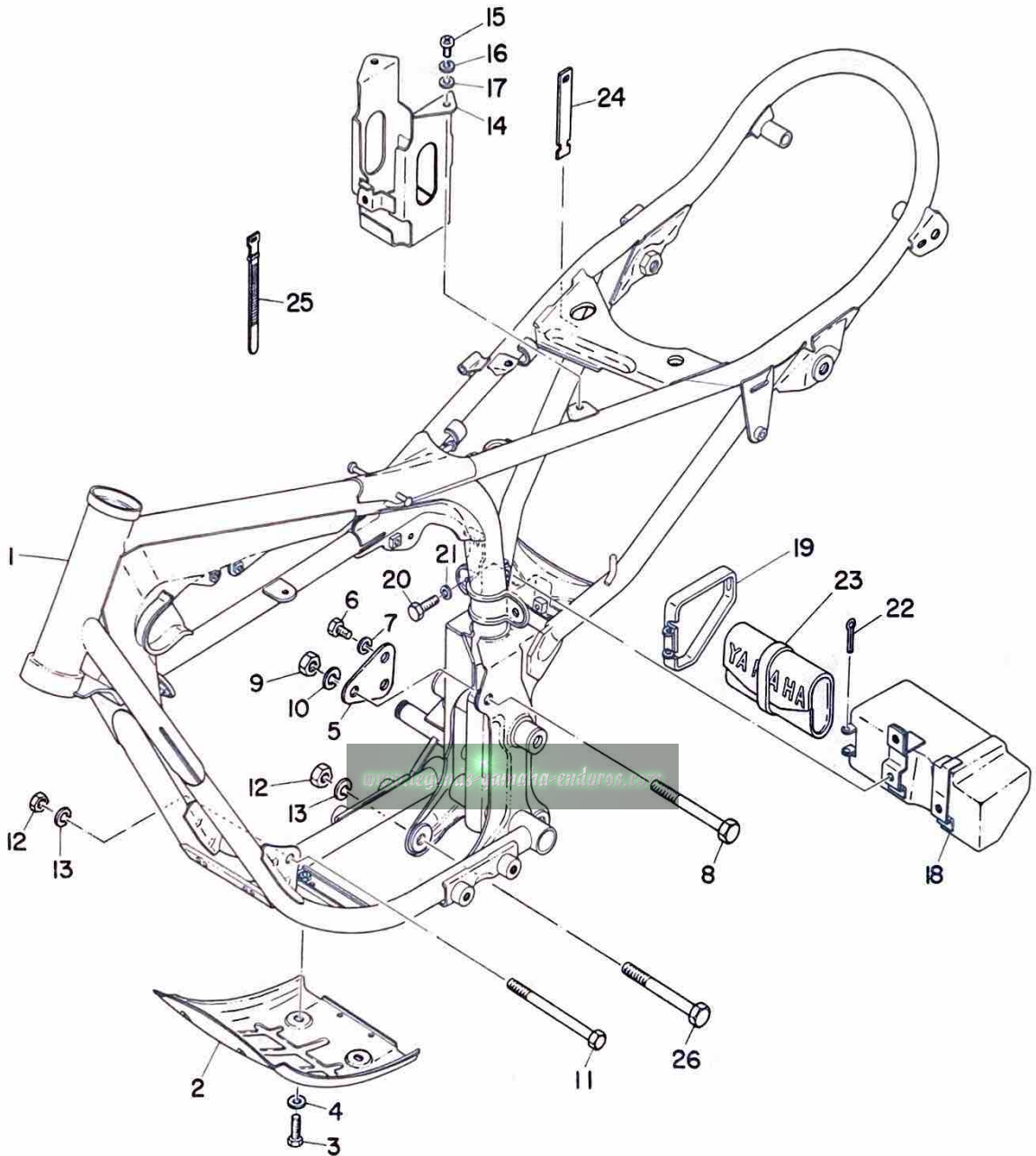
sel #
M6-026

CHASSIS

www.legends-yamaha-enduros.com



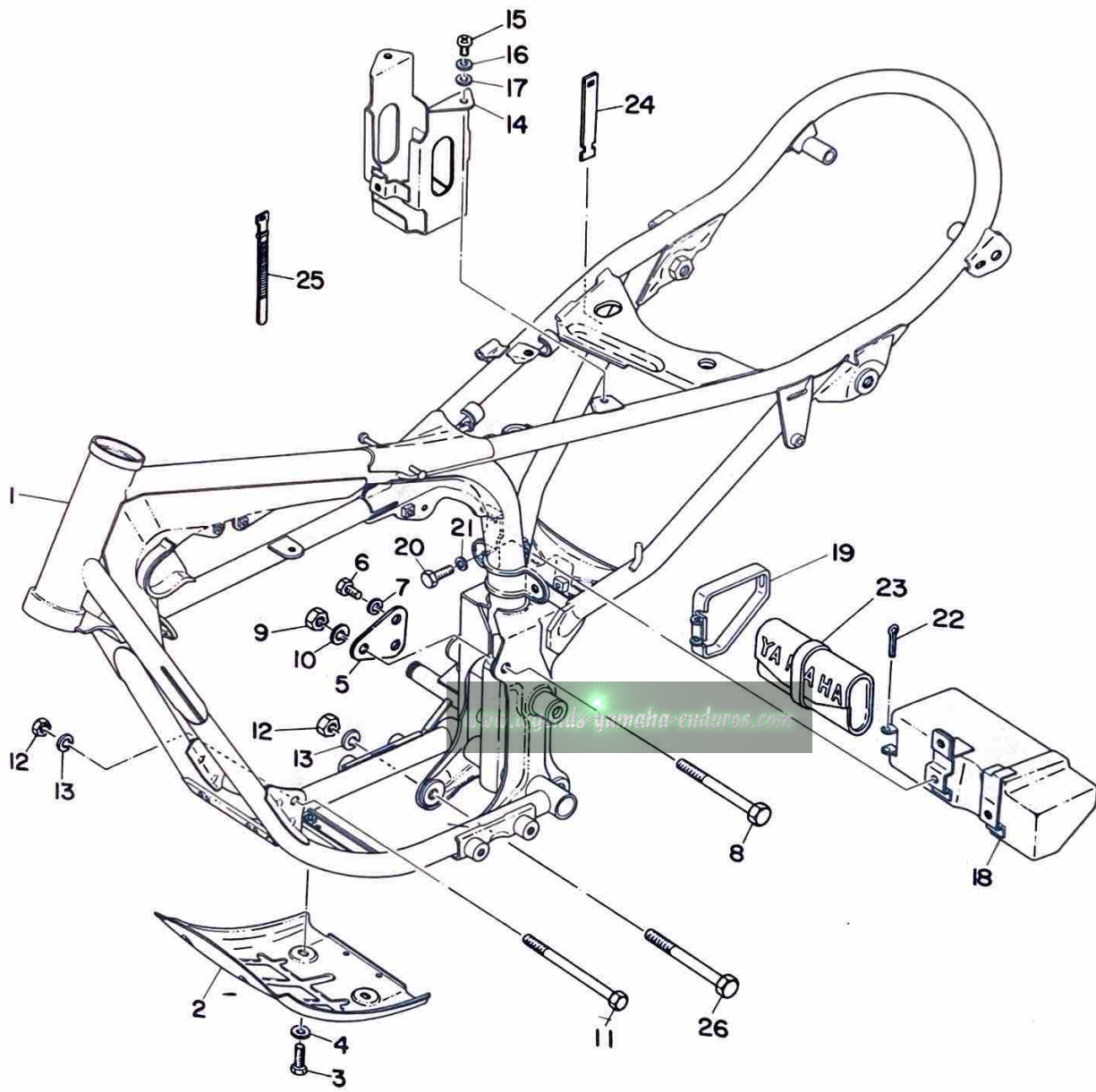
Fig. 14 FRAME



FRAME

Ref. No.	Parts No.	Description	Q'ty	Applicable Machine No.	Remarks
14- 1	305-21110-00-33	FRAME COMP.	1		Yamaha Black
14- 2	248-21471-00-33	PROTECTOR, engine	1		Yamaha Black
14- 3	¹²⁰³ 97201 -06020	BOLT	4		
14- 4	92901-06200	WASHER, plain	4		
14- 5	248-21315-00-33	STAY, engine rear upper	1		
14- 6	97201-08015	BOLT	2		
14- 7	92901-08100	WASHER, spring	2		
14- 8	91101-10095	BOLT	1		
14- 9	92801-10100	NUT	2		
14-10	92901-10100	WASHER, spring	2		
14-11	97101-08110	BOLT	1		
14-12	98801-08100	NUT	1		
14-13	92901-08100	WASHER, spring	1		
14-14	304-21240-00-33	BATTERY BOX COMP.	1		Yamaha Black
14-15	92501-06010	SCREW, pan head	2		
14-16	92901-06100	WASHER, spring	2		
14-17	92901-06200	WASHER, plain	2		
14-18	276-21170-00-33	TOOL BOX COMP.	1		Yamaha Black
14-19	276-21399-00-33	CAP, tool box	1		
14-20	91201-06010	BOLT	3		
14-21	92901-06100	WASHER, spring	3		
14-22	² 91401 -25030	PIN, cotter	1		

Fig. 14 FRAME

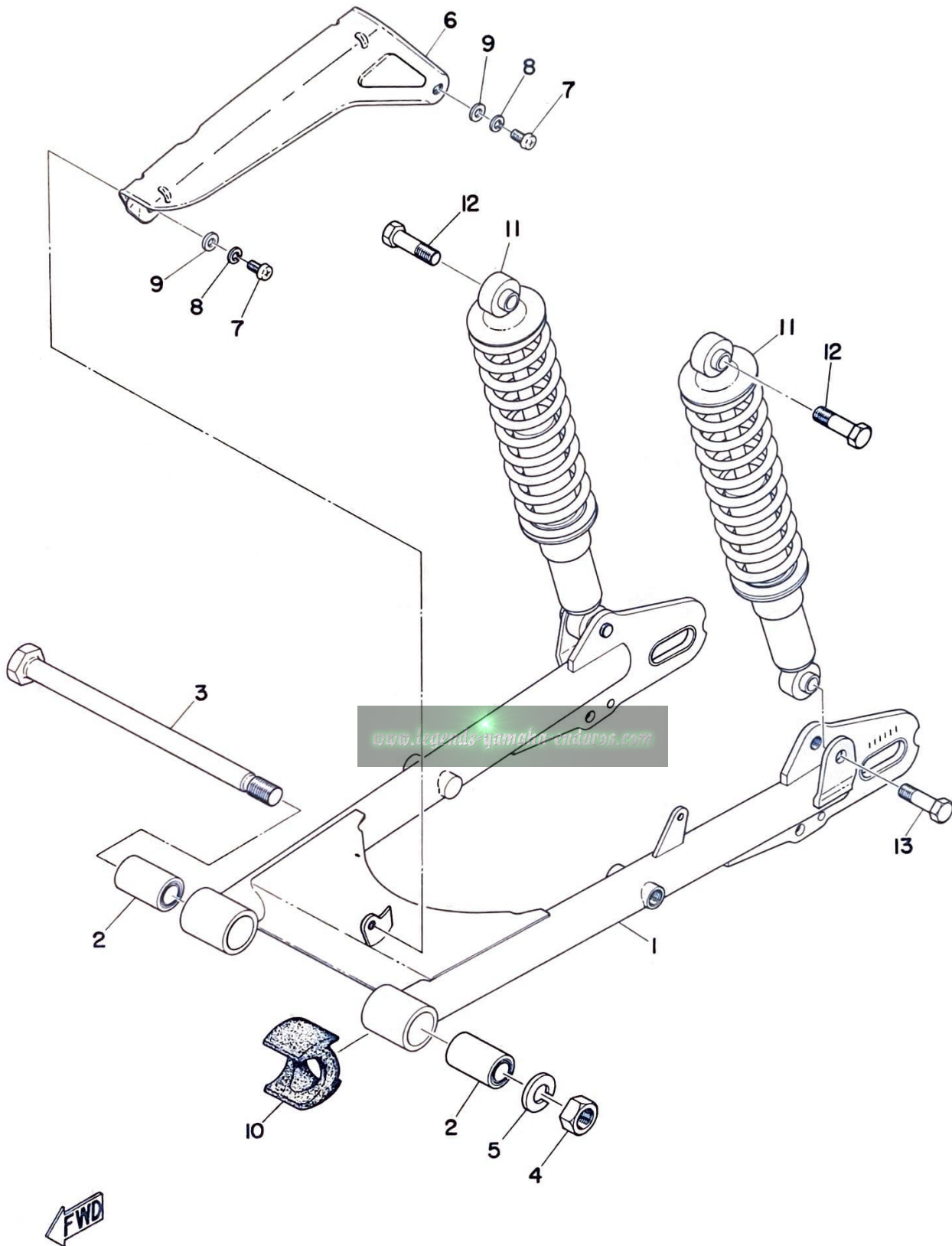


FRAME

Ref. No.	Parts No.	Description	Q'ty	Applicable Machine No.	Remarks
14-23	304-28100-00	TOOL ASS'Y	1		
14-24	276-14747-00	DAMPER, muffler	1		
14-25	256-83936-00	BAND, switch cord	2		
14-26	91101-10085	BOLT	1		

www.legends-yamaha-enduros.com

Fig. 15 REAR ARM · CHAIN CASE · REAR CUSHION

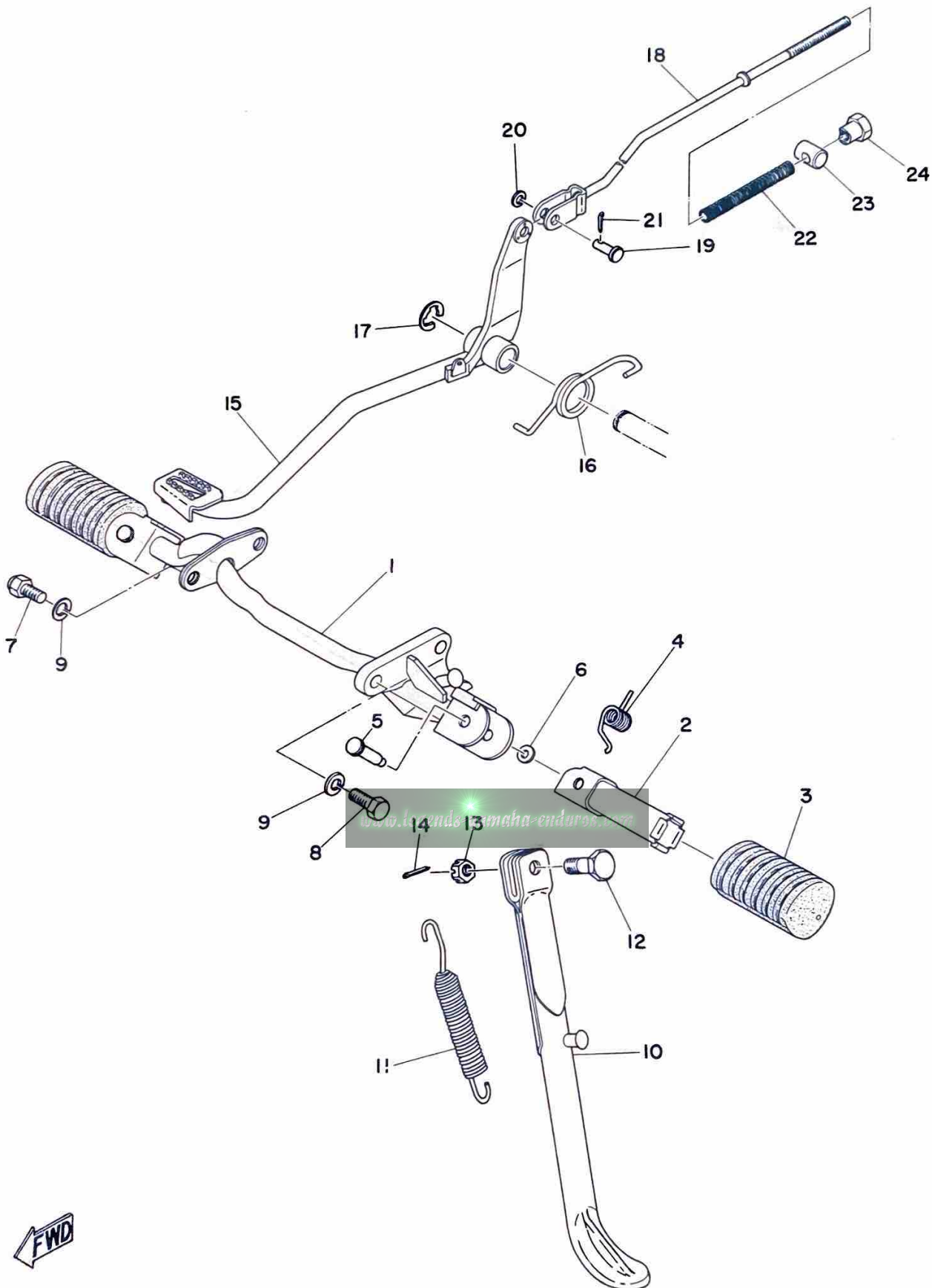


REAR ARM · CHAIN CASE · REAR CUSHION

Ref. No.	Parts No.	Description	Q'ty	Applicable Machine No.	Remarks
15- 1	305-22110-00-33	REAR ARM COMP.	1		Yamaha Black
15- 2	276-22123-00	BUSHING, rear arm	2		
15- 3	276-22141-00	SHAFT, pivot	1		
15- 4	98801-12100	NUT	1		
15- 5	92901-12100	WASHER, spring	1		
15- 6	304-22311-00-35	CASE, chain	1		Silver
15- 7	98501-05010	SCREW, pan head	2		
15- 8	92901-05100	WASHER, spring	2		
15- 9	92901-05200	WASHER, plain	2		
15-10	304-22151-00	SEAL, guide	1		
15-11	305-22210-20	REAR CUSHION ASS'Y	2		
15-12	214-22242-00	BOLT, rear cushion	2		
15-13	214-22241-00	BOLT, rear cushion	2		

www.legends-yamaha-enduros.com

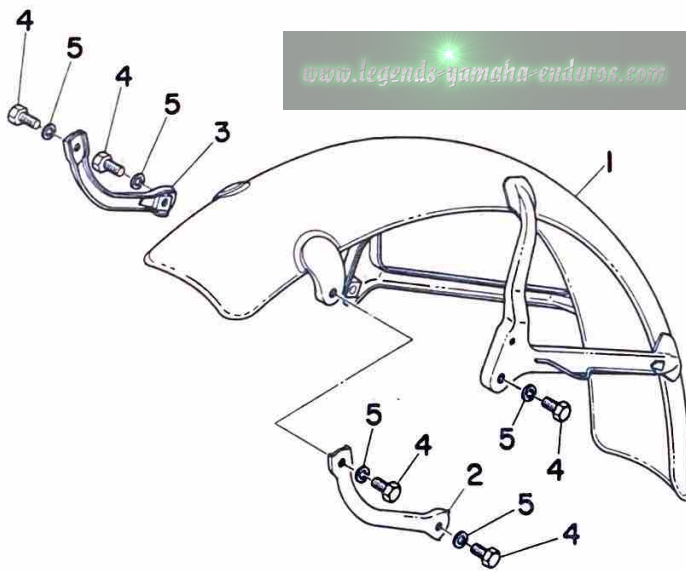
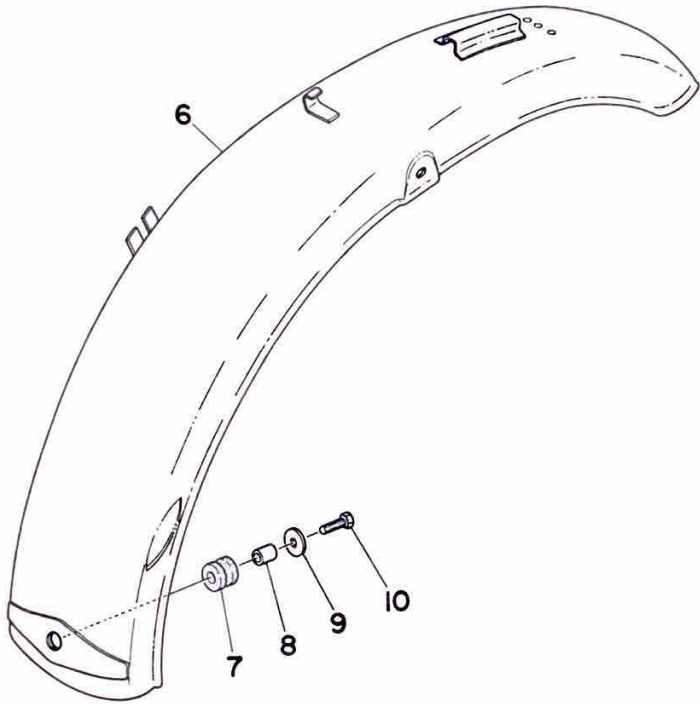
Fig. 16 STAND · FOOTREST · BRAKE PEDAL



STAND · FOOT REST · REAR BRAKE PEDAL

Ref. No.	Parts No.	Description	Q'ty	Applicable Machine No.	Remarks
16- 1	305-27411-00-33	FOOTREST	1		
16- 2	214-27421-00	FOOTREST	2		
16- 3	214-27413-00	COVER, footrest	2		
16- 4	214-27426-00	SPRING, return	2		
16- 5	214-27418-00	PIN, clevis	2		
16- 6	214-27417-00	WASHER, special (6.5-12-2)	2		
16- 7	97101-08015	BOLT	2		
16- 8	97101-08020	BOLT	2		
16- 9	92901-08100	WASHER, spring	4		
16-10	248-27311-01	STAND, side	1		
16-11	276-27316-00	SPRING	1		
16-12	278-27317-00	BOLT, side stand	1		
16-13	92801-10500	NUT, slotted	1		
16-14	91401-20025	PIN, cotter	1		
16-15	305-27211-00-33	PEDAL, brake	1		Yamaha Black
16-16	304-27216-00	SPRING, brake pedal	1		
16-17	93430-12008	CIRCLIP (E-12)	1		
16-18	248-27231-00	ROD, brake	1		
16-19	248-27228-00	PIN, link joint	1		
16-20	92901-06200	WASHER, plain	1		
16-21	91401-25012	PIN, cotter	1		
16-22	180-27236-00	SPRING, rod	1		
16-23	156-27237-00	PIN, clevis	1		
16-24	206-27238-00	NUT, adjusting	1		

Fig. 17 FRONT FENDER · REAR FENDER

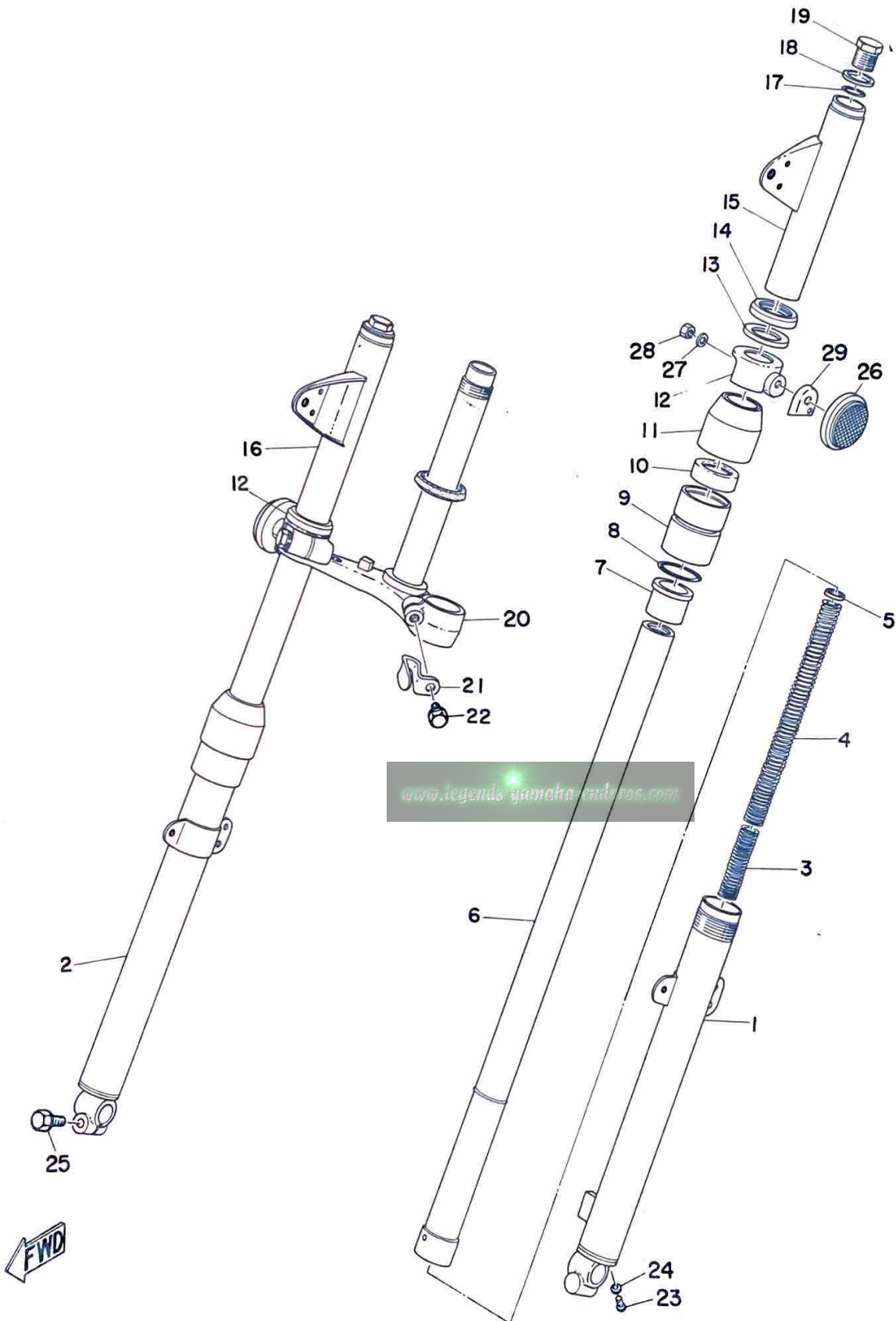


FRONT FENDER · REAR FENDER

Ref. No.	Parts No.	Description	Q'ty	Applicable Machine No.	Remarks
17- 1	276-21510-00-35	FRONT FENDER COMP.	1		Silver
17- 2	276-21513-00-35	STAY, fender left	1		Silver
17- 3	276-21514-00-35	STAY, fender right	1		Silver
17- 4	91201-06012	BOLT	6		
17- 5	92901-06100	WASHER, spring	6		
17- 6	305-21610-00-35	REAR FENDER COMP.	1		Silver
17- 7	214-21717-00	DAMPER, battery box	1		
17- 8	214-21633-00	COLLAR, fender mount	1		
17- 9	116-28324-00	WASHER, leg shield	1		
17-10	91202-06020	BOLT	1		

www.legends-yamaha-enduros.com

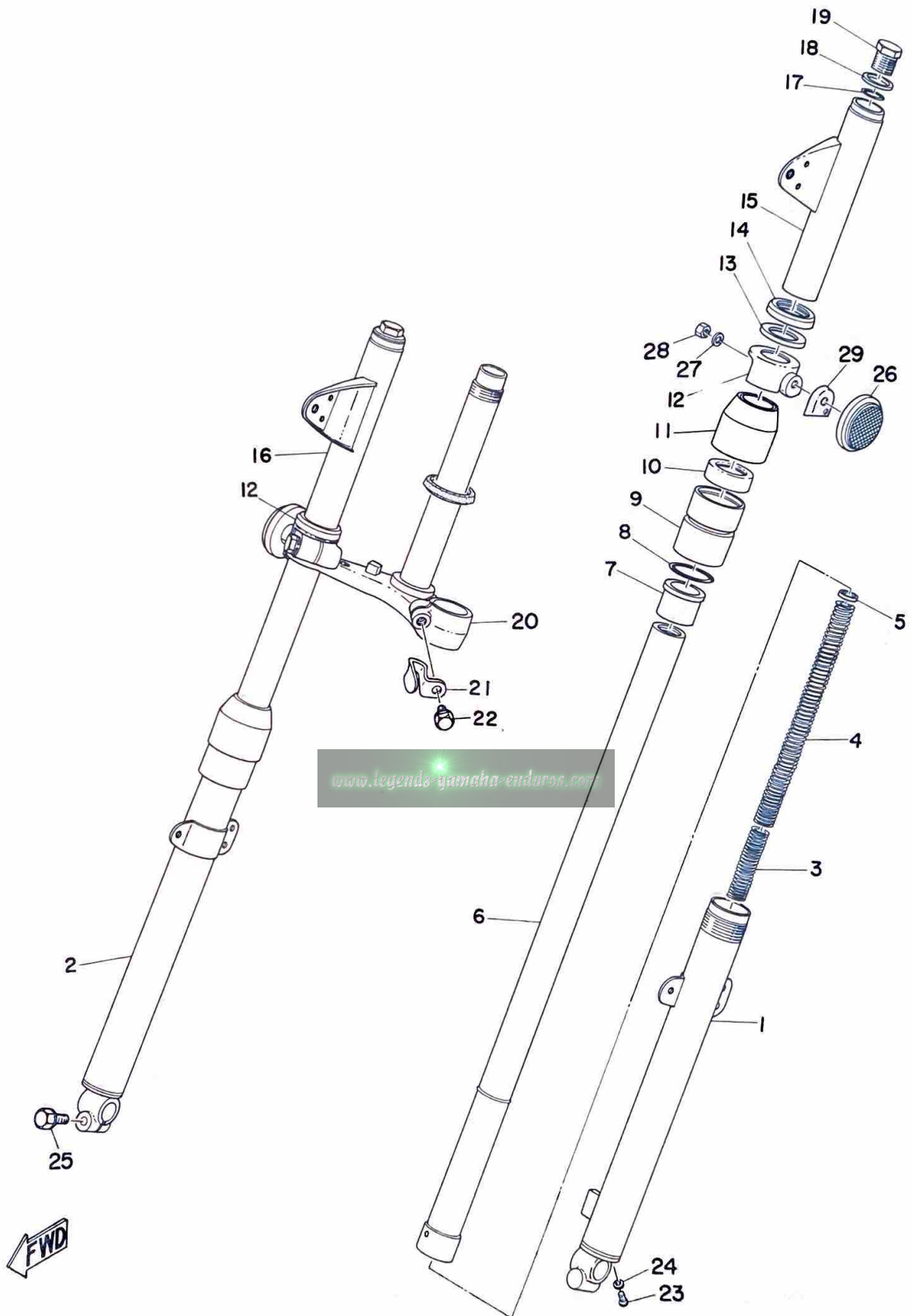
Fig. 18 FRONT FORK



FRONT FORK

Ref. No.	Parts No.	Description	Q'ty	Applicable Machine No.	Remarks
18- 0-1	305-23100-60-01	FRONT FORK ASS'Y	1		Candy Green
18- 1	276-23126-50-35	. TUBE, outer left	1		Silver
18- 2	276-23136-50-35	. TUBE, outer right	1		Silver
18- 3	276-23151-50	. SPRING, fork 2	2		
18- 4	276-23141-50	. SPRING, fork 1	2		
18- 5	276-23149-50	. WASHER, spring upper	2		
18- 6	276-23124-50	. TUBE, inner	2		
18- 7	122-23125-00	. METAL, slide	2		
18- 8	122-23147-00	. O-RING	2		
18- 9	276-23150-50	. OUTER NUT COMP.	2		
18-10	276-23145-50	. . OIL SEAL	2		
18-11	276-23144-50	. SEAL, dust	2		
18-12	277-23122-61	. COVER, outer	2		
18-13	122-23163-00	. PACKING (lamp stay)	2		
18-14	276-23116-50	. GUIDE, cover under	2		
18-15	276-23121-50-64	. COVER, upper left	1		Candy Green
18-16	276-23131-50-64	. COVER, upper right	1		Candy Green
18-17	122-23114-00	. PACKING (O-RING)	2		
18-18	276-23112-50	. WASHER, cap bolt	2		
18-19	205-23111-40	. BOLT, cap	2		
18-20	305-23340-60-33	. UNDER BRACKET COMP.	1		
18-21	256-23318-60	. HOLDER, wire	1		
18-22	122-23346-01	. BOLT, under bracket	2		

Fig. 18 FRONT FORK

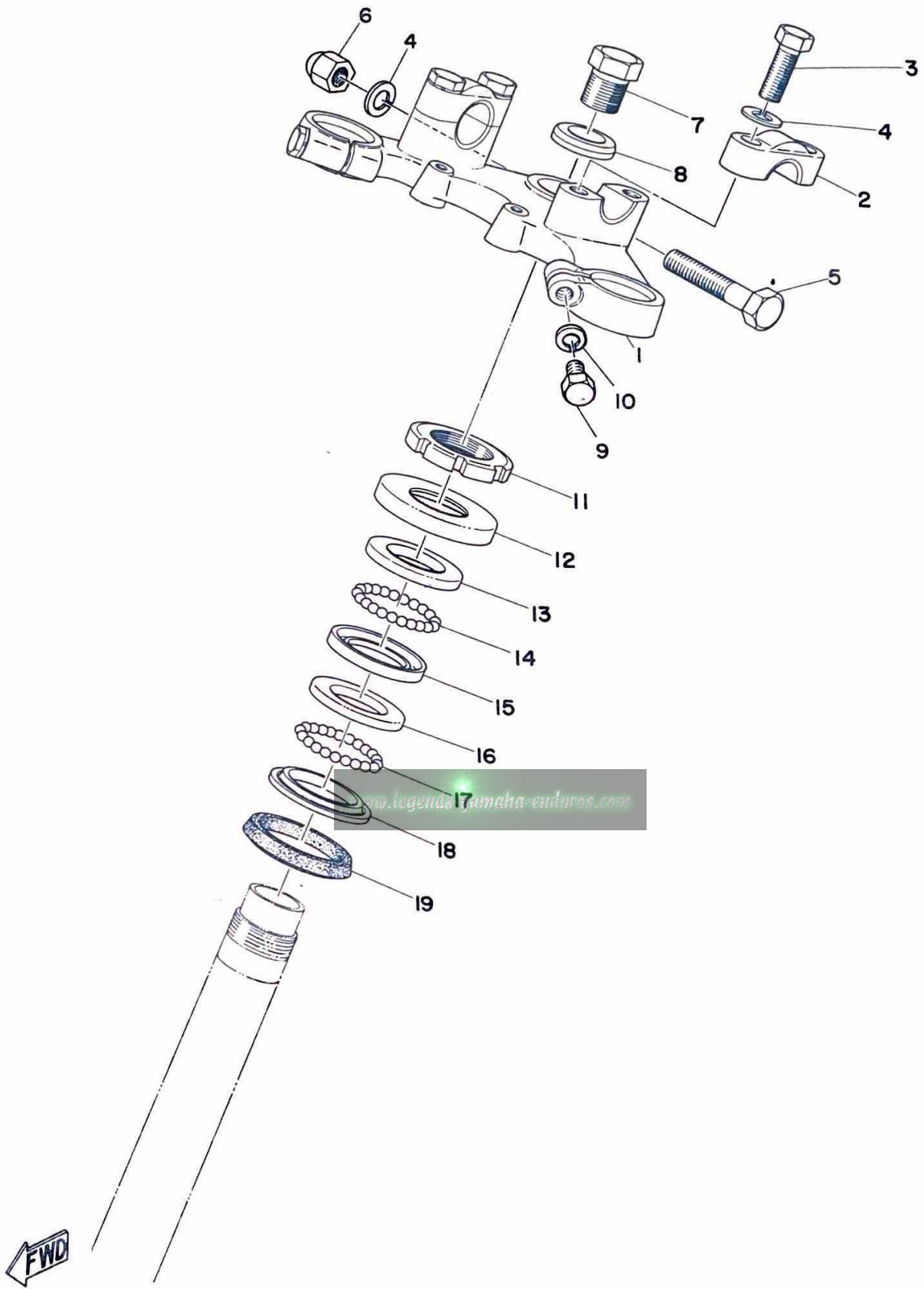


FRONT FORK

Ref. No.	Parts No.	Description	Q'ty	Applicable Machine No.	Remarks
18-23	122-23119-01	. PLUG, drain	2		
18-24	122-23129-00	. GASKET, drain plug	2		
18-25	122-23128-00	. BOLT	1		
18-26	256-85111-00	. REFLECTOR	2		
18-27	92901-05100	. WASHER, spring	2		
18-28	98801-05100	. NUT	2		
18-29	256-23162-60	. COVER, reflector stay	2		

www.legends-yamaha-enduros.com

Fig. 19 STEERING

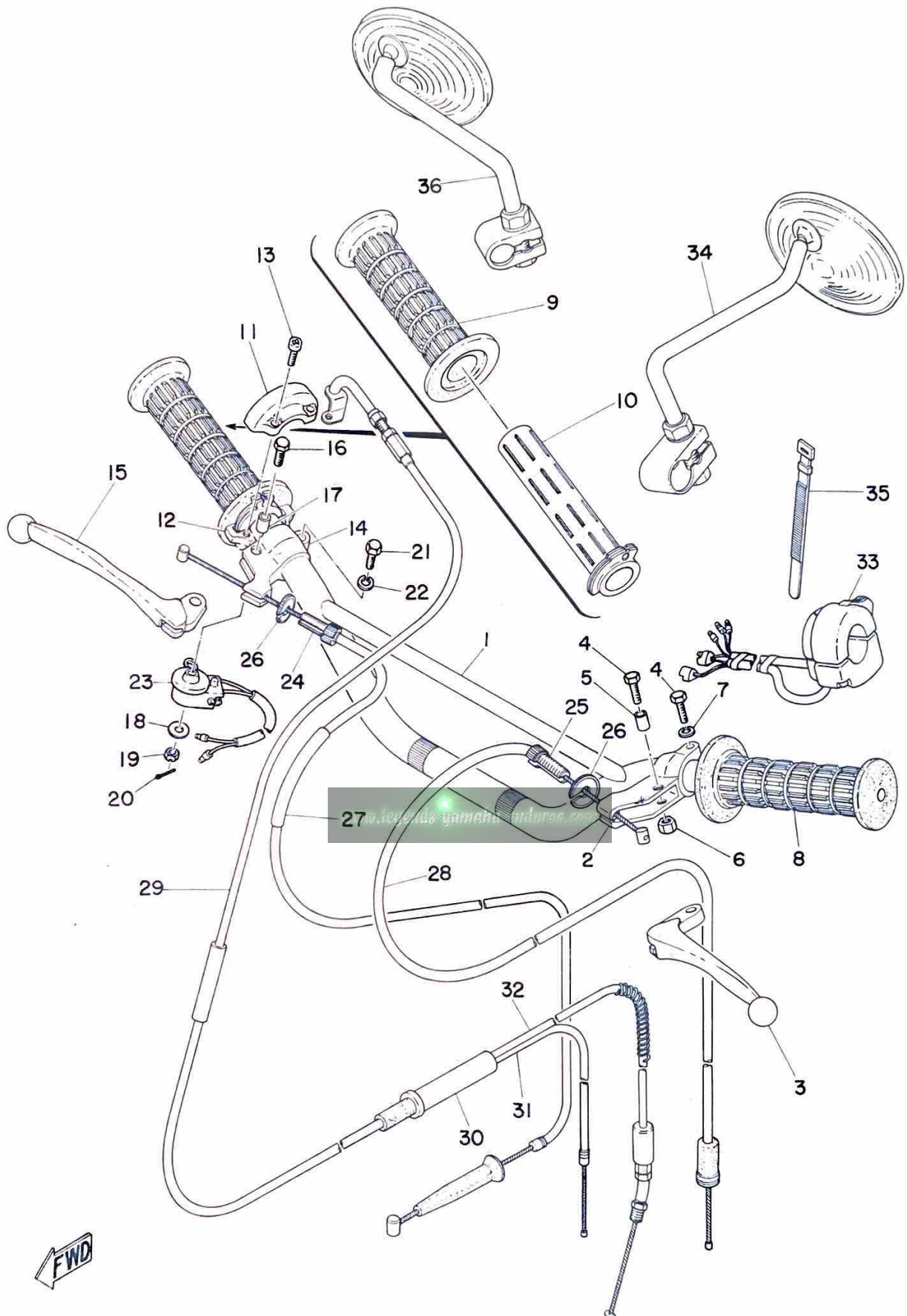


STEERING

Ref. No.	Parts No.	Description	Q'ty	Applicable Machine No.	Remarks
19- 1	276-23435-01-33	CROWN, handle	1		
19- 2	214-23441-00	HOLDER, handle upper	2		
19- 3	97203-08030	BOLT	4		
19- 4	92901-08100	WASHER, spring	5		
19- 5	97103-08045	BOLT	1		
19- 6	98803-08700	NUT, crown	1		
19- 7	214-23451-10	BOLT, steering fitting	1		
19- 8	214-23443-00	WASHER, crown	1		
19- 9	97103-08030	BOLT	2		
19-10	92901-08100	WASHER, spring	2		
19-11	137-23454-00	NUT, fitting	1		
19-12	122-23416-00	COVER, ball race	1		
19-13	122-23411-00	RACE, ball 1	1		
19-14	93503-16010	BALL (3/16")	22		
19-15	122-23412-00	RACE, ball 2	1		
19-16	156-23412-00	RACE, ball 2	1		
19-17	93501-04011	BALL (1/4")	19		
19-18	156-23411-00	RACE, ball 1	1		
19-19	164-23462-00	SEAL, dust	1		

www.legends-yamaha-enduros.com

Fig. 20 HANDLE · WIRE



HANDLE · WIRE

Ref. No.	Parts No.	Description	Q'ty	Applicable Machine No.	Remarks
20- 1	248-26111-01	HANDLE	1		
20- 0-1	214-82910-02	LEVER HOLDER ASS'Y, left	1		
20- 2	214-82911-01	. HOLDER, lever left	1		
20- 3	214-83912-00	. LEVER, left	1		
20- 4	91203-06020	. BOLT	2		
20- 5	214-83913-00	. COLLAR, lever	1		
20- 6	98801-06300	. NUT	1		
20- 7	92901-06100	. WASHER, spring	1		
20- 8	214-26241-00	GRIP, left	1		
20- 9	214-26242-00	GRIP, right	1		
20-10	214-26243-00	TUBE, guide	1		
20-11	214-26281-01	CAP, grip upper	1		
20-12	214-26282-01	CAP, grip under	1		
20-13	98503-05018	SCREW, pan head	2		
20- 0-2	233-82920-32	LEVER HOLDER ASS'Y, right	1		
20-14	233-82921-31	. HOLDER, lever right	1		
20-15	233-83922-30	. LEVER, right	1		
20-16	233-83915-01	. SCREW, lever fitting	1		
20-17	214-83913-00	. COLLAR, lever	1		
20-18	92901-05200	. WASHER, plain	1		
20-19	98801-05500	. NUT, slotted	1		
20-20	91401-12015	. PIN, cotter	1		
20-21	91203-06020	. BOLT	1		
20-22	92901-06100	. WASHER, spring	1		

HANDLE · WIRE

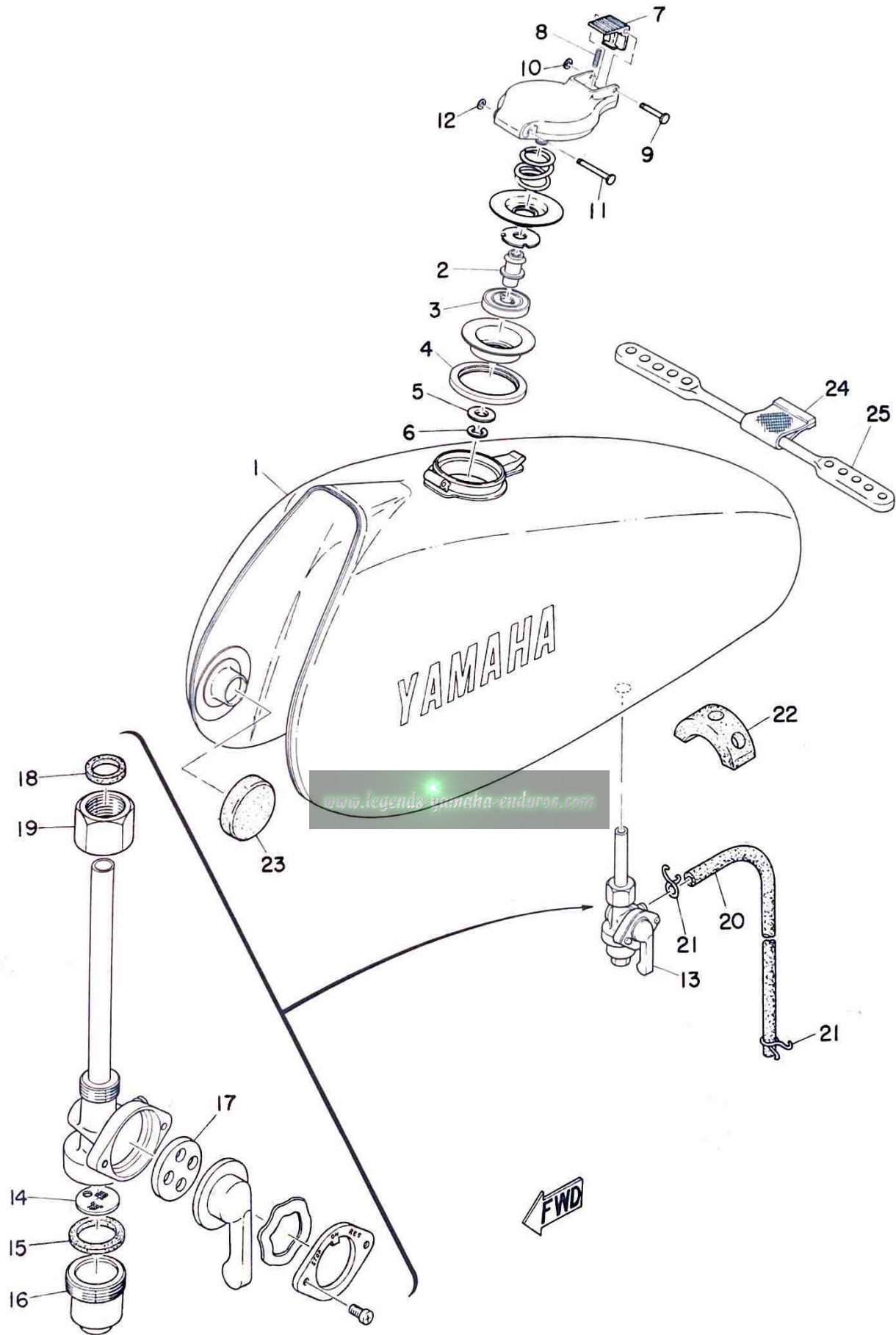
Ref. No.	Parts No.	Description	Q'ty	Applicable Machine No.	Remarks
20-23	233-83980-30	FRONT STOP SWITCH ASS'Y 1		
20-24	156-26346-00	BOLT, adjusting 1		
20-25	168-26337-00	BOLT, wire adjusting 1		
20-26	168-26344-00	NUT, wire adjusting 2		
20-27	276-26341-00	WIRE, brake 1		
20-28	276-26335-00	WIRE, clutch 1		
20-29	305-26311-00	WIRE, throttle 1 1		
20-30	214-26261-00	CYLINDER 1		
20-31	276-26312-00	WIRE, throttle 2 1		
20-32	248-26321-00	WIRE, pump 1		
20-33	233-83973-00	SWITCH, handle 3 1		
20-34	257-26290-10	BACK MIRROR ASS'Y, left 1		
20-35	168-83936-01	BAND, switch cord 2		

ALTERNATE PARTS

www.legends-yamaha-enduros.com

20-36	257-26290-00	BACK MIRROR ASS'Y, right	...		
-------	--------------	--------------------------	-----	--	--

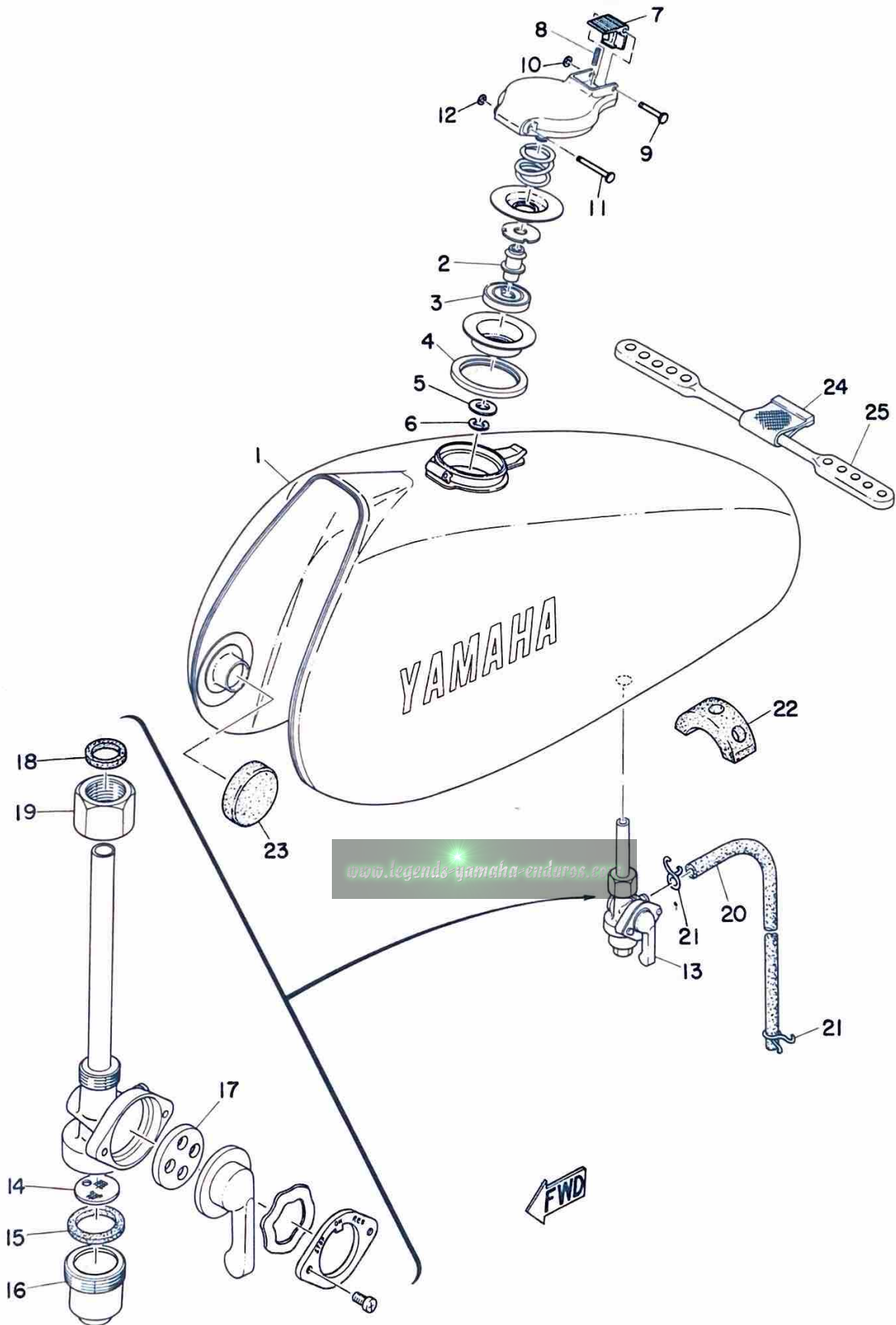
Fig. 21 FUEL TANK



FUEL TANK

Ref. No.	Parts No.	Description	Q'ty	Applicable Machine No.	Remarks
21- 1	305-24110-00-64	FUEL TANK COMP.	1		Candy Green
21- 0-1	308-24610-00	CAP ASS'Y	1		
21- 2	308-24642-00	. GASKET, cap 2	1		
21- 3	308-24641-00	. GASKET, cap 1	1		
21- 4	308-24612-00	. PACKING, cap	1		
21- 5	92901-08200	. WASHER, plain	1		
21- 6	93430-06005	. CIRCLIP (E-6)	1		
21- 7	308-24628-00	. FOOK	1		
21- 8	308-24637-00	. SPRING, fook	1		
21- 9	308-24624-00	. PIN 2	1		
21-10	93430-02001	. CIRCLIP (E-2)	1		
21-11	308-24623-00	PIN 1	1		
21-12	93430-02001	CIRCLIP (E-2)	1		
21-13	304-24500-00	FUEL COCK ASS'Y	1		
21-14	132-24515-00	. NET, filter	1		
21-15	132-24522-00	. GASKET, filter	1		
21-16	132-24521-00	. CUP, filter	1		
21-17	137-24523-00	. VALVE	1		
21-18	132-24532-00	. GASKET, nut	1		
21-19	132-24531-00	. NUT	1		
21-20	174-24331-00	PIPE, fuel	1		
21-21	101-24356-00	CLIP, pipe	2		
21-22	248-24183-00	DAMPER, locating 3	1		

Fig. 21 FUEL TANK

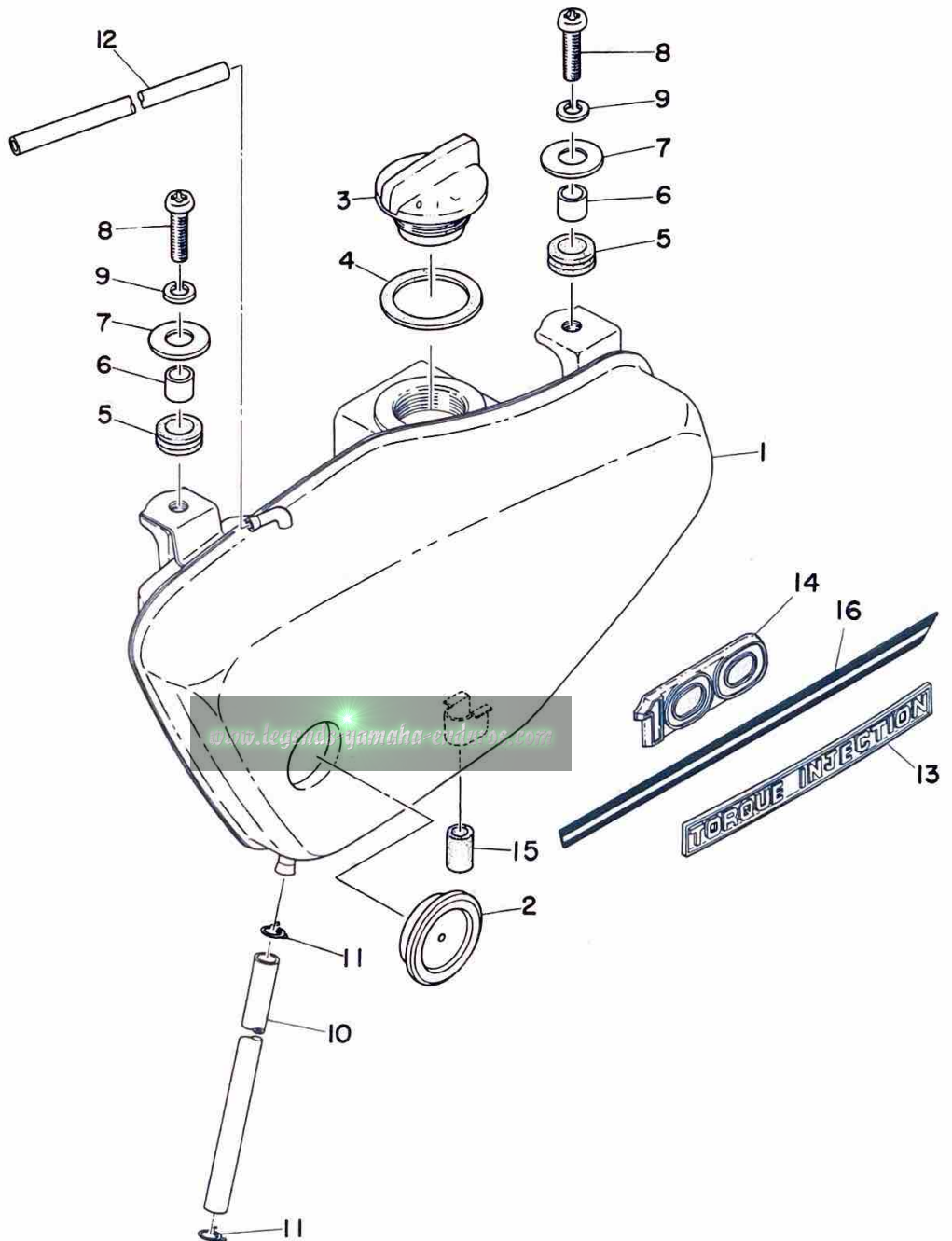


FUEL TANK

Ref. No.	Parts No.	Description	Q'ty	Applicable Machine No.	Remarks
21-23	156-24181-00	DAMPER, locating 1	2		
21-24	214-24173-00	BAND, tank fitting	1		
21-25	248-24173-00	BAND, tank fitting	1		

www.legends-yamaha-enduros.com

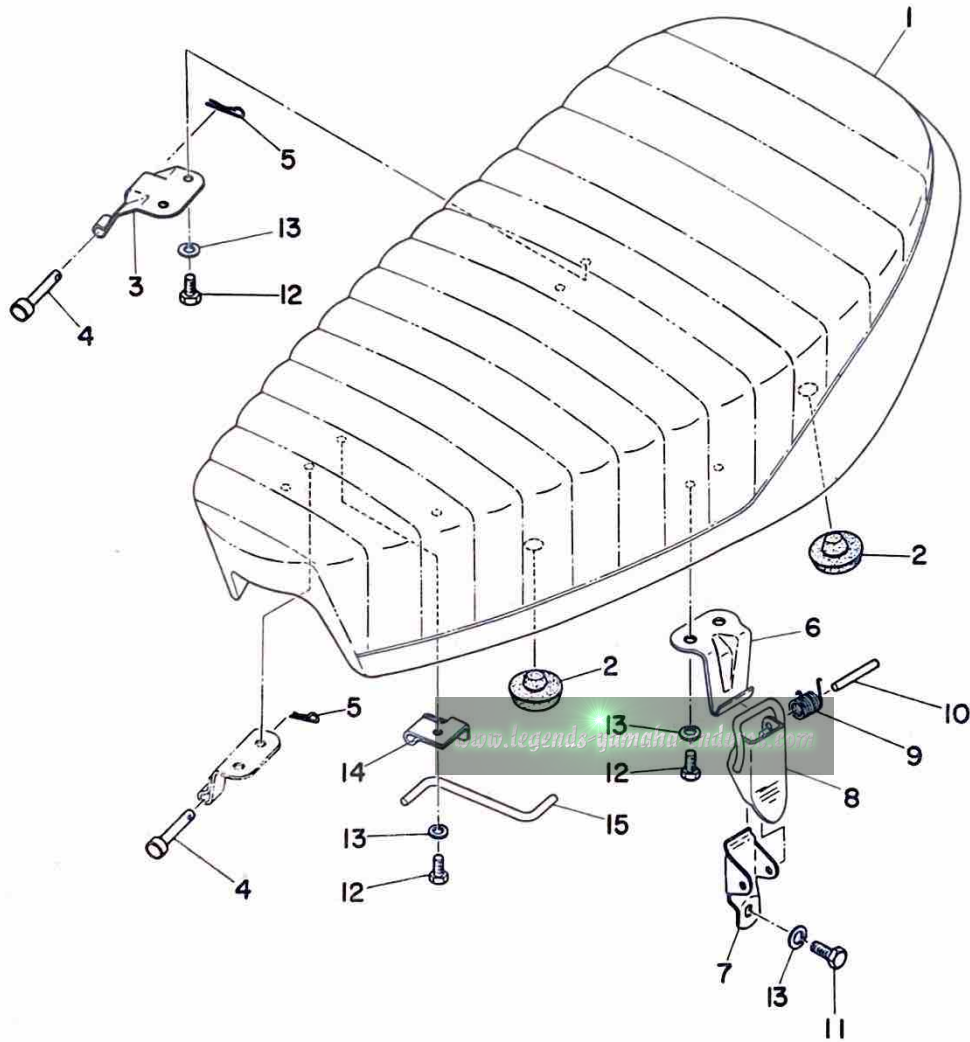
Fig. 22 OIL TANK



OIL TANK

Ref. No.	Parts No.	Description	Q'ty	Applicable Machine No.	Remarks
22- 1	304-21705-01-64	OIL TANK ASS'Y	1		Candy Green
22- 2	214-21761-00	. GAUGE, level	1		
22- 3	214-21771-00	CAP, oil tank	1		
22- 4	214-21772-00	GASKET, cap (29-37-2)	1		
22- 5	214-21717-00	DAMPER, battery box	2		
22- 6	214-21633-00	COLLAR, fender mount	2		
22- 7	116-28324-00	WASHER, leg shield (6.5-20-1.6) ..	2		
22- 8	92501-06025	SCREW, pan head	2		
22- 9	92901-06100	WASHER, spring	2		
22-10	248-21766-00	PIPE, oil	1		
22-11	101-24356-00	CLIP, pipe	2		
22-12	248-21745-00	PIPE, oil tank breather	1		
22-13	305-21787-00	EMBLEM, torque injection	1		
22-14	305-21786-01-64	EMBLEM 100	1		Candy Green
22-15	214-21779-00	DAMPER, oil tank 2	1		
<i>www.legends-yamaha-enduros.com</i>					
22-16	304-21799-00-33	GRAPHIC, oil tank	1		Yamaha Black

Fig. 23 SEAT

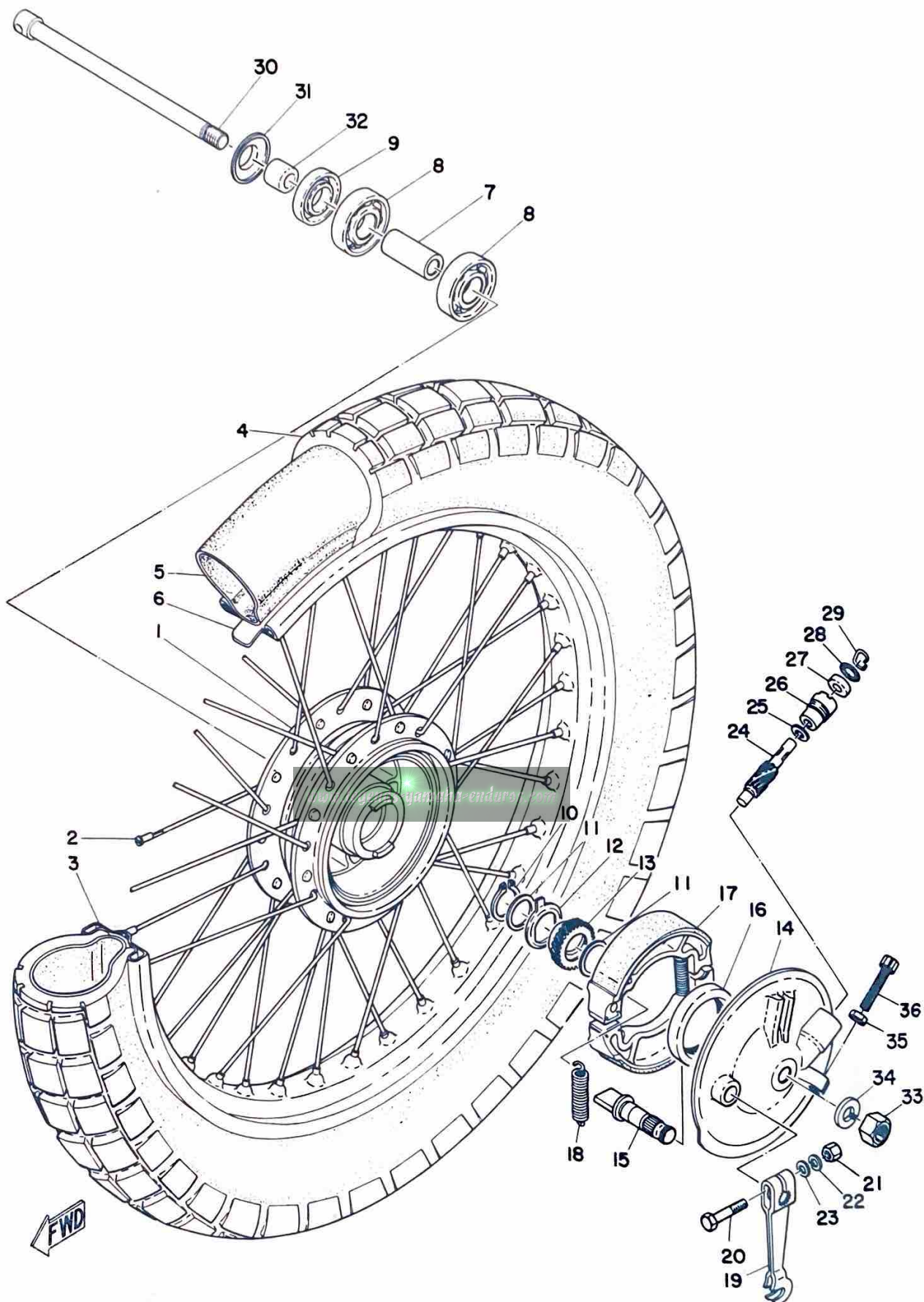


SEAT

Ref. No.	Parts No.	Description	Q'ty	Applicable Machine No.	Remarks
23- 1	305-24710-00	SINGLE SEAT ASS'Y	1		
23- 2	174-24741-00	PAD, seat	2		
23- 3	276-24769-00-33	HINGE, bracket rear	1		
23- 4	91502-05055	PIN, clevis	2		
23- 5	156-83525-00	CLIP	2		
23- 6	214-24728-00-33	BRACKET, seat	1		
23- 7	214-24718-00	BRACKET, seat under	1		
23- 8	214-24776-00-33	LEVER, seat	1		
23- 9	214-24758-00	SPRING, seat	1		
23-10	214-24727-00	PIN, seat, fitting	1		
23-11	91202-06010	BOLT	1		
23-12	91202-06012	BOLT	5		
23-13	92901-06100	WASHER, spring	6		
23-14	276-24748-00	BRACKET, seat stopper	1		
23-15	276-24768-00	STOPPER, seat	1		

www.legends-yamaha-enduros.com

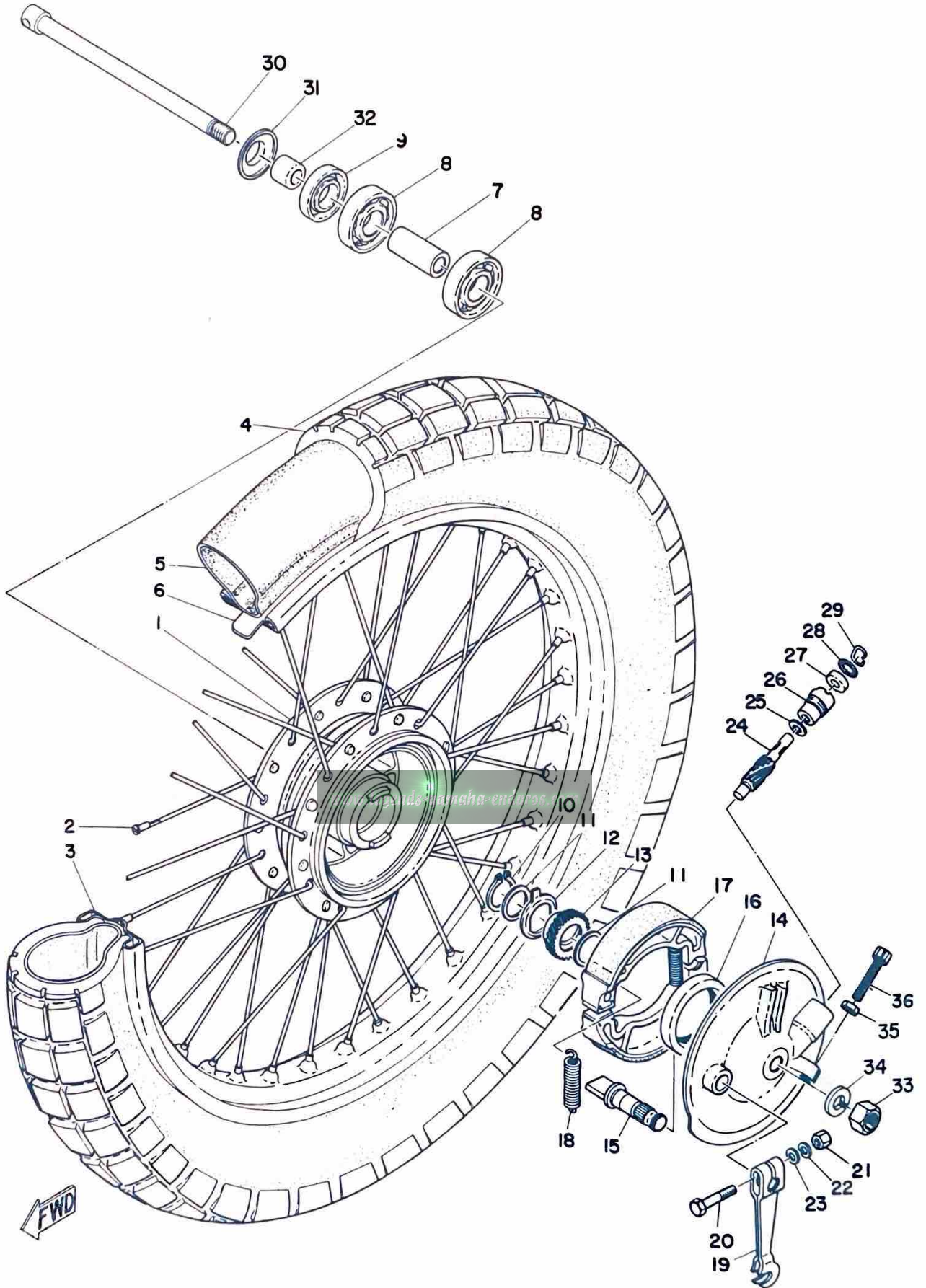
Fig. 24 FRONT WHEEL



FRONT WHEEL

Ref. No.	Parts No.	Description	Q'ty	Applicable Machine No.	Remarks
24- 1	248-25111-00	HUB, front	1		
24- 2	276-25104-00	SPOKE SET	1s		
24- 3	94414-18007	RIM (1.40-18)	1		
24- 4	94127-18085	TIRE, front (2.75-18-4PR)	1		
24- 5	94227-18009	TUBE (2.75-18)	1		
24- 6	94327-18007	BAND, rim (2.75-18)	1		
24- 7	183-25117-00	SPACER, bearing	1		
24- 8	93306-30103	BEARING (6301Z)	2		
24- 9	93102-18008	OIL SEAL (SD-18-37-8)	1		
24-10	93410-20009	CIRCLIP	1		
24-11	183-25147-00	WASHER, thrust 2 (20.5-26-1) ..	2		
24-12	183-25149-00	CLUTCH, meter	1		
24-13	248-25135-00	GEAR, drive	1		
24-14	248-25121-00	PLATE, brake shoe	1		
24-15	122-25351-01	CAM SHAFT	1		
24-16	93105-47007	OIL SEAL (SDD-47-58-7)	1		
24-17	326-25330-00	BRAKE SHOE COMP.	2		
24-18	102-25333-00	SPRING, return	2		
24-19	137-25155-00	LEVER, cam shaft	1		
24-20	¹⁰³ 91202 -06030	BOLT	1		
24-21	98801-06100	NUT	1		
24-22	92901-06100	WASHER, spring	1		
24-23	92901-06200	WASHER, plain	1		
24-24	214-25138-00	GEAR, meter	1		

Fig. 24 FRONT WHEEL

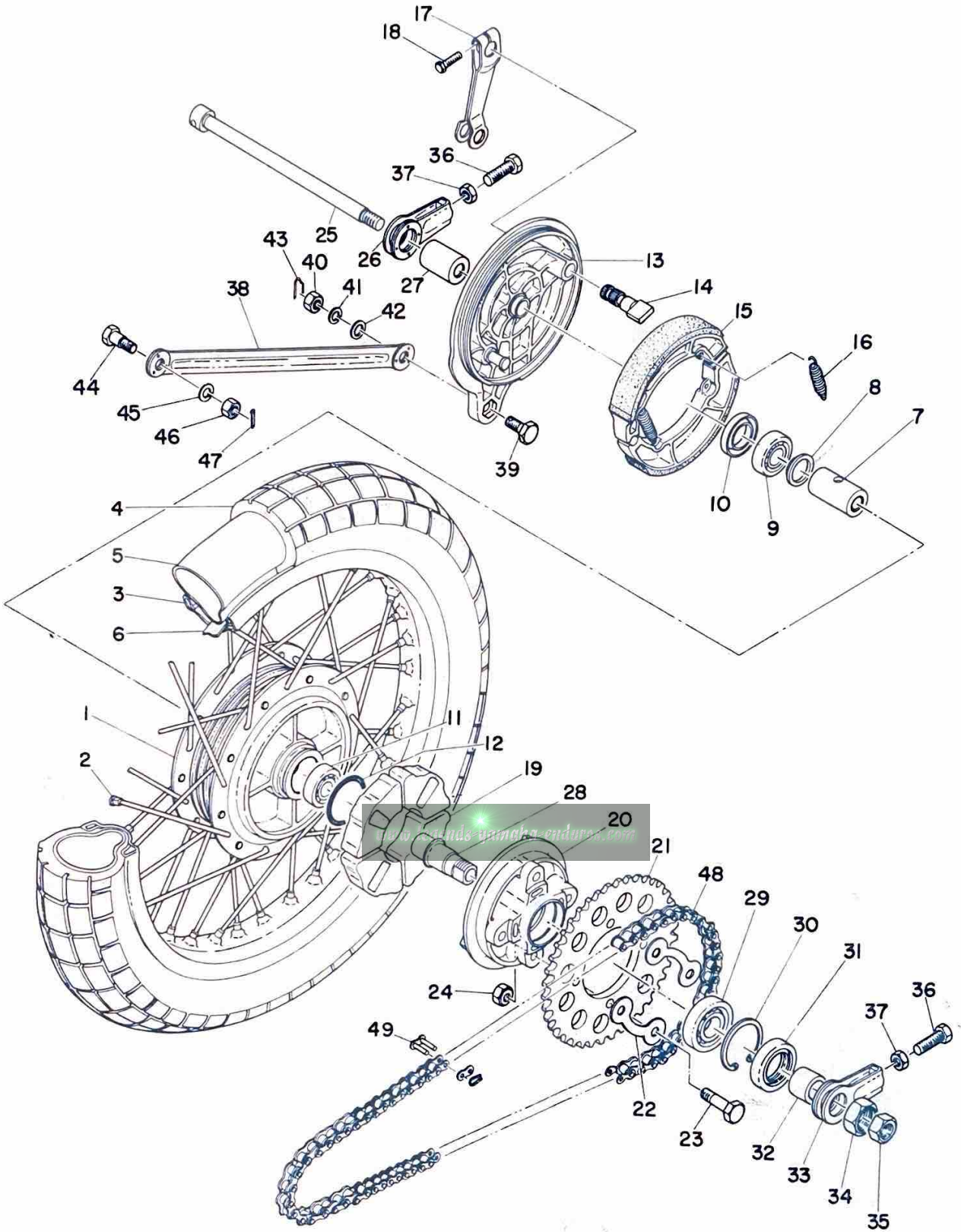


FRONT WHEEL

Ref. No.	Parts No.	Description	Q'ty	Applicable Machine No.	Remarks
24-25	183-25146-00	WASHER, thrust 1 (7-12-0.8)	... 1		
24-26	109-25136-00	BUSHING	1		
24-27	93104-07003	OIL SEAL (SO-7-14-4)	1		
24-28	93210-14104	O-RING (2.4-13.8)	1		
24-29	102-25137-00	RING, stop	1		
24-30	183-25181-01	SHAFT, wheel	1		
24-31	183-25118-00	COVER, hub dust	1		
24-32	183-25183-00	COLLAR, wheel shaft	1		
24-33	98801-12200	NUT	1		
24-34	92901-12100	WASHER, spring	1		
24-35	109-26344-00	NUT, wire adjusting	1		
24-36	109-26345-00	BOLT, wire adjusting	1		

www.legends-yamaha-enduros.com

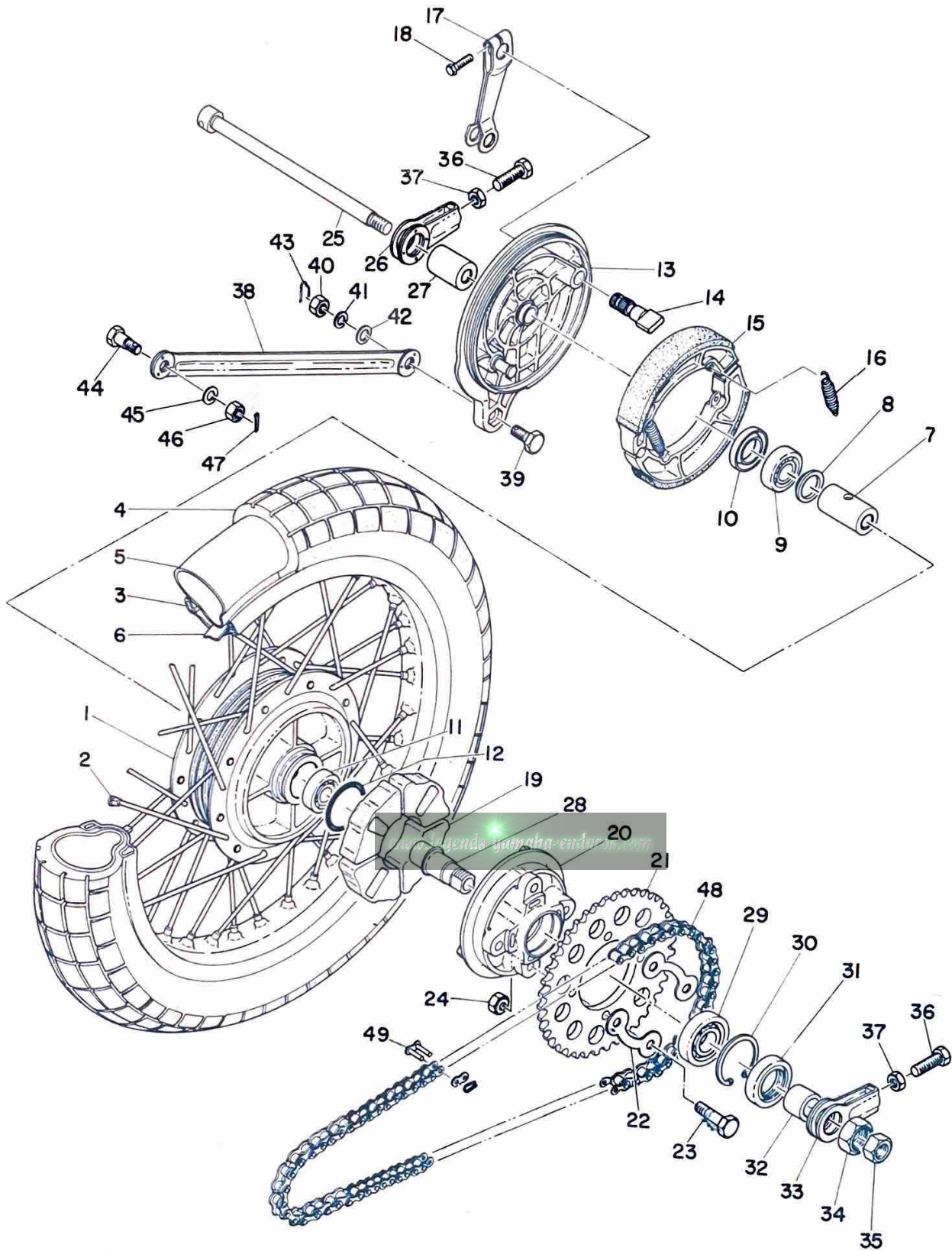
Fig. 25 REAR WHEEL



REAR WHEEL

Ref. No.	Parts No.	Description	Q'ty	Applicable Machine No.	Remarks
25- 1	183-25311-00	HUB	1		
25- 2	183-25304-00	SPOKE SET	1s		
25- 3	94414-18007	RIM (1.40-18)	1		
25- 4	94130-18073	TIRE, rear (3.00-18-4PR)	1		
25- 5	94230-18012	TUBE (3.00-18)	1		
25- 6	94330-18010	BAND, rim (3.00-18)	1		
25- 7	136-25317-00	SPACER, bearing	1		
25- 8	183-25315-00	FLANGE, spacer	1		
25- 9	93306-20201	BEARING (6202)	1		
25-10	93104-22018	OIL SEAL (SO-22-35-5)	1		
25-11	93306-20204	BEARING (6202Z)	1		
25-12	93210-42101	O-RING (2.5-4.17)	1		
25-13	248-25321-00	PLATE, brake shoe	1		
25-14	248-25351-00	CAM, shaft	1		
25-15	183-25330-00	BRAKE SHOE COMP.	2		
25-16	183-25333-00	SPRING, return	2		
25-17	304-25355-00	LEVER, cam shaft	1		
25-18	91201-06030	BOLT	1		
25-19	132-25364-00	DAMPER, clutch	4		
25-20	183-25366-01	CLUTCH, hub	1		
25-21	276-25445-10	GEAR, sprocket wheel (45T) ...	} U.R 1		S. T. D.
	276-25449-10	GEAR, sprocket wheel (49T) ...			
	276-25452-10	GEAR, sprocket wheel (52T) ...			
25-22	102-25412-00	WASHER, lock	2		

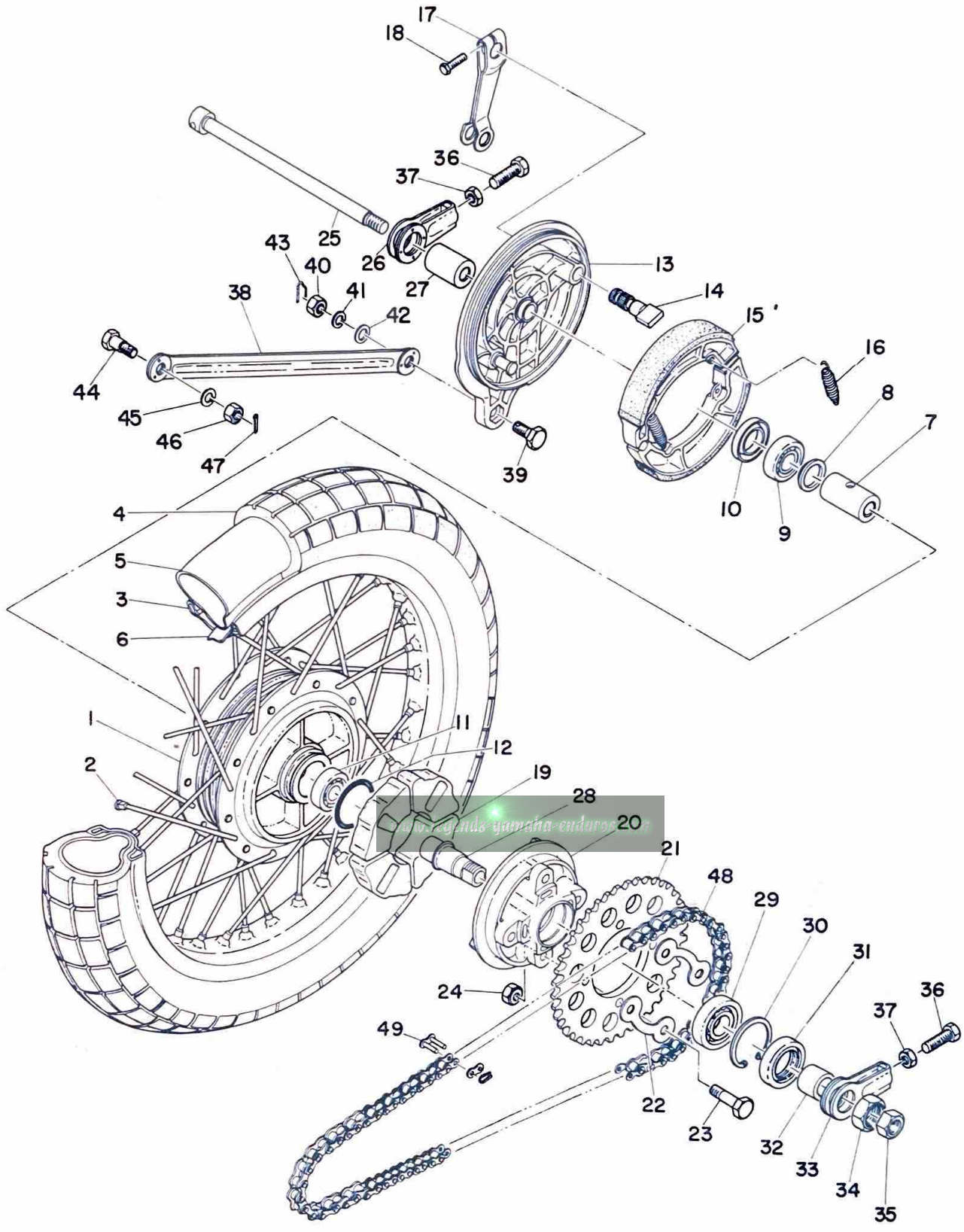
Fig. 25 REAR WHEEL



REAR WHEEL

Ref. No.	Parts No.	Description	Q'ty	Applicable Machine No.	Remarks
25-23	207-25411-00 90-09080-57	BOLT, fitting	4		
25-24	98801-08200 953-63087-60	NUT	4		
25-25	183-25381-00	SHAFT, wheel	1		
25-26	248-25388-00	PULLER, chain	1		
25-27	183-25383-00	COLLAR, wheel shaft	1		
25-28	183-25387-00	SHAFT, sprocket	1		
25-29	93306-00406	BEARING (6004Z)	1		
25-30	93420-42007	CIRCLIP (R-42)	1		
25-31	93106-26005	OIL SEAL (DD-26-42-8)	1		
25-32	183-25386-00	COLLAR, sprocket shaft	1		
25-33	214-25388-00	PULLER, chain	1		
25-34	137-25385-00 90-70201-67	NUT, sprocket shaft	1		
25-35	98801-14200	NUT	1		
25-36	168-25379-00 90-01080-34	BOLT, chain puller	2		
25-37	98803-08300	NUT	2		
25-38	183-25371-00	BAR, tension	1		
25-39	109-25373-00 90-09080-63	BOLT, tension bar	1		
25-40	98801-08300	NUT	1		
25-41	92901-08100	WASHER, spring	1		
25-42	92901-08200	WASHER, plain	1		
25-43	91401-25012	PIN, cotter	1		
25-44	183-25378-00	BOLT, tension bar	1		
25-45	92901-08100	WASHER, spring	1		

Fig. 25 REAR WHEEL

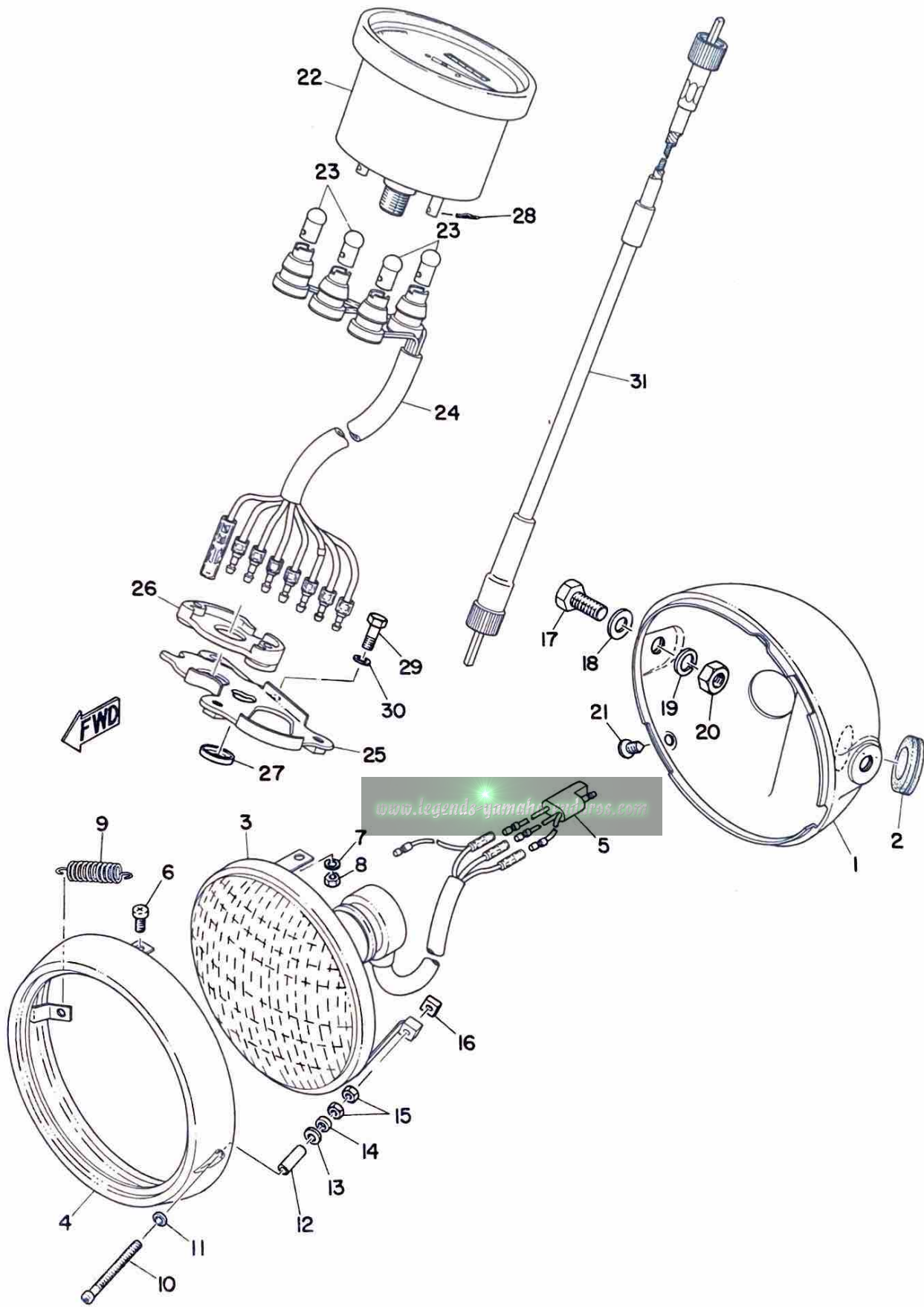


REAR WHEEL

Ref. No.	Parts No.	Description	Q'ty	Applicable Machine No.	Remarks
25-46	98801-08300	NUT	1		
25-47	91401-25012	PIN, cotter	1		
25-48	94504-28106	CHAIN (DK428-106L)	1		
25-49	94604-28001	. JOINT, chain	1		

www.legends-yamaha-enduros.com

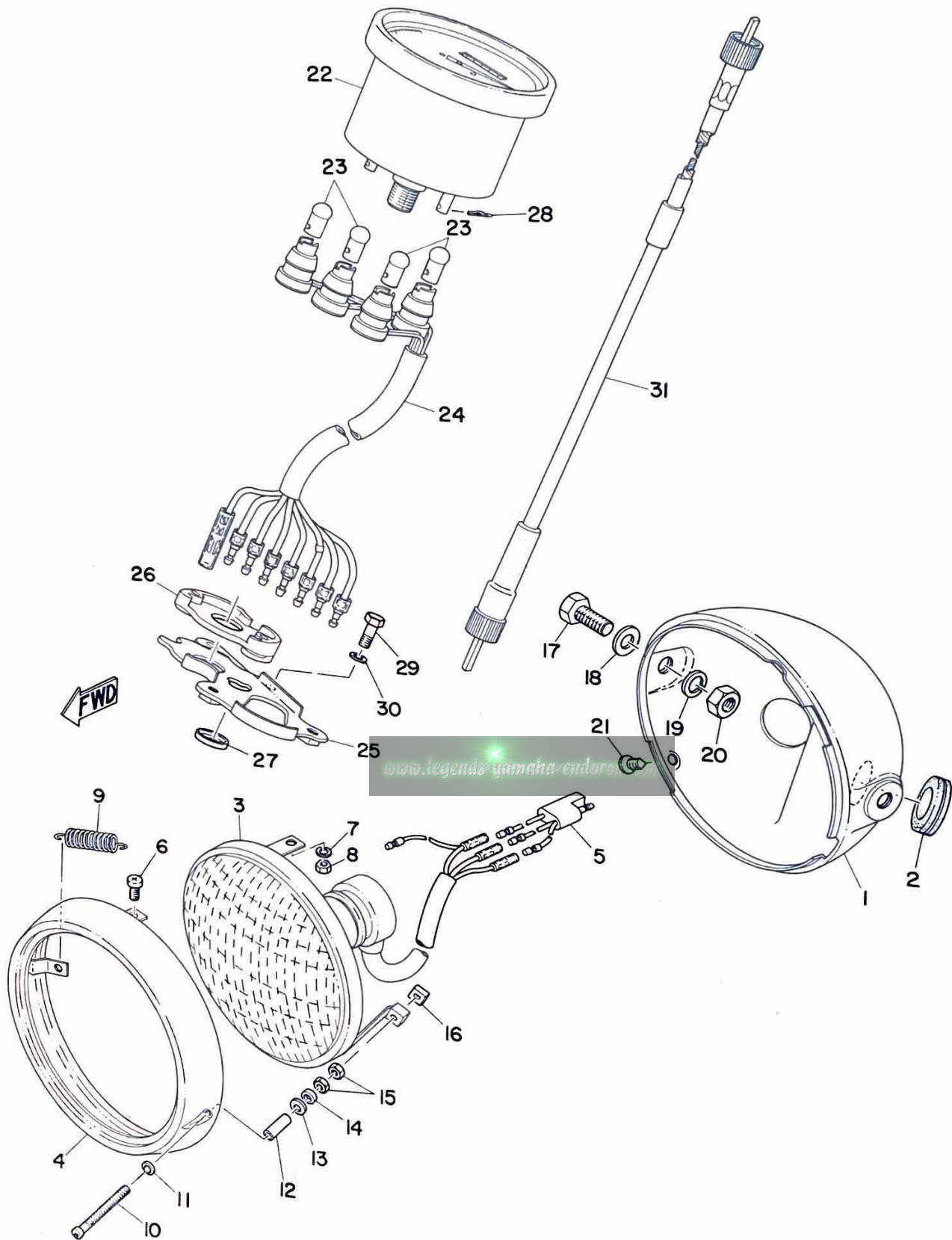
Fig. 26 HEAD LAMP · SPEEDOMETER



HEAD LAMP · SPEEDOMETER

Ref. No.	Parts No.	Description	Q'ty	Applicable Machine No.	Remarks
26- 1	277-84130-60-64	BODY ASS'Y	1		Candy Green
26- 2	150-84153-00	. GROMMET	2		
26- 0-1	277-84110-60	HEAD LAMP UNIT ASS'Y	1		
26- 3	277-84120-60	. LENS ASS'Y	1		
26- 4	261-84315-61	. RIM, head lamp	1		
26-5	214-84159-61	. CORD ASS'Y	1		
26- 6	98501-04010	. SCREW, pan head	2		
26- 7	92901-04100	. WASHER, spring	2		
26- 8	802-84126-00	. NUT	2		
26- 9	132-84335-60	. SPRING, lens adjust	1		
26-10	198-84331-60	. SCREW, rim adjuster	1		
26-11	233-84127-60	. WASHER	1		
26-12	233-84133-60	. SPACER 1	1		
26-13	92901-04200	. WASHER, plain	1		
26-14	132-84328-60	SPACER	1		
26-15	802-84126-00	. NUT	2		
26-16	198-84334-60	. NUT, adjust	1		
26-17	97204-08018	BOLT	2		
26-18	9290 ³ 4 -08200	WASHER, plain	2		
26-19	92901-08100	WASHER, spring	2		
26-20	98801-08100	NUT	2		
26-21	195-84325-00	SCREW, rim fitting	1		
26-22	305-83510-60	SPEEDOMETER ASS'Y	1		Mile/H
26-23	122-83516-10	. BULB (6V/3W)	4		

Fig. 26 HEAD LAMP · SPEEDOMETER

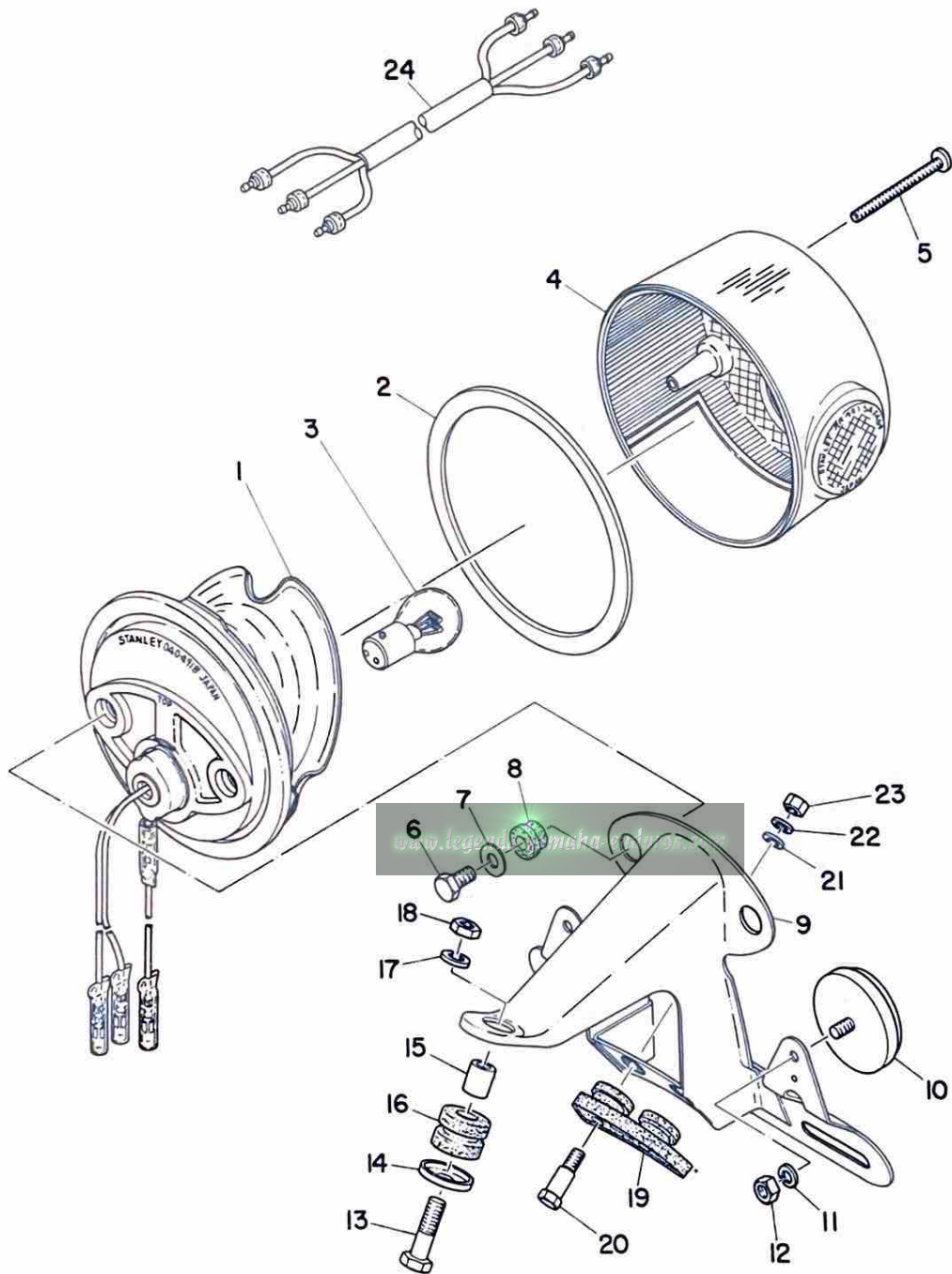


HEAD LAMP · SPEEDOMETER

Ref. No.	Parts No.	Description	Q'ty	Applicable Machine No.	Remarks
26-24	305-83520-60	. SOCKET ASS'Y	1		
26-25	276-83519-01-33	BRACKET, meter	1		
26-26	237-83523-00	DAMPER	1		
26-27	214-83524-00	WASHER, special	2		
26-28	156-83525-00	CLIP	2		
26-29	91201-06015	BOLT	2		
26-30	92901-06100	WASHER, spring	2		
26-31	248-83550-00	SPEEDOMETER CABLE ASS'Y ...	1		

www.legends-yamaha-enduros.com

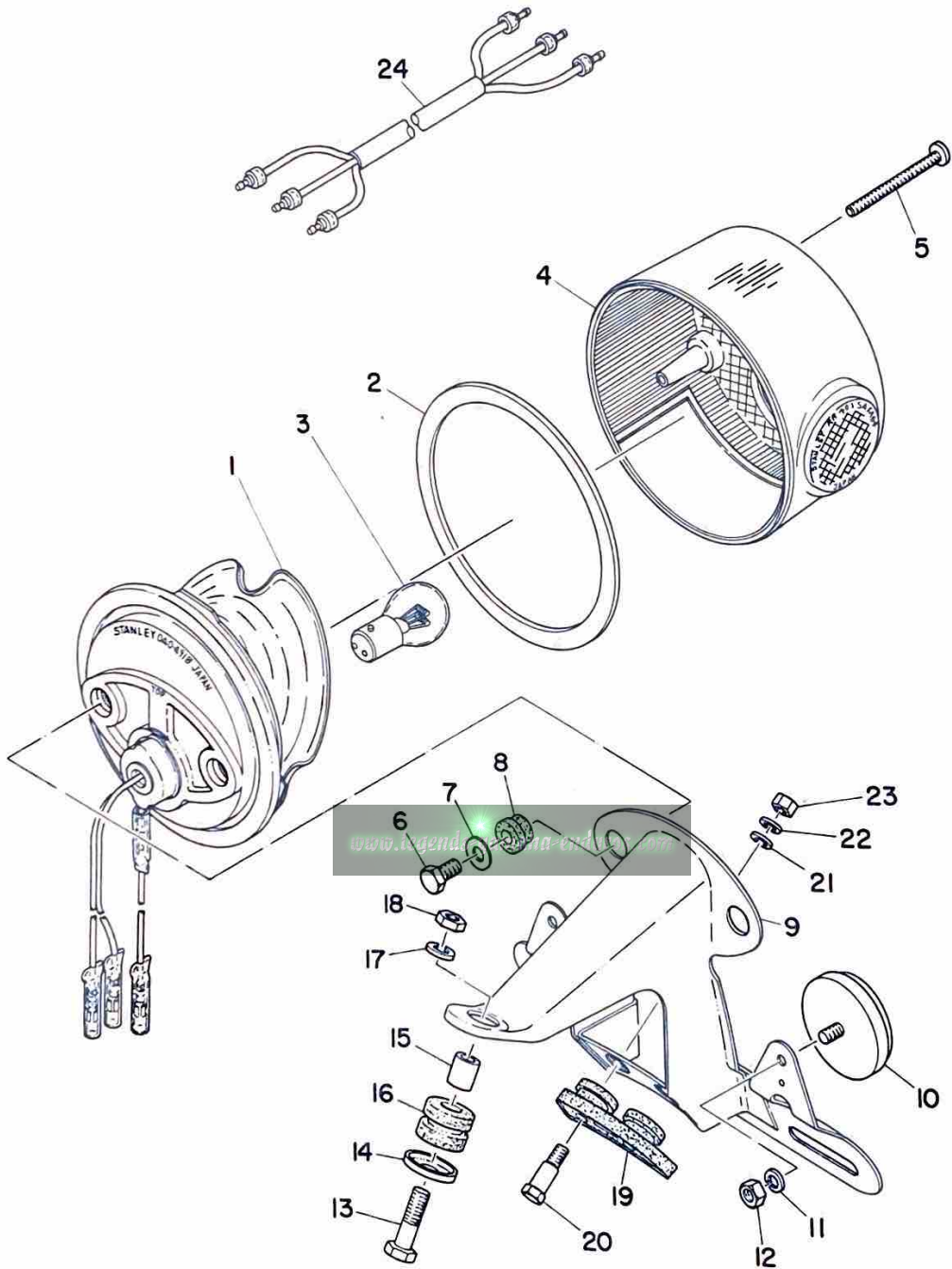
Fig. 27 TAIL LAMP



TAIL LAMP

Ref. No.	Parts No.	Description	Q'ty	Applicable Machine No.	Remarks
27- 0-1	275-84510-60	TAIL LAMP UNIT ASS'Y	1		
27- 1	275-84511-60	. BASE, tail lamp	1		
27- 2	275-84523-60	. GASKET, tail lens	1		
27- 3	122-84514-30	. BULB, tail lamp (6V 17/5.3W) ..	1		
27- 4	275-84521-60	. LENS, tail lamp	1		
27- 5	275-84524-60	. SCREW, lens fitting	1		
27- 6	275-84526-60	. SCREW	2		
27- 7	275-84525-60	. WASHER, special	2		
27- 8	275-84527-60	. DAMPER	2		
27- 9	275-84551-60-35	BRACKET, license	1		Silver
27-10	278-85111-00	REFLECTOR	2		
27-11	92901-05100	WASHER, spring	2		
27-12	98801-05100	NUT	2		
27-13	91203-06025	BOLT	1		
27-14	102-28323-00	WASHER, leg shield	1		
27-15	214-21633-00	COLLAR, fender mount	1		
27-16	214-21717-00	DAMPER, battery box 1	1		
27-17	92901-06100	WASHER, spring	1		
27-18	92801-06100	NUT	1		
27-19	214-84553-01	DAMPER, license bracket	1		
27-20	168-21738-00	BOLT	2		
27-21	92901-08200	WASHER, plain	2		

Fig. 27 TAIL LAMP

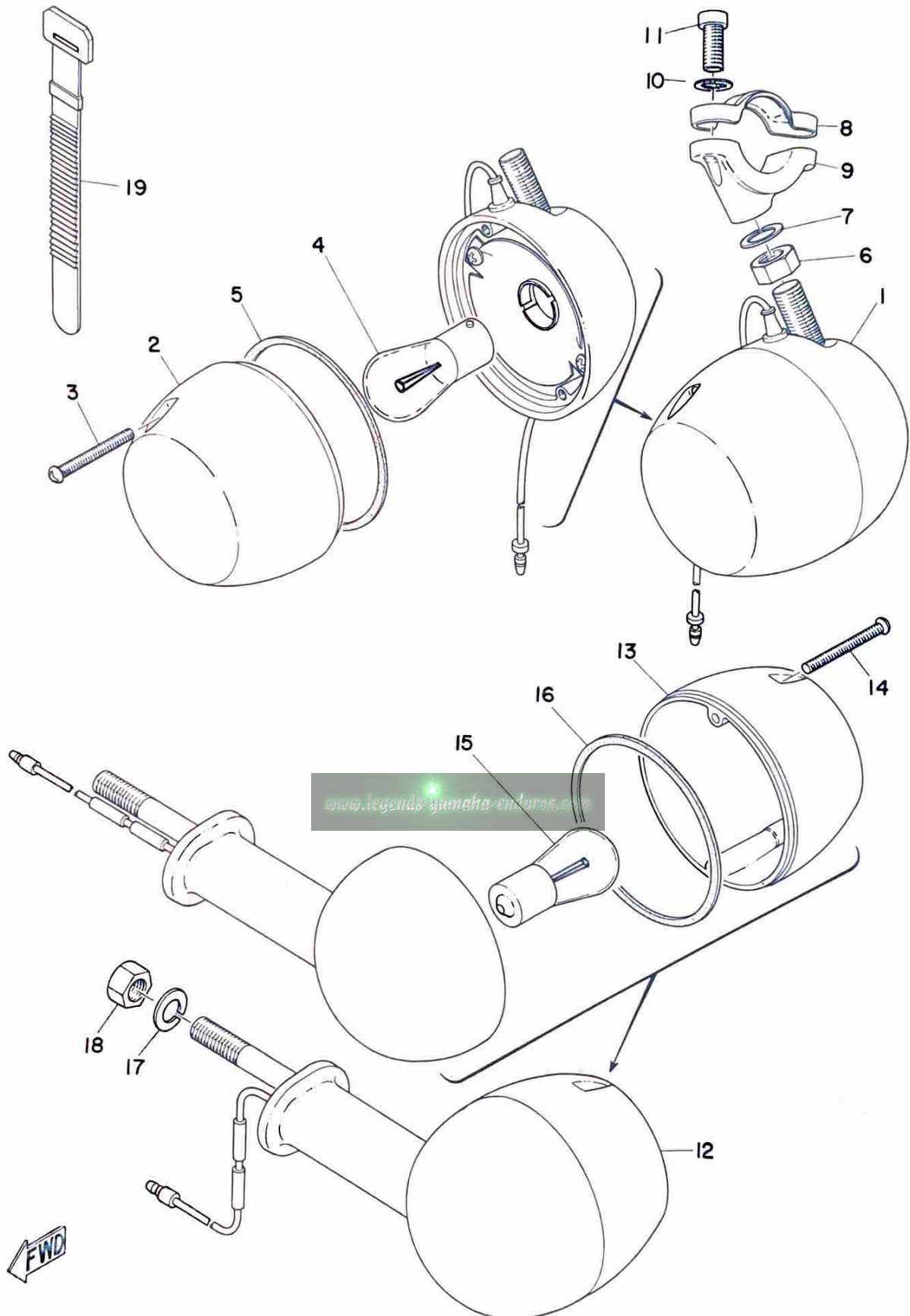


TAIL LAMP

Ref. No.	Parts No.	Description	Q'ty	Applicable Machine No.	Remarks
27-22	92901-06100	WASHER, spring	2		
27-23	92801-06100	NUT	2		
27-24	277-84717-60	CORD, tail lamp	1		

www.legends-yamaha-enduros.com

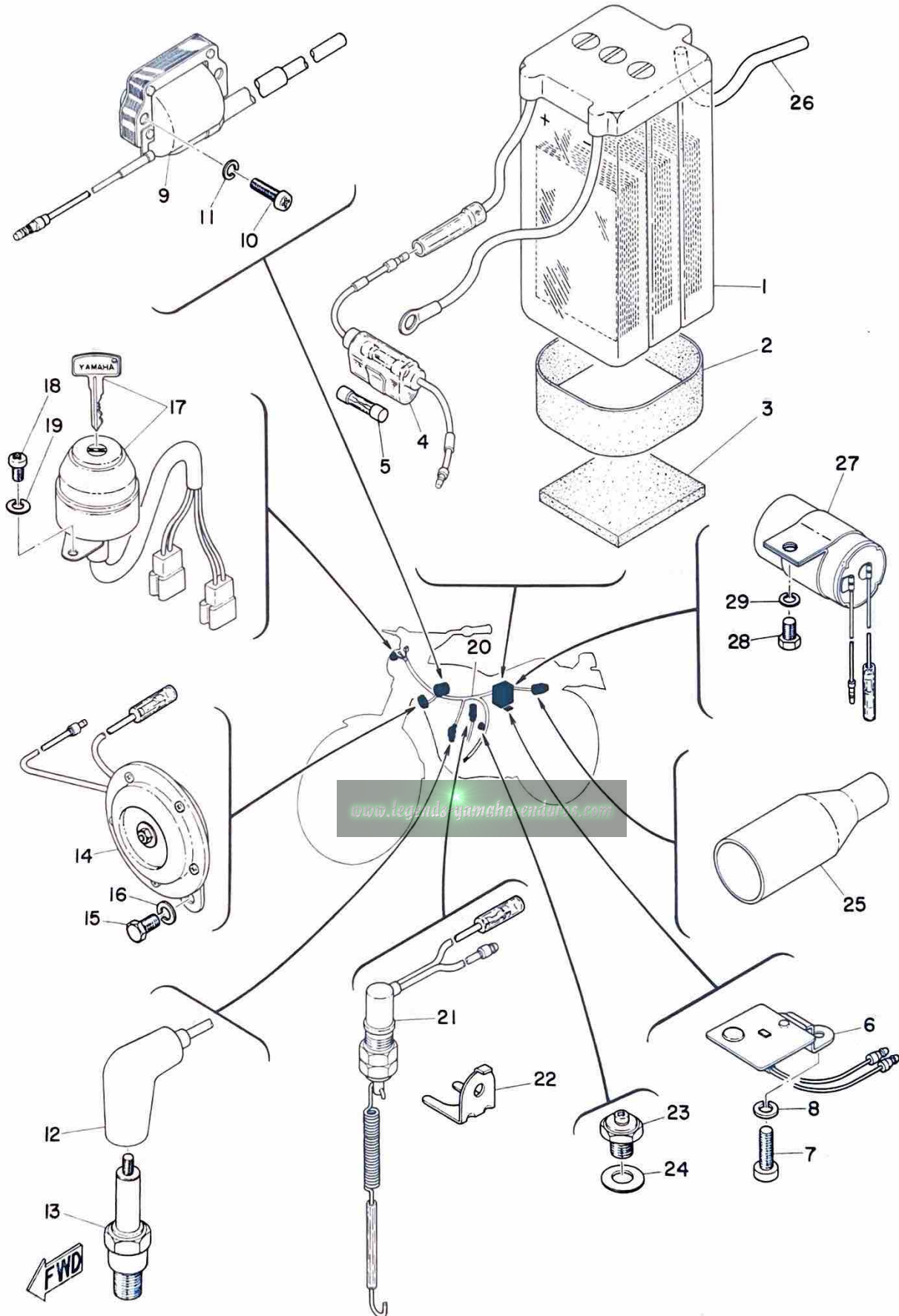
Fig. 28 FLASHER LAMP



FLASHER LAMP

Ref. No.	Parts No.	Description	Q'ty	Applicable Machine No.	Remarks
28- 1	277-83310-60-93	FRONT FLASHER LAMP ASS'Y, left	1		Amber
	277-83320-60-93	FRONT FLASHER LAMP ASS'Y, right	1		Amber
28- 2	183-83312-70	. LENS, flasher	2		Amber
28- 3	183-83333-71	. SCREW, lens fitting	4		
28- 4	115-83311-60	. BULB (6V 21CP)	2		
28- 5	183-83313-70	. GASKET, flasher lens	2		
28- 6	98801-08100	NUT	2		
28- 7	98803-08300	NUT	2		
28- 8	275-83318-00	STAY, flasher 1	2		
28- 9	275-83328-00	STAY, flasher 2	2		
28-10	92901-06300	WASHER, tooth	4		
28-11	92503-06015	SCREW, pan head	4		
28-12	305-83330-65-93	REAR FLASHER LAMP ASS'Y, left	1		Red
	305-83340-65-93	REAR FLASHER LAMP ASS'Y, right	1		Red
28-13	211-83332-75	. LENS, flasher	2		Red
28-14	183-83333-71	. SCREW, lens fitting	4		
28-15	115-83311-60	. BULB (6V 21CP)	2		
28-16	183-83313-70	. GASKET, flasher lens	2		
28-17	92901-08100	WASHER, spring	2		
28-18	98801-08100	NUT	2		
28-19	168-83936-01	BAND, switch cord	2		

Fig. 29 ELECTRICAL

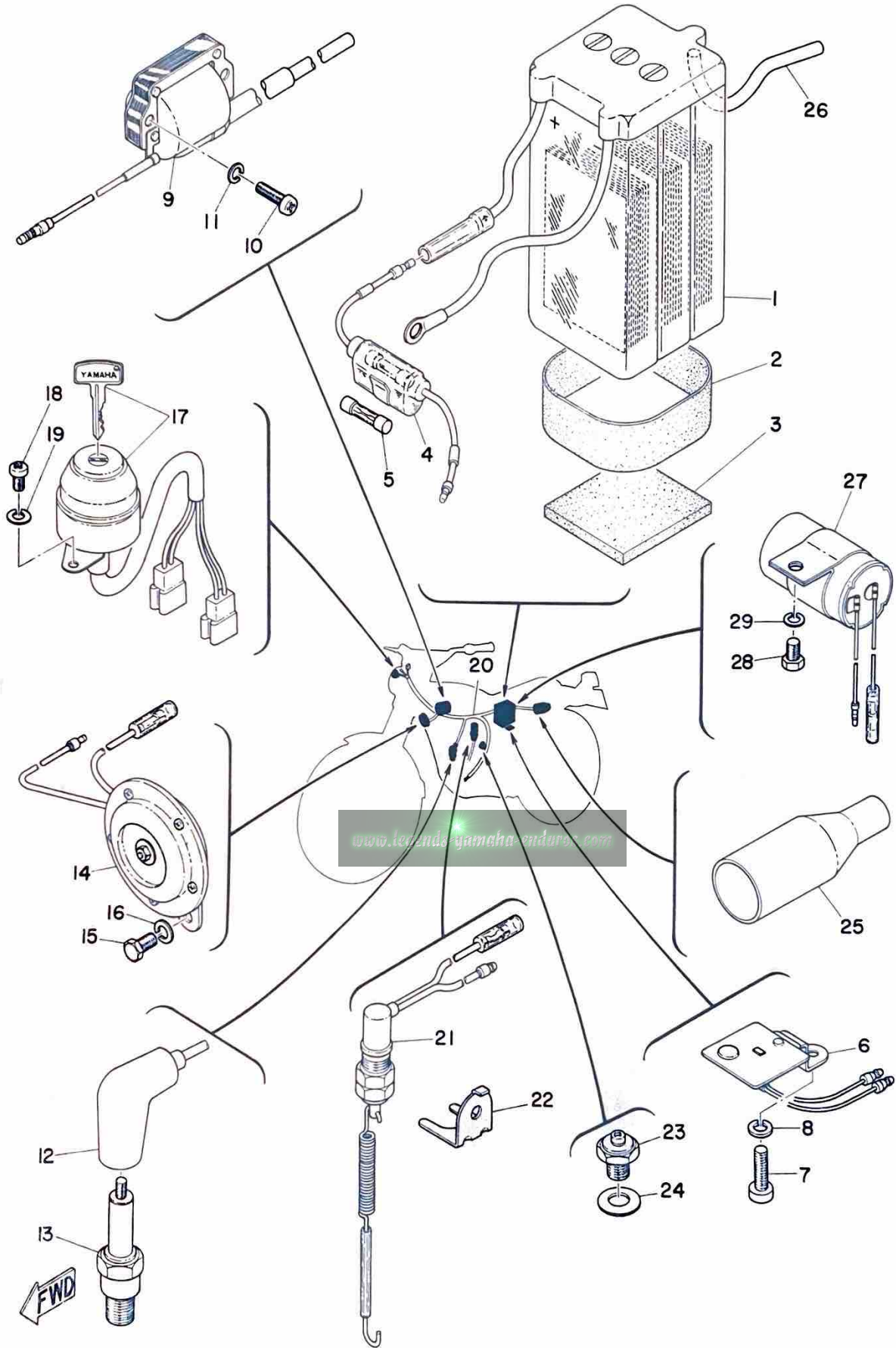


www.legends-yamaha-enduro.com

ELECTRICAL

Ref. No.	Parts No.	Description	Q'ty	Applicable Machine No.	Remarks
29- 1	104-82110-11	BATTERY ASS'Y (FURUKAWA) ..	U.R 1		
	104-82110-20	BATTERY ASS'Y (NIHON DENCHI)			
29- 2	214-82124-00	BAND, battery	1		
29- 3	304-82122-00	SEAT, battery	1		
29- 4	116-82150-00	FUSE HOLDER ASS'Y	1		
29- 5	116-82151-00	. FUSE	2		
29- 6	304-81970-20	RECTIFIER ASS'Y	1		
29- 7	98501-05010	SCREW, pan head	1		
29- 8	92901-05100	WASHER, spring	1		
29- 9	304-82310-30	IGNITION COIL ASS Y	1		
29-10	92501-06025	SCREW, pan head	2		
29-11	92901-06100	WASHER, spring	2		
29-12	304-82370-20	PLUG CAP ASS'Y	1		
29-13	94701-00040	PLUG, spark (B-VHS)	1		
29-14	214-83371-10	HORN	1		
29-15	91201-06012	BOLT	2		
29-16	92901-06100	WASHER, spring	2		
29-17	304-82508-20	MAIN SWITCH ASS'Y	1		
29-18	98501-05010	SCREW, pan head	2		
29-19	92901-05100	WASHER, spring	2		
29-20	305-82590-20	WIREHARNES ASS Y	1		
29-21	304-82530-00	STOP SWITCH ASS'Y	1		
29-22	248-82539-00-33	STAY, stop switch	1		
29-23	136-82540-00	NEUTRAL SWITCH ASS'Y	1		

Fig. 29 ELECTRICAL



ELECTRICAL

Ref. No.	Parts No.	Description	Q'ty	Applicable Machine No.	Remarks
29-24	102-82543-00	GASKET	1		
29-25	214-82599-00	COVER, connector	1		
29-26	170-82112-00	PIPE, breather	1		
29-27	115-83350-60	FLASHER RELAY ASS'Y	1		
29-28	91201-06012	BOLT	1		
29-29	92901-06100	WASHER, spring	1		

www.legends-yamaha-enduros.com

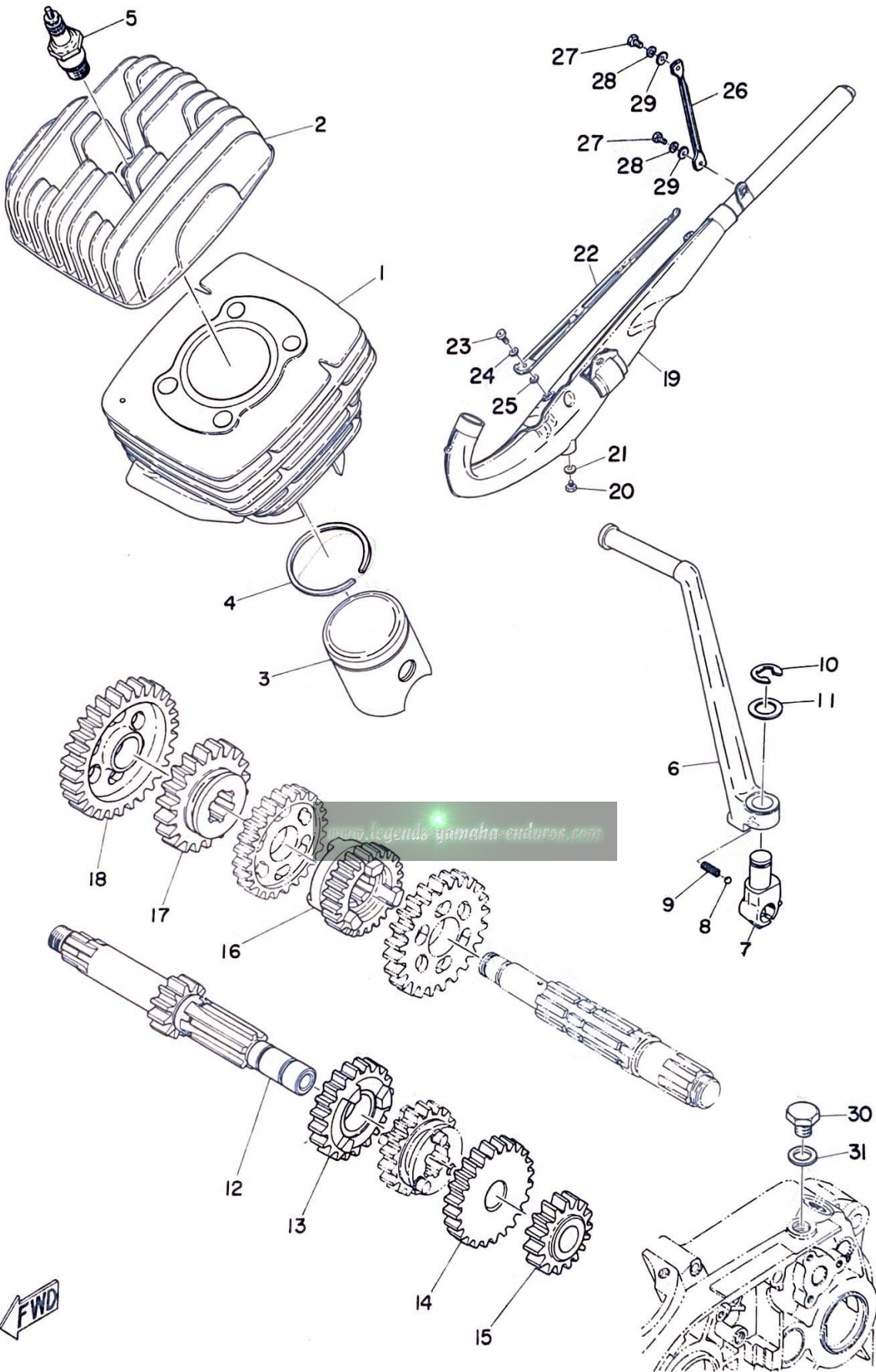
LT2-M

This Parts List is for the exclusive parts for the LT2-M.
Please refer to LT2 Parts List for the parts not listed in this
publication.

www.legends-yamaha-enduros.com



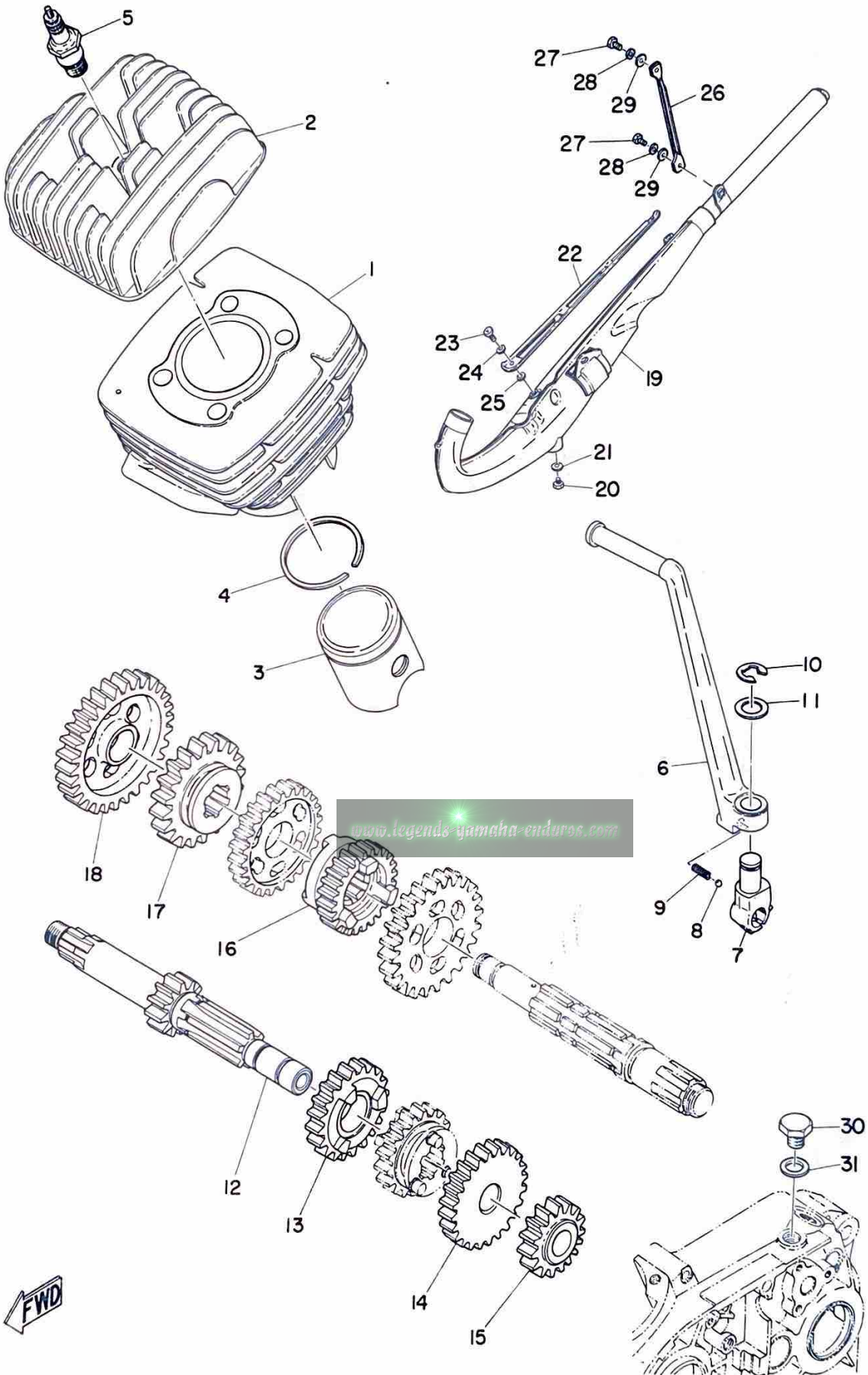
Fig. 30 ENGINE



ENGINE

Ref. No.	Parts No.	Description	Q'ty	Applicable Machine No.	Remarks
30- 1	335-11311-00	CYLINDER	1		
30- 2	335-11111-00-94	HEAD, cylinder	1		
30- 3	335-11631-00-96	PISTON (.96mm STD).....	1	U.R	
	335-11631-00-97	PISTON (.97mm STD).....			
	335-11631-00-98	PISTON (.98mm STD).....			
	335-11635-00	PISTON (0.25 1st O/S)	1		Alternate Parts
	335-11636-00	PISTON (0.50 2nd O/S)	1		Alternate Parts
30- 4	335-11611-00	RING, piston	1		
	335-11611-10	RING, piston (1st O/S)	1		Alternate Parts
	335-11611-20	RING, piston (2nd O/S)	1		Alternate Parts
30- 5	94701-00008	PLUG, spark (B-9HN)	1		
30- 6	278-15611-00	CRANK, kick	1		
30- 7	304-15621-00	BOSS, kick crank	1		
30- 8	93507-32009	BALL	1		
30- 9	278-15622-00	SPRING, boss stopper	1		
30-10	93430-10016	CIRCLIP	1		
		www.legends-yamaha-enduros.com			
30-11	278-15613-00	WASHER	1		
30-12	276-17411-00	AXLE, main (12T)	1		
30-13	265-17141-00	GEAR, 4th pinion (22T)	1		
30-14	265-17151-00	GEAR, 5th pinion (23T)	1		
30-15	265-17121-00	GEAR, 2nd pinion (16T)	1		
30-16	315-17251-00	GEAR, 5th wheel (22T)	1		
30-17	265-17241-00	GEAR, 4th wheel (24T)	1		
30-18	265-17211-00	GEAR, 1st wheel (34T)	1		
30-19	335-14610-00	EXHAUST PIPE ASS'Y	1		

Fig. 30 ENGINE

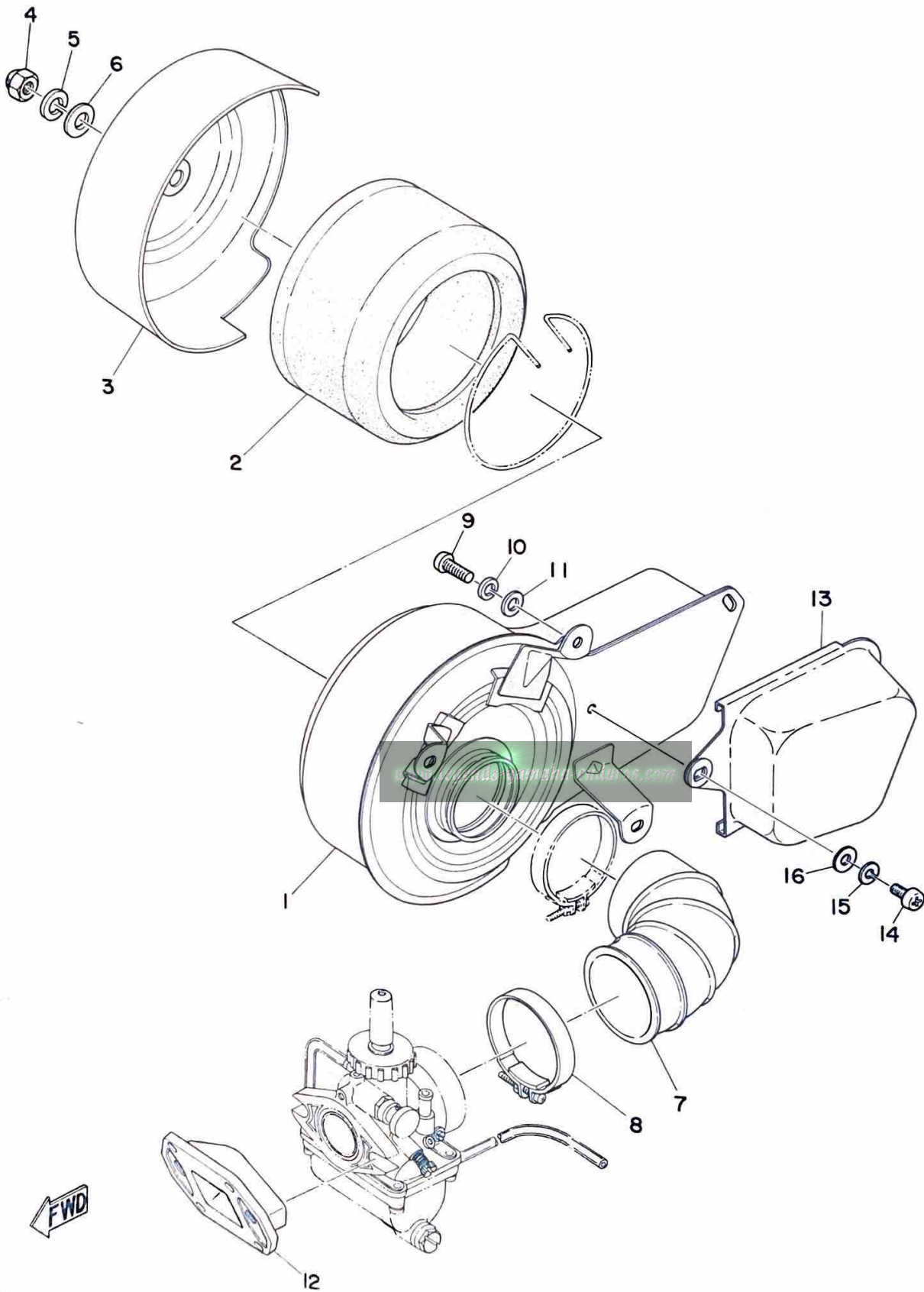


ENGINE

Ref. No.	Parts No.	Description	Q'ty	Applicable Machine No.	Remarks
30-20	91201-06010	. BOLT	1		
30-21	178-14766-00	. WASHER, protector (6.2-12-1.5)	1		
30-22	304-14718-00-93	PROTECTOR, muffler	1		
30-23	91903-06012	SCREW, bind	3		
30-24	178-14766-00	WASHER, protector	3		
30-25	214-14766-00	WASHER, protector	3		
30-26	304-14771-00	STAY, muffler	1		
30-27	91201-06015	BOLT	2		
30-28	92901-06100	WASHER, spring	2		
30-29	92901-06200	WASHER, plain	2		
30-30	288-18588-00	PLUG, blind	1		
30-31	136-82543-00	GASKET	1		

www.legends-yamaha-enduros.com

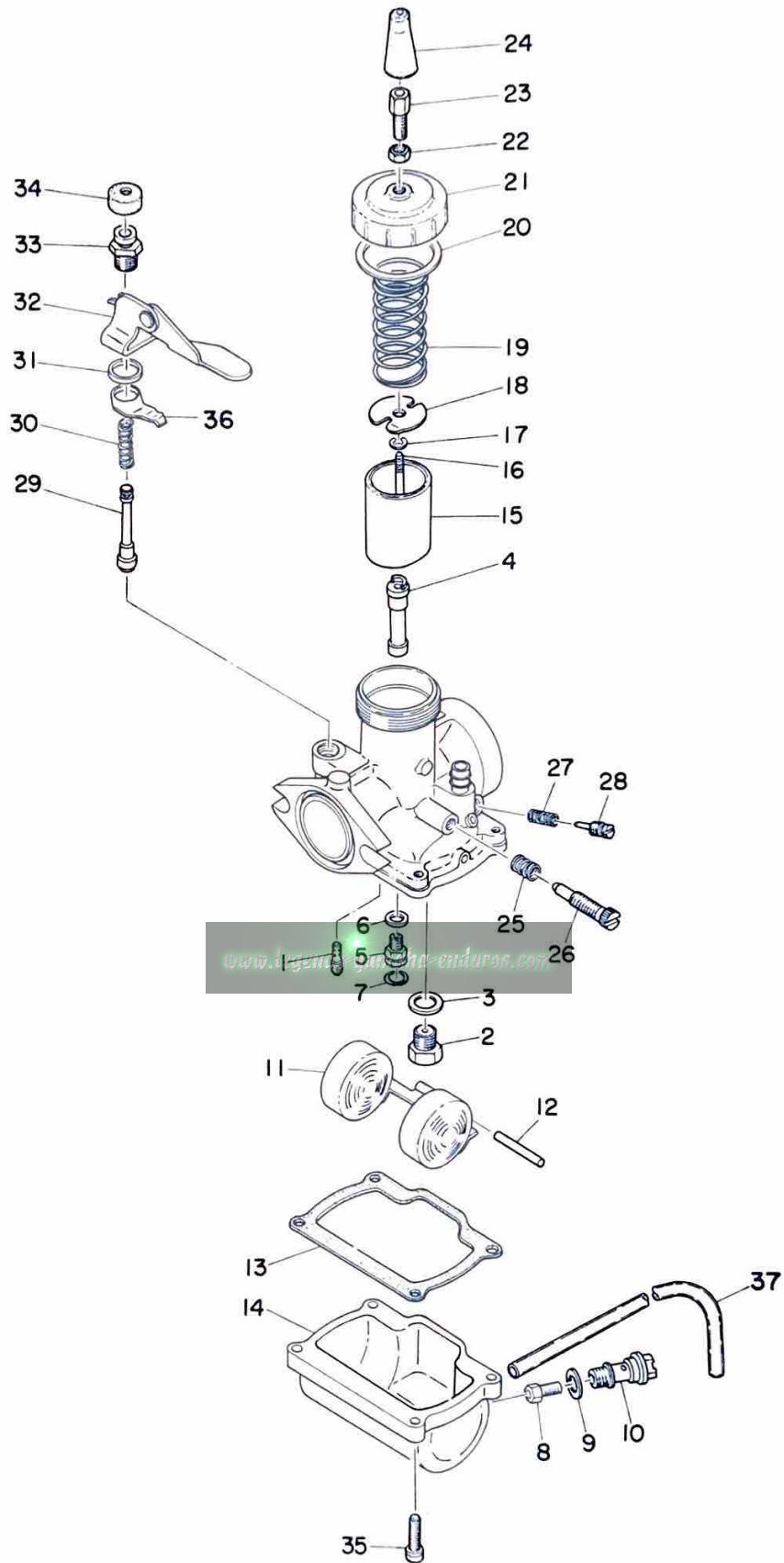
Fig. 31 AIR CLEANER



AIR CLEANER

Ref. No.	Parts No.	Description	Q'ty	Applicable Machine No.	Remarks
31- 1	335-14411-00	CASE, air cleaner	1		
31- 2	304-14451-00	ELEMENT, air cleaner	1		
31- 3	304-14412-00	CAP, air cleaner case	1		
31- 4	98803-08700	NUT, crown	1		
31- 5	92901-08100	WASHER, spring	1		
31- 6	92901-08200	WASHER, plain	1		
31- 7	304-14453-70	JOINT, air cleaner	1		
31- 8	304-14455-70	BAND	1		
31- 9	92501-06015	SCREW, pan head	3		
31-10	92901-06100	WASHER, spring	3		
31-11	92901-06200	WASHER, plain	3		
31-12	304-13565-70	JOINT	1		
31-13	304-14437-10	DUCT	1		
31-14	92501-06010	SCREW, pan head	2		
31-15	92901-06100	WASHER, spring	2		
31-16	92901-06200	WASHER, plain	2		

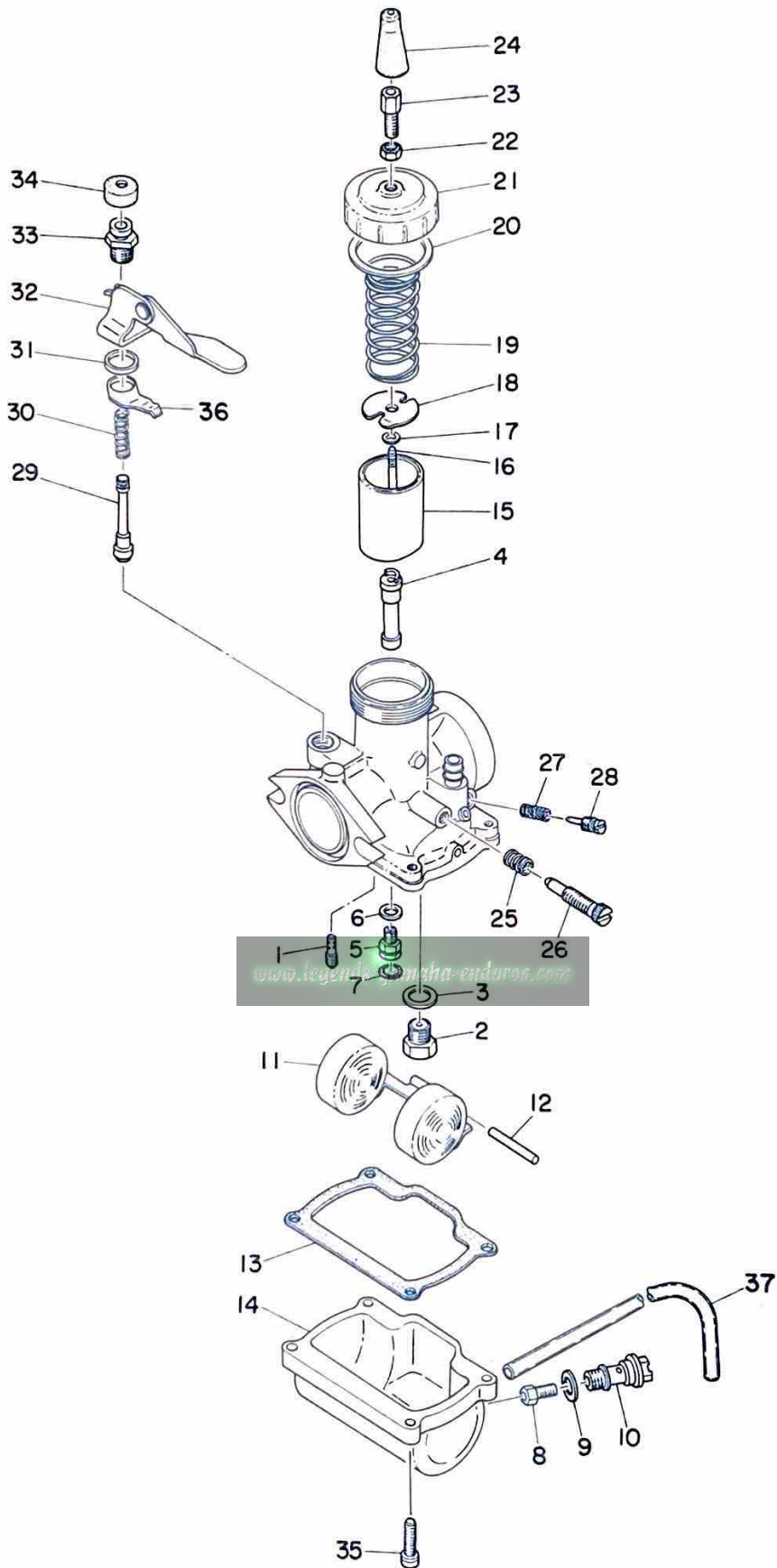
Fig. 32 CARBURETOR



CARBURETOR

Ref. No.	Parts No.	Description	Q'ty	Applicable Machine No.	Remarks
32- 0-1	335-14101-00	CARBURETOR ASS'Y	1		
32- 1	193-14142-40	. JET, pilot (#40)	1		
32- 2	168-14190-25	. VALVE SEAT ASS Y (#2.5)	1		
32- 3	214-14195-00	. WASHER, valve seat	1		
32- 4	261-14141-32	. NOZZLE, main (0-2)	1		
32- 5	248-14145-01	. SETTER, needle jet	1		
32- 6	137-14153-00	. WASHER, main jet	1		
32- 7	93210-04121	. O-RING	1		
32- 8	137-14143-30	. JET, main (#150)	U.R 1		STD
	137-14143-32	. JET, main (#160)			
	137-14143-34	. JET, main (#170)			
32- 9	304-14198-00	. GASKET	1		
32-10	248-14166-00 ⁰⁰ -33	. BOLT, banjo	1		
32-11	156-14185-00	. FLOAT	1		
32-12	137-14186-00	. PIN, float	1		
32-13	156-14184-00	. GASKET, float chamber	1		
32-14	304-14181-70-33	. BODY, float chamber	1		
32-15	204-14112-10	. VALVE, throttle (#1.0)	1		
32-16	152-14116-15	. NEEDLE (4F15-3)	1		
32-17	164-14137-00	. CLIP	1		
32-18	246-14132-00	. CABLE, stopper	1		
32-19	248-14131-00	. SPRING, throttle valve	1		
32-20	246-14126-00	. PACKING	1		
32-21	802-14158-00 ⁰⁰ -33	. TOP, mixing chamber	1		

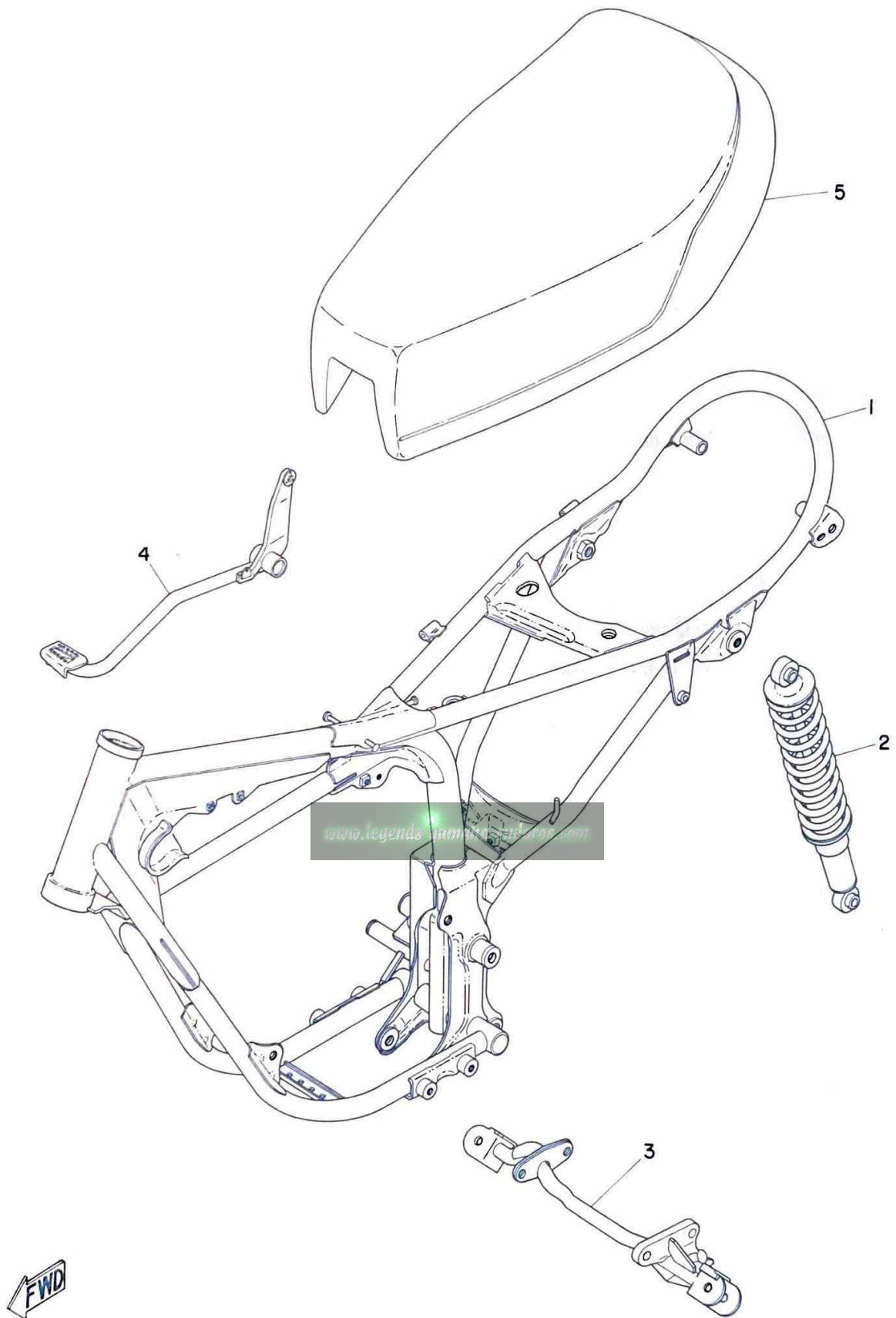
Fig. 32 CARBURETOR



CARBURETOR

Ref. No.	Parts No.	Description	Q'ty	Applicable Machine No.	Remarks
32-22	802-14161-00	. NUT, wire adjusting	1		
32-23	127-14124-20	. SCREW, wire adjusting	1		
32-24	802-14169-00	. CAP	1		
32-25	137-14133-00- ⁰⁰ 33	. SPRING, throttle stop	1		
32-26	204-14122-00- ⁰⁰ 33	. SCREW, throttle	1		
32-27	127-14134-00	. SPRING, air adjusting	1		
32-28	152-14123-00- ⁰⁰ 33	. SCREW, air adjusting	1		
32-29	132-14171-00	. PLUNGER, starter	1		
32-30	156-14135-00	. SPRING, plunger	1		
32-31	132-14179-00	. WASHER, starter lever	1		
32-32	214-14175-00- ⁰⁰ 33	. LEVER, starter left	1		
32-33	132-14174-00- ⁰⁰ 33	. CAP, plunger cap	1		
32-34	132-14173-00	. COVER, plunger cap	1		
32-35	308-14567-00- ⁰⁰ 33	. SCREW, pan head	1		
32-36	170-14178-00- ⁰⁰ 33	. PLATE, starter lever	4		
32-37	183-14196-00	. PIPE, over flow	1		

Fig. 33 FRAME · SEAT · REAR CUSHION

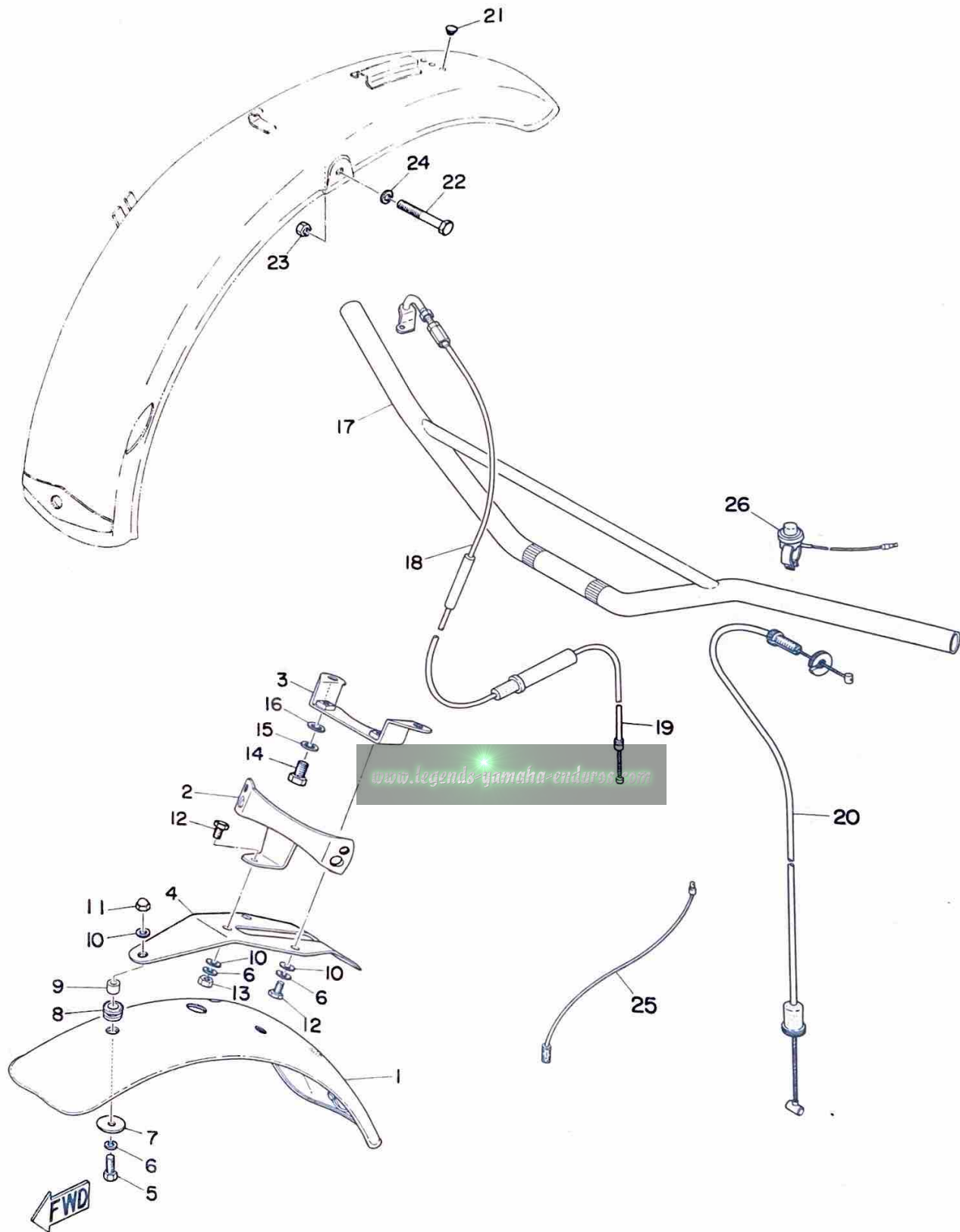


FRAME · SEAT · REAR CUSHION

Ref. No.	Parts No.	Description	Q'ty	Applicable Machine No.	Remarks
33- 1	335-21110-00-33	FRAME COMP.	1		Yamaha Black
33- 2	248-22210-21	REAR CUSHION ASS'Y	2		
33- 3	304-27411-00	FOOTREST	1		
33- 4	304-27211-00	PEDAL, brake	1		
33- 5	335-24770-00	SEMI-DOUBLE SEAT ASS'Y	1		

www.legends-yamaha-enduros.com

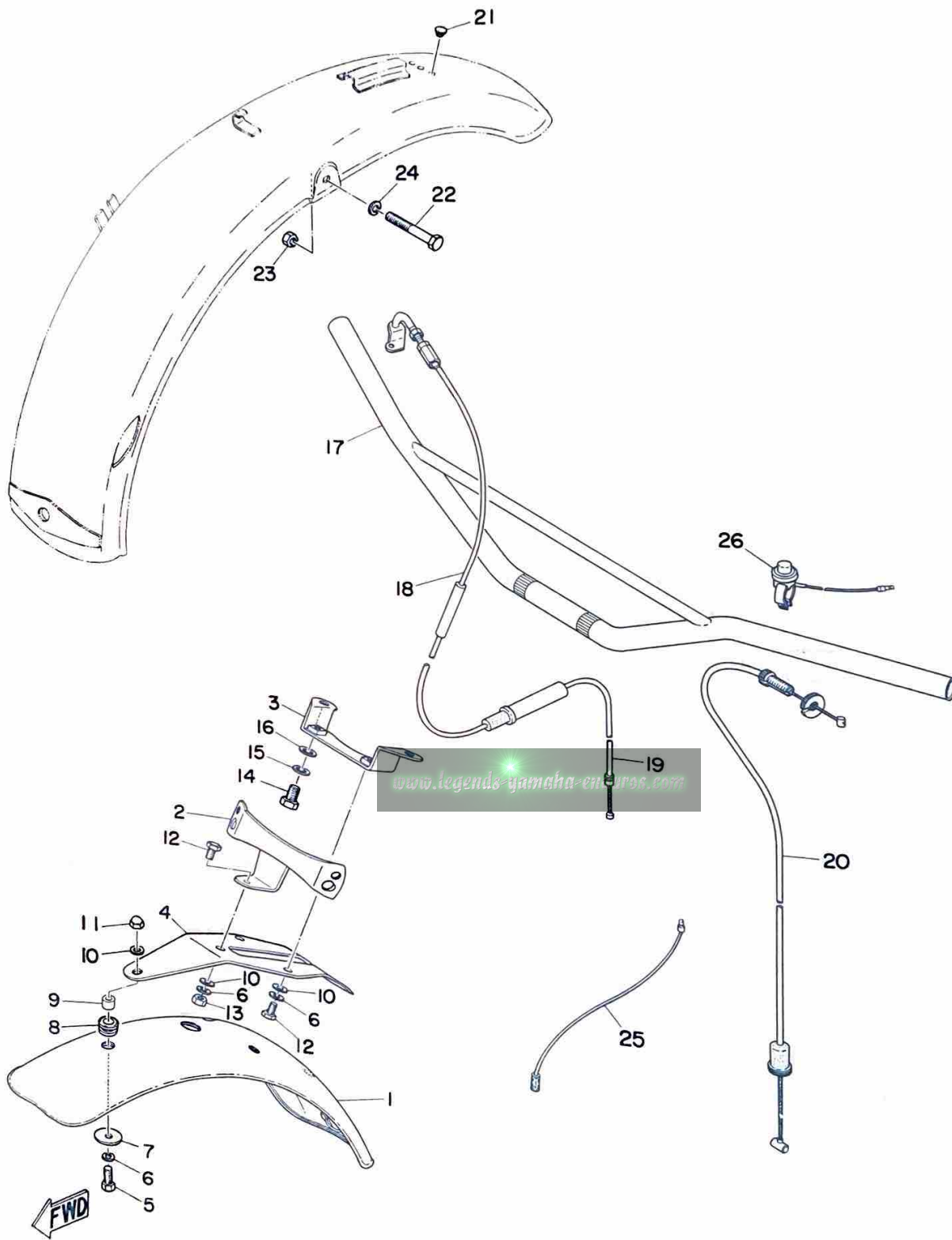
Fig. 34 FENDER · HANDLE



FENDER · HANDLE

Ref. No.	Parts No.	Description	Q'ty	Applicable Machine No.	Remarks
34- 1	284-21510-00-35	FRONT FENDER COMP.	1		Sliver
34- 2	284-21513-00	STAY, fender 1	1		
34- 3	284-21514-00	STAY, fender	1		
34- 4	284-21512-00	BRACKET, fender	1		
34- 5	97201 91203-06018	BOLT	2		
34- 6	92901-06100	WASHER, spring	5		
34- 7	116-28324-00	WASHER, leg shield	2		
34- 8	256-21541-00	DAMPER, fender mount	2		
34- 9	256-21544-00	COLLAR, fender mount	2		
34-10	92901-06200	WASHER, plain	5		
34-11	98801 91203-06700	NUT, crown	2		
34-12	97201 91204-06012	BOLT	3		
34-13	98801-06100	NUT	1		
34-14	97201-08015	BOLT	2		
34-15	92901-08100	WASHER, spring	2		
34-16	92901-08200	WASHER, plain	2		
34-17	304-26111-40	HANDLE	1		
34-18	304-26311-00	WIRE, throttle 1	1		
34-19	248-26312-00	WIRE, throttle 2	1		
34-20	304-26335-00	WIRE, clutch	1		
34-21	288-83319-00	PLUG, blind	3		
34-22	91201-08060	BOLT	2		
34-23	92801-08100	NUT	2		

Fig. 34 FENDER · HANDLE

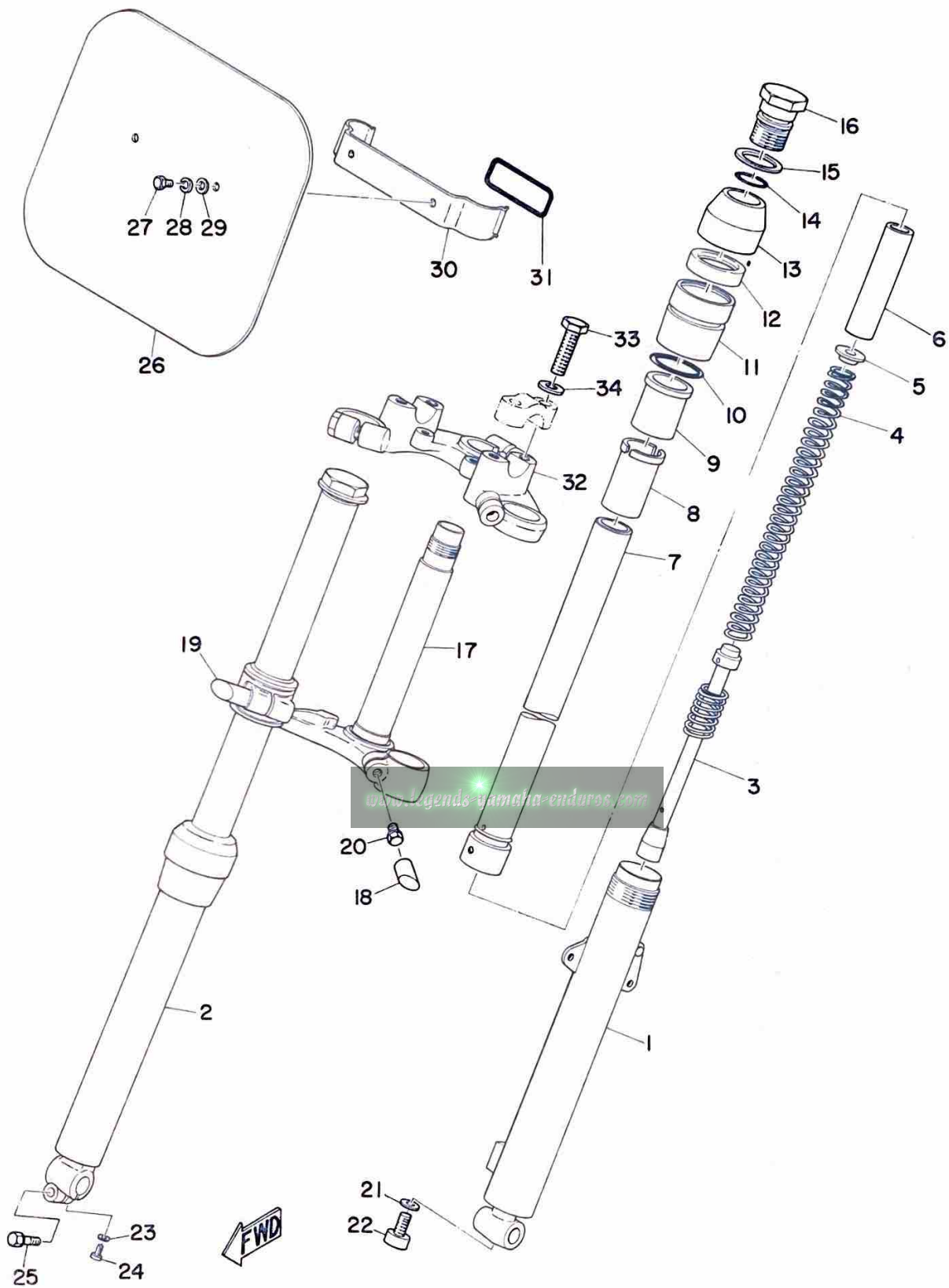


FENDER · HANDLE

Ref. No.	Parts No.	Description	Q'ty	Applicable Machine No.	Remarks
34-24	92901-08100	WASHER, spring	2		
34-25	335-82319-00	WIRE, sub lead	1		
34-26	322-83976-00	SWITCH, handle 1	1		

www.legends-yamaha-enduros.com

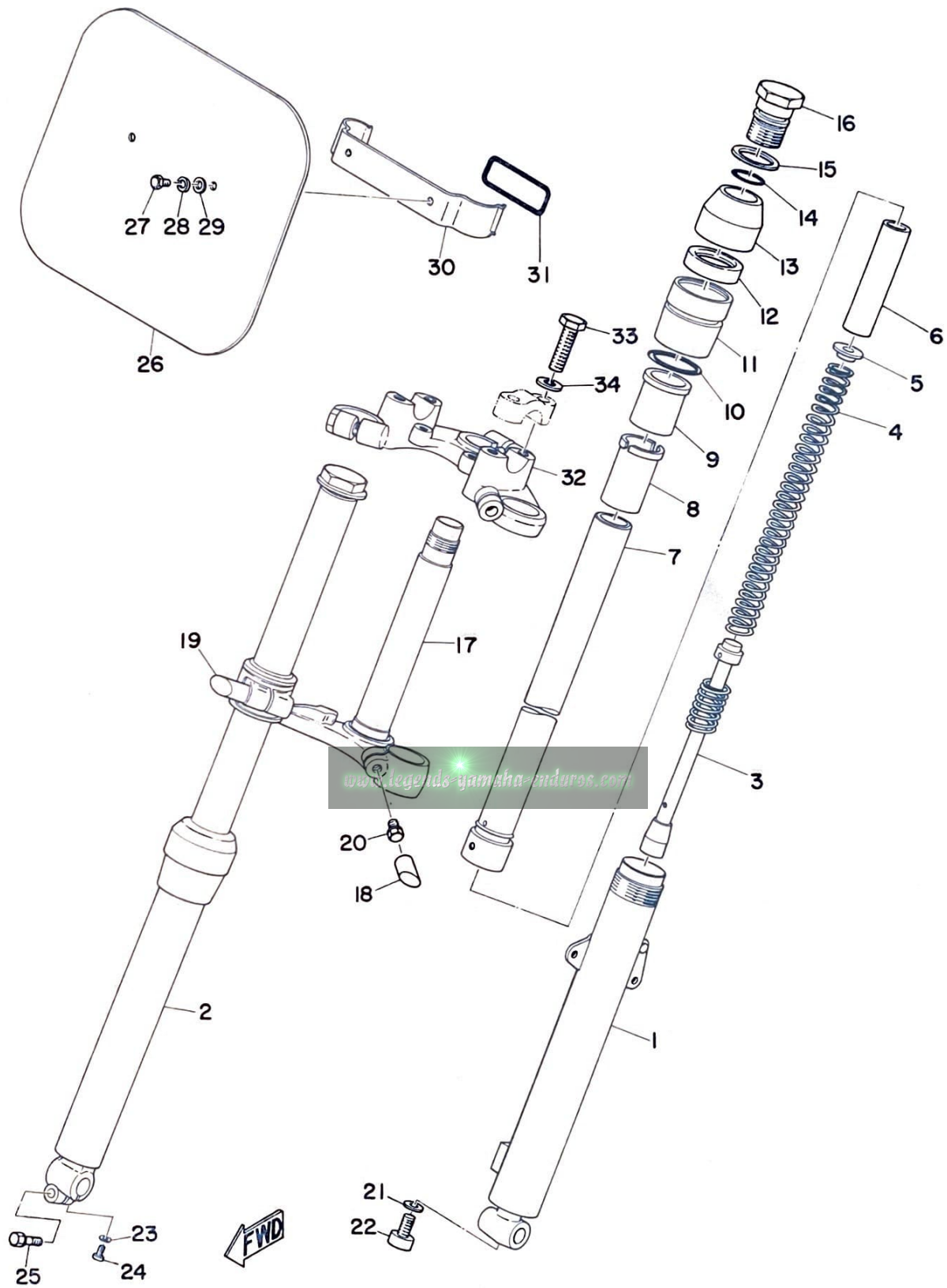
Fig. 35 FRONT FORK



FRONT FORK

Ref. No.	Parts No.	Description	Q'ty	Applicable Machine No.	Remarks
35- 0-1	263-23100-01-35	FRONT FORK ASS'Y	1		Sliver
35- 1	248-23126-00-35	. TUBE, outer left	1		Sliver
35- 2	248-23136-00-35	. TUBE, outer right	1		Silver
35- 3	248-23170-01	. CYLINDER COMP.	2		
35- 4	248-23141-00	. SPRING, fork	2		
35- 5	248-23142-00	. SEAT, spring upper	2		
35- 6	248-23118-00	. SPACER	2		
35- 7	248-23124-01	. TUBE, inner	2		
35- 8	248-23166-00	. SPACER	2		
35- 9	137-23125-00	. METAL, slide	2		
35-10	137-23147-00	. O-RING	2		
35-11	193-23150-40	. OUTER NUT COMP.	2		
35-12	137-23145-00	. . OIL SEAL	2		
35-13	248-23144-00	. SEAL, dust	2		
35-14	146-23114-00	. O-RING	2		
35-15	177-23112-00	. WASHER, cap	2		
35-16	248-23111-01	. BOLT, cap	2		
35-17	248-23340-01-33	. UNDER BRACKET COMP.	1		
35-18	263-21581-00	. STAY, plate fitting left	1		
35-19	263-21591-00	. STAY, plate fitting right	1		
35-20	275-23346-61	. BOLT, under bracket	2		
35-21	214-23158-00	. PACKING	2		
35-22	91311-08020	. BOLT	2		

Fig. 35 FRONT FORK

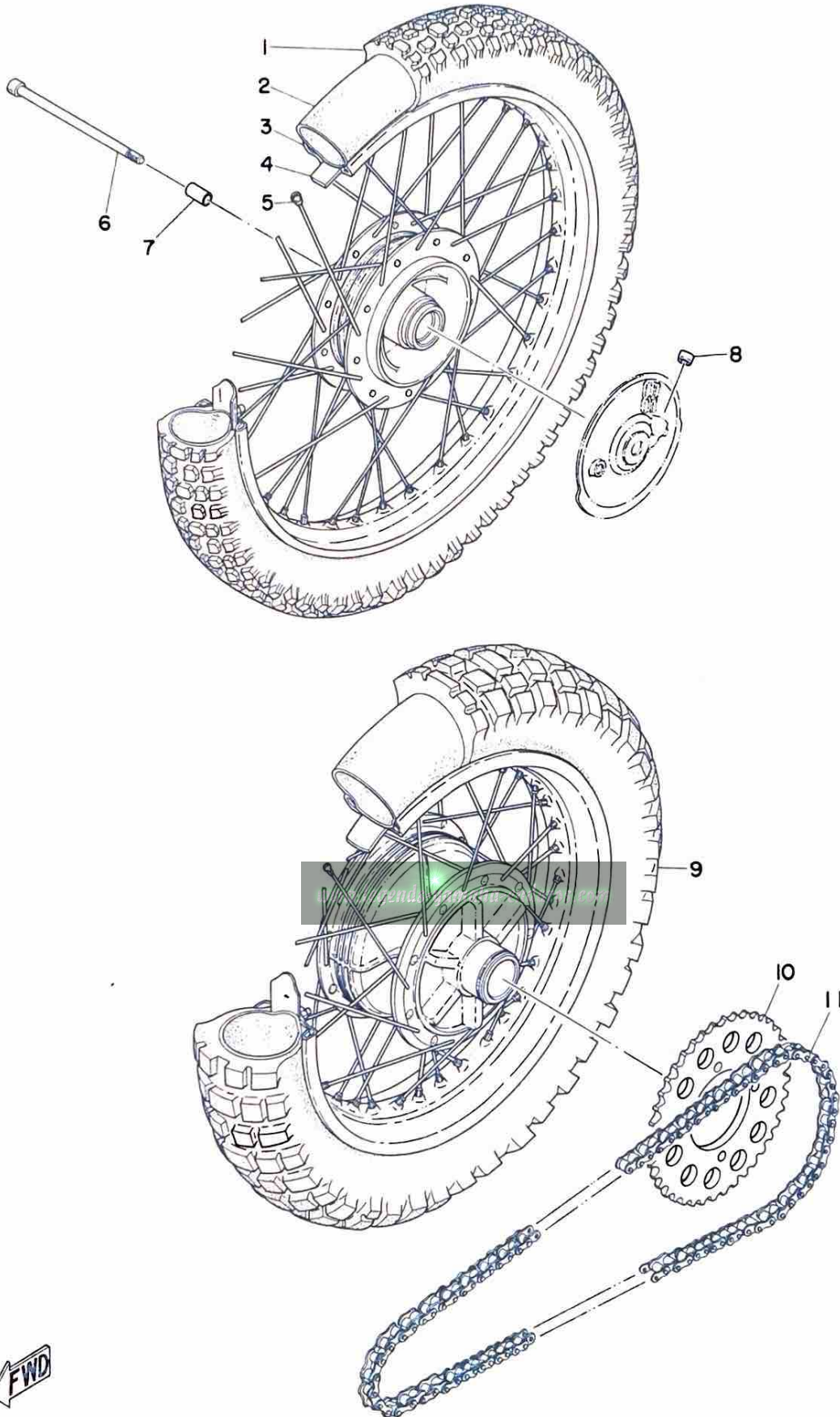


FRONT FORK

Ref. No.	Parts No.	Description	Q'ty	Applicable Machine No.	Remarks
35-23	122-23129-00	. GASKET, drain plug	2		
35-24	122-23119-01	. PLUG, drain	2		
35-25	122-23128-00	. BOLT	1		
35-26	263-23485-00	PLATE, number	1		
35-27	91201-06015	BOLT	2		
35-28	92901-06100	WASHER, spring	2		
35-29	156-24187-00	WASHER, special 2	2		
35-30	263-23487-00	STAY, plate	1		
35-31	93210-67057	O-RING	1		
35-32	248-23435-03-33	CROWN, handle	1		Yamaha Black
35-33	91201-10030	BOLT	2		
35-34	92901-10100	WASHER, spring	2		

www.legends-yamaha-enduros.com

Fig. 36 FRONT, REAR WHEEL



22



FRONT, REAR WHEEL

Ref. No.	Parts No.	Description	Q'ty	Applicable Machine No.	Remarks
36- 1	94127-19095	TIRE, front (2.75-19-4PR)	1		
36- 2	94227-19037	TUBE (2.75-19)	1		
36- 3	94414-19056	RIM (1.40-19)	1		
36- 4	94327-19029	BAND, rim (2.75-19)	1		
36- 5	276-25104-10	SPOKE SET	1s		
36- 6	251-25181-00	SHAFT, wheel	1		
36- 7	251-25186-00	COLLAR	1		
36- 8	288-25139-00	PLUG, blind	1		
35- 9	94130-18041	TIRE, rear (3.00-18-4PR)	1		
36-10	276-25452-10	GEAR, sprocket wheel (52T)	1		
36-11	94504-28112	CHAIN (428-112L)	1		

www.legends-yamaha-enduros.com

NUMERICAL INDEX

www.legends-yamaha-enduros.com



NUMERICAL INDEX

Ref No.	Parts No.	Ref No.	Parts No.	Ref No.	Parts No.
21-21	101-24356-00	18-23	122-23119-01	4- 8	132-16321-00
22-11	101-24356-00	35-24	122-23119-01	2- 6	132-16345-00
5-32	102-17463-00	18- 7	122-23125-00	2- 5	132-16346-00
5-31	102-17464-00	18-25	122-23128-00	4- 9	132-16351-00
12- 7	102-18138-00	35-25	122-23128-00	4- 2	132-16369-00
24-29	102-25137-00	18-24	122-23129-00	4- 5	132-16371-02
24-18	102-25333-00	35-23	122-23129-00	5- 3	132-17216-00
25-22	102-25412-00	18- 8	122-23147-00	5-16	132-17216-00
11-24	102-27114-00	18-13	122-23163-00	5- 4	132-17414-00
27-14	102-28323-00	18-22	122-23346-01	5-17	132-17414-00
29-24	102-82543-00	19-13	122-23411-00	7-10	132-18113-01
29- 1	104-82110-11	19-15	122-23412-00	7- 2	132-18123-00
29- 1	104-82110-20	19-12	122-23416-00	7- 3	132-18124-00
24-26	109-25136-00	24-15	122-25351-01	7- 4	132-18133-00
25-39	109-25373-00	26-23	122-83516-10	6-22	132-18140-00
24-35	109-26344-00	27- 3	122-84514-30	6-23	132-18143-00
24-36	109-26345-00	12- 1	126-13116-00	6-24	132-18177-00
13-13	109-81328-10	32-23	127-14124-20	21-14	132-24515-00
13-12	110-81345-20	32-27	127-14134-00	21-16	132-24521-00
13-14	110-81345-20	10- 2	127-14190-15	21-15	132-24522-00
13- 8	110-81347-20	10- 3	127-14195-00	21-19	132-24531-00
13- 4	110-81348-20	3- 9	131-11633-00	21-18	132-24532-00
28- 4	115-83311-60	3-10	131-11634-00	25-19	132-25364-00
28-15	116-83311-60	32-29	132-14171-00	26-14	132-84328-60
29-27	115-83350-60	10-29	132-14173-00	26- 9	132-84335-60
11-13	116-28317-01	32-34	132-14173-00	3-14	136-11561-00-03
9-12	116-28324-00	32-33	132-14174-00-33	3-14	136-11561-00-04
17- 9	116-28324-00	32-31	132-14179-00	3-14	136-11561-00-05
22- 7	116-28324-00	1-14	132-15351-00	3-14	136-11561-00-06
34- 7	116-28324-00	1-15	132-15353-00	3-14	136-11561-00-07
29- 4	116-82150-00	5-10	132-15389-00	3-14	136-11561-00-08
29- 5	116-82151-00	8- 4	132-15616-01	6- 5	136-18551-00
8-15	117-15644-00	8- 5	132-15617-00	25- 7	136-25317-00
1-12	120-15371-00	8- 3	132-15625-01	29-23	136-82540-00
8- 2	122-15612-02	5-25	132-15653-00-12	30-31	136-82543-00
4-18	122-16164-00	5-25	132-15653-00-14	12-17	137-13128-00
11-22	122-22243-00	8-13	132-15664-00	12-12	137-13137-00-10
18-17	122-23114-00	8-11	132-15676-00	12-13	137-13138-01

NUMERICAL INDEX

Ref No.	Parts No.	Ref No.	Parts No.	Ref No.	Parts No.
12-24	137-13165-00	9-11	148-27219-00	10-14	166-14116-13
12-28	137-13165-00	26- 2	150-84153-00	32- 2	168-14190-25
12-23	137-13167-00	32-16	152-14116-15	2-20	168-17481-00
12-29	137-13167-00	32-28	152-14123-00-33	11-20	168-21638-00
12-22	137-13169-00	10-30	152-14138-00	27-20	168-21738-00
12- 4	137-13176-00	10-31	152-14174-00-33	11-21	168-21758-00
12-20	137-13187-00	11-14	152-14613-00	25-36	168-25379-00
10-25	137-14133-00-33	10-32	156-14135-00	20-25	168-26337-00
32-25	137-14133-00-33	32-30	156-14135-00	20-26	168-26344-00
10-16	137-14136-00	32-13	156-14184-00	20-35	168-83936-01
10- 6	137-14143-22	32-11	156-14185-00	28-19	168-83936-01
10- 6	137-14143-24	8- 6	156-15618-01	32-36	170-14178-00-33
10- 6	137-14143-26	19-18	156-23411-00	9- 8	170-14455-00
32- 8	137-14143-30	19-16	156-23412-00	29-26	170-82112-00
32- 8	137-14143-32	21-23	156-24181-00	10-24	174-14123-00-33
32- 8	137-14143-34	35-29	156-24187-00	10-23	174-14134-00
32- 6	137-14153-00	20-24	156-26346-00	10-22	174-14169-01
10-10	137-14186-00	16-23	156-27237-00	5-30	174-17461-30
32-12	137-14186-00	23- 5	156-83525-00	5-30	174-17461-40
6-26	137-15353-00	26-28	156-83525-00	5-30	174-17461-50
4- 6	137-16324-00	3- 4	164-11681-00	5-30	174-17461-60
4-10	137-16333-00	3- 6	164-11685-00	6-10	174-18544-00
4-11	137-16337-01	10-15	164-14137-00	6-27	174-18558-00
4-12	137-16356-00	32-17	164-14137-00	6-25	174-18578-00
4- 7	137-16367-00	4-16	164-15631-01	21-20	174-24331-00
3-20	137-16377-00	3-19	164-16119-00	23- 2	174-24741-00
4-15	137-16377-00	4-17	164-16181-00	11-12	174-28316-00
4-14	137-16378-00	5-22	164-17427-00-06	35-15	177-23112-00
6- 4	137-18552-00	5-29	164-17462-00	11- 9	178-14766-00
35- 9	137-23125-00	6-12	164-18561-00	30-21	178-14766-00
35-12	137-23145-00	6-16	164-18571-01	30-24	178-14766-00
35-10	137-23147-00	6-15	164-18572-00	16-22	180-27236-00
19-11	137-23454-00	6-17	164-18589-00	10-35	183-14196-00
21-17	137-24523-00	19-19	164-23462-00	32-37	183-14196-00
24-19	137-25155-00	6-29	164-82594-00	10-34	183-14197-01
25-34	137-25385-00	3-11	166-11601-01	24- 7	183-25117-00
3-21	146-11545-00	3-11	166-11601-11	24-31	183-25118-00
35-14	146-23114-00	3-11	166-11601-21	24-25	183-25146-00

NUMERICAL INDEX

Ref No.	Parts No.	Ref No.	Parts No.	Ref No.	Parts No.
24-11	183-25147-00	1-23	214-11197-00	23- 8	214-24776-00-33
24-12	183-25149-00	1-24	214-11198-01	24-24	214-25138-00
24-30	183-25181-01	3-24	214-11557-01	25-33	214-25388-00
24-32	183-25183-00	12-25	214-13162-00	20- 8	214-26241-00
25- 2	183-25304-00	12-26	214-13164-00	20- 9	214-26242-00
25- 1	183-25311-00	10- 5	214-14147-00	20-10	214-26243-00
25- 8	183-25315-00	32-32	214-14175-00-33	20-30	214-26261-00
25-15	183-25330-00	32- 3	214-14195-00	20-11	214-26281-01
25-16	183-25333-00	11-18	214-14683-01	20-12	214-26282-01
25-20	183-25366-01	11- 2	214-14753-01	16- 3	214-27413-00
25-38	183-25371-00	11-10	214-14766-00	16- 6	214-27417-00
25-44	183-25378-00	30-25	214-14766-00	16- 5	214-27418-00
25-25	183-25381-00	6-21	214-15385-00	16- 2	214-27421-00
25-27	183-25383-00	2-21	214-17843-00	16- 4	214-27426-00
25-32	183-25386-00	6- 1	214-18531-00	29- 2	214-82124-00
25-28	183-25387-00	9- 9	214-21633-00	29-25	214-82599-00
28- 2	183-83312-70	17- 8	214-21633-00	20- 0-1	214-82910-02
28- 5	183-83313-70	22- 6	214-21633-00	20- 2	214-82911-01
28-16	183-83313-70	27-15	214-21633-00	29-14	214-83371-10
28- 3	183-83333-71	9-10	214-21717-00	26-27	214-83524-00
28-14	183-83333-71	17- 7	214-21717-00	20- 3	214-83912-00
10-21	193-14124-26	22- 5	214-21717-00	20- 5	214-83913-00
10-18	193-14126-00	27-16	214-21717-00	20-17	214-83913-00
10-20	193-14133-00	22- 2	214-21761-00	26- 5	214-84159-61
32- 1	193-14142-40	22- 3	214-21771-00	27-19	214-84553-01
10-19	193-14158-00-33	22- 4	214-21772-00	20- 0-2	233-82920-32
35-11	193-23150-40	22-15	214-21779-00	20-14	233-82921-31
26-21	195-84325-00	15-13	214-22241-00	20-16	233-83915-01
26-10	198-84331-60	15-12	214-22242-00	20-15	233-83922-30
26-16	198-84334-60	35-21	214-23158-00	20-33	233-83973-00
32-15	204-14112-10	19- 2	214-23441-00	20-23	233-83980-30
32-26	204-14122-00-33	19- 8	214-23443-00	26-11	233-84127-60
18-19	205-23111-40	19- 7	214-23451-10	26-12	233-84133-60
16-24	206-27238-00	21-24	214-24173-00	26-26	237-83523-00
25-23	207-25411-00	23- 7	214-24718-00	10-37	241-14147-00
13- 7	207-81321-10	23-10	214-24727-00	2- 3	241-16341-01
13-11	207-81331-10	23- 6	214-24728-00-33	4-20	241-16343-00
28-13	211-83332-75	23- 9	214-24758-00	32-20	246-14126-00

NUMERICAL INDEX

Ref No.	Parts No.	Ref No.	Parts No.	Ref No.	Parts No.
32-18	246-14132-00	35- 4	248-23141-00	20-34	257-26290-10
1-21	248-11171-00	35- 5	248-23142-00	10- 1	260-14142-25
1-22	248-11175-00	35-13	248-23144-00	32- 4	261-14141-32
13-30	248-13174-00	35- 8	248-23166-00	11- 3	261-14752-30
12- 8	248-13178-00	35- 3	248-23170-01	26- 4	261-84315-61
9-19	248-13556-70	35-17	248-23340-01-33	35-18	263-21581-00
32-19	248-14131-00	35-32	248-23435-03-33	35-19	263-21591-00
32- 5	248-14145-01	21-25	248-24173-00	35- 0-1	263-23100-01-35
10- 7	248-14166-00-33	21-22	248-24183-00	35-26	263-23485-00
32-10	248-14166-00-33	24- 1	248-25111-00	35-30	263-23487-00
11-19	248-14623-00	24-14	248-25121-00	30-15	265-17121-01
1- 3	248-15357-00	24-13	248-25135-00	30-13	265-17141-00
2-16	248-15416-00	25-13	248-25321-00	30-14	265-17151-00
5- 8	248-17121-01	25-14	248-25351-00	30-18	265-17211-00
5- 5	248-17131-00	25-26	248-25388-00	30-17	265-17241-00
5- 2	248-17141-00	20- 1	248-26111-01	12- 2	275-13175-00
5- 6	248-17151-00	34-19	248-26312-00	10-26	275-14122-00-33
5-21	248-17211-00	20-32	248-26321-00	35-20	275-23346-61
5-20	248-17241-00	16-19	248-27228-00	28- 8	275-83318-00
7- 9	248-18111-00-93	16-18	248-27231-00	28- 9	275-83328-00
7- 5	248-18134-00	16-10	248-27311-01	27- 0-1	275-84510-60
7- 7	248-18137-00	29-22	248-82539-00-33	27- 1	275-84511-60
7-12	248-18139-00	26-31	248-83550-00	27- 4	275-84521-60
6- 3	248-18511-00	8-16	251-15641-01	27- 2	275-84523-60
6-20	248-18512-00	5-24	251-15651-01	27- 5	275-84524-60
6- 2	248-18513-00	8-17	251-15687-00	27- 7	275-84525-60
6-19	248-18531-00	36- 6	251-25181-00	27- 6	275-84526-60
6- 8	248-18541-00	36- 7	251-25186-00	27- 8	275-84527-60
14- 5	248-21315-00-33	8- 8	254-15660-00	27- 9	275-84551-60-35
14- 2	248-21471-00-33	34- 8	256-21541-00	1-17	276-11351-00
22-12	248-21745-00	34- 9	256-21544-00	1-16	276-11361-00
22-10	248-21766-00	18-29	256-23162-60	12- 0-1	276-13101-00
33- 2	248-22210-21	18-21	256-23318-60	12-27	276-13161-00
35-16	248-23111-01	14-25	256-83936-00	10-17	276-14131-00
35- 6	248-23118-00	18-26	256-85111-00	9- 7	276-14453-70
35- 7	248-23124-01	8-18	257-15668-00	11-15	276-14612-10
35- 1	248-23126-00-35	5-12	257-17471-00	11-23	276-14719-00
35- 2	248-23136-00-35	20-36	257-26290-00	14-24	276-14747-00

NUMERICAL INDEX

Ref No.	Parts No.	Ref No.	Parts No.	Ref No.	Parts' No.
1- 1	276-15111-00	24- 2	276-25104-00	3- 2	304-11422-00
1- 2	276-15121-01	36- 5	276-25104-10	3- 3	304-11651-00
2- 1	276-15410-00	25-21	276-25445-10	9-20	304-13555-00
2- 7	276-15415-00	25-21	276-25449-10	9-16	304-13565-00
2-12	276-15421-02	25-21	276-25452-10	31-12	304-13565-70
8- 0-1	276-15610-00-93	36-10	276-25452-10	9-23	304-13578-00
8- 1	276-15611-00-93	20-31	276-26312-00	9-14	304-13610-00
3-18	276-16111-00	20-28	276-26335-00	9-15	304-13621-00
3-17	276-16136-00	20-27	276-26341-00	10-13	304-14112-15
4- 1	276-16150-00	16-11	276-27316-00	10- 4	304-14141-26
4- 4	276-16154-00	26-25	276-83519-01-33	10-27	304-14171-00
4- 0-1	276-16301-00	5- 1	277-17411-00	10-12	304-14181-00-33
2- 2	276-16342-00	18-12	277-23122-61	32-14	304-14181-70-33
4-19	276-16357-00	13- 0-1	277-81300-11	10-11	304-14184-00
30-12	276-17411-00	13- 2	277-81312-10	10- 9	304-14185-00
7- 1	276-18101-00	13- 3	277-81313-11	10- 8	304-14198-00
17- 1	276-21510-00-35	13-10	277-81326-10	32- 9	304-14198-00
17- 2	276-21513-00-35	13- 6	277-81332-10	10-28	304-14261-00
17- 3	276-21514-00-35	13- 1	277-81350-11	31- 3	304-14412-00
15- 2	276-22123-00	28- 1	277-83320-60-93	9- 2	304-14424-00
15- 3	276-22141-00	26- 0-1	277-84110-60	31-13	304-14437-10
18-18	276-23112-50	26- 3	277-84120-60	31- 2	304-14451-00
18-14	276-23116-50	26- 1	277-84130-60-64	31- 7	304-14453-70
18-15	276-23121-50-64	27-24	277-84717-60	31- 8	304-14455-70
18- 6	276-23124-50	30- 6	278-15611-00	30-22	304-14718-00-93
18- 1	276-23126-50-35	30-11	278-15613-00	30-26	304-14771-00
18-16	276-23131-50-64	30- 9	278-15622-00	1-13	304-15373-00
18- 2	276-23136-50-35	16-12	278-27317-00	30- 7	304-15621-00
18- 4	276-23141-50	27-10	278-85111-00	8-12	304-15665-00
18-11	276-23144-50	34- 1	284-24510-00	14-14	304-21240-00-33
18-10	276-23145-50	34- 4	284-21512-00	22- 1	304-21705-01-64
18- 5	276-23149-50	34- 2	284-21513-00	22-16	304-21799-00-33
18- 9	276-23150-50	34- 3	284-21514-00	15-10	304-22151-00
18- 3	276-23151-50	30-30	288-18588-00	15- 6	304-22311-00-35
19- 1	276-23435-01-33	36- 8	288-25139-00	21-13	304-24500-00
23-14	276-24748-00	34-21	288-83319-00	25-17	304-25355-00
23-15	276-24768-00	3- 0-1	304-11400-00	34-17	304-26111-40
23- 3	276-24769-00-33	3- 1	304-11412-00	34-18	304-26311-00

NUMERICAL INDEX

Ref No.	Parts No.	Ref No.	Parts No.	Ref No.	Parts No.
34-20	304-26335-00	23- 1	305-24710-00	31- 1	335-14411-00
33- 4	304-27211-00	20-29	305-26311-00	30-19	335-14610-00
16-16	304-27216-00	16-15	305-27211-00-33	33- 1	335-21110-00-33
33- 3	304-27411-00	16- 1	305-27411-00-33	33- 5	335-24770-00
14-23	304-28100-00	29-20	305-82590-20	34-25	335-82319-00
29- 6	304-81970-20	28-12	305-83330-65-93	32-21	802-14158-00-33
29- 3	304-82122-00	28-12	305-83340-65-93	32-22	802-14161-00
29- 9	304-82310-30	26-22	305-83510-60	32-24	802-14169-00
29-12	304-82370-20	26-24	305-83520-60	26- 8	802-84126-00
29-17	304-82508-20	32-35	308-14567-00-33	26-15	802-84126-00
29-21	304-82530-00	21- 0-1	308-24610-00	11-16	91101-06015
1-20	305-11111-00-94	21- 4	308-24612-00	8- 7	91101-06025
1-19	305-11181-00	21-11	308-24623-00	14-26	91101-10085
1-18	305-11311-00	21- 9	308-24624-00	14- 8	91101-10095
3- 7	305-11631-00-96	21- 7	308-24628-00	14-20	91201-06010
3- 7	305-11631-00-97	21- 8	308-24637-00	30-20	91201-06010
3- 7	305-11631-00-98	21- 3	308-24641-00	17- 4	91201-06012
3- 7	305-11635-00	21- 2	308-24642-00	29-15	91201-06012
3- 7	305-11636-00	5-18	314-17251-00	29-28	91201-06012
10- 0-1	305-14101-00	2-15	315-15362-00	26-29	91201-06015
9- 1	305-14411-00	2-13	315-15451-00	30-27	91201-06015
9- 4	305-14412-00	5-15	315-17221-00	35-27	91201-06015
9- 3	305-14451-00	5-19	315-17231-00	7-11	91201-06020
10-36	305-14567-00-33	30-16	315-17251-00	9-17	91201-06025
11- 1	305-14610-33	5-14	315-17421-00	25-18	91201-06030
11- 7	305-14718-30	34-26	322-83976-00	34-22	91201-08060
11-11	305-14729-30	24-17	326-25330-00	35-33	91201-10030
14- 1	305-21110-00-33	30- 2	335-11111-00-94	23-11	91202-06010
14-18	305-21170-00-33	30- 1	335-11311-00	23-12	91202-06012
14-19	305-21399-00-33	30- 4	335-11611-00	17-10	91202-06020
17- 6	305-21610-00-35	30- 4	335-11611-10	24-20	91202-06030
22-14	305-21786-01-64	30- 4	335-11611-20	20- 4	91203-06020
22-13	305-21787-00	30- 3	335-11631-00-96	20-21	91203-06020
15- 1	305-22110-00-33	30- 3	335-11631-00-97	27-13	91203-06025
15-11	305-22210-20	30- 3	335-11631-00-98	9-21	91306-08030
18- 0-1	305-23100-60-01	30- 3	335-11635-00	35-22	91311-08020
18-20	305-23340-60-33	30- 3	335-11636-00	20-20	91401-12015
21- 2	305-24110-00-64	32- 0-1	335-14101-00	12-18	91401-12018

NUMERICAL INDEX

Ref No.	Parts No.	Ref No.	Parts No.	Ref No.	Parts No.
16-14	91401-20025	34-23	92801-08100	34- 6	92901-06100
16-21	91401-25012	14- 9	92801-10100	25-28	92901-06100
25-43	91401-25012	16-13	92801-10500	11- 6	92901-06200
6- 6	91401-25017	13- 5	92901-04100	14- 4	92901-06200
14-22	91401-25030	26- 7	92901-04100	14-17	92901-06200
23- 4	91502-05055	13- 9	92901-04200	16-20	92901-06200
1- 5	91800-16016	26-13	92901-04200	24-23	92901-06200
1-11	91810-03014	6-14	92901-05100	30-29	92901-06200
2-14	91810-03014	12-15	92901-05100	31-11	92901-06200
1- 4	91810-08016	15- 8	92901-05100	31-16	92901-06200
11- 8	91903-06012	18-27	92901-05100	34-10	92901-06200
30-23	91903-06012	27-11	92901-05100	28-10	92901-06300
2-22	92501-06010	29- 8	92901-05100	9-22	92901-08100
9- 5	92501-06010	29-19	92901-05100	14- 7	92901-08100
11- 4	92501-06010	15- 9	92901-05200	14-13	92901-08100
14-15	92501-06010	20-18	92901-05200	16- 9	92901-08100
31-14	92501-06010	2-23	92901-06100	19- 4	92901-08100
5-13	92501-06012	9- 6	92901-06100	19-10	92901-08100
6-18	92501-06012	9-18	92901-06100	25-41	92901-08100
31- 9	92501-06015	11- 5	92901-06100	25-45	92901-08100
2- 8	92501-06018	11-17	92901-06100	26-19	92901-08100
2-17	92501-06018	14-16	92901-06100	28-17	92901-08100
9-13	92501-06025	14-21	92901-06100	31- 5	92901-08100
22- 8	92501-06025	17- 5	92901-06100	34-15	92901-08100
29-10	92501-06025	20- 7	92901-06100	34-24	92901-08100
2-18	92501-06035	20-22	92901-06100	21- 5	92901-08200
1-10	92501-06040	22- 9	92901-06100	25-42	92901-08200
1- 6	92501-06045	23-13	92901-06100	27-21	92901-08200
2-11	92501-06045	24-22	92901-06100	31- 6	92901-08200
2-10	92501-06050	26-30	92901-06100	34-16	92901-08200
1- 8	92501-06055	27-17	92901-06100	12- 9	92901-08400
2-19	92501-06055	27-22	92901-06100	14-10	92901-10100
1- 7	92501-06060	29-11	92901-06100	35-34	92901-10100
2- 9	92501-06060	29-16	92901-06100	3-23	92901-12100
1- 9	92501-06065	29-29	92901-06100	15- 5	92901-12100
28-11	92503-06015	30-28	92901-06100	24-34	92901-12100
27-18	92801-06100	31-10	92901-06100	26-18	92904-08200
27-23	92801-06100	31-15	92901-06100	12-16	93101-10001

NUMERICAL INDEX

Ref No.	Parts No.	Ref No.	Parts No.	Ref No.	Parts No.
12- 5	93101-10002	12- 6	93430-08007	19- 5	97103-08045
24- 9	93102-18008	30-10	93430-10016	34-12	97201-06012
3-13	93102-20010	6- 7	93430-10017	34- 5	97201-06018
5-28	93102-26042	16-17	93430-12008	14- 3	97201-06020
3-15	93103-28011	7- 8	93430-12009	14- 6	97201-08015
24-27	93104-07003	5-23	93440-15012	34-14	97201-08015
2- 4	93104-11028	4-13	93501-04004	19- 3	97203-08030
25-10	93104-22018	19-17	93501-04011	26-17	19204-08018
24-16	93105-47007	19-14	93503-16010	26- 6	98501-04010
25-31	93106-26005	6-28	93505-16006	15- 7	98501-05010
7- 6	93109-14005	12-21	93505-32002	29- 7	98501-05010
8- 9	93109-15001	30- 8	93507-32009	29-18	98501-05010
32- 7	93210-04121	12- 3	93603-22028	6-13	98501-05012
24-28	93210-14104	6- 9	93604-22050	12-11	98501-05015
3-16	93210-18023	10-33	91401-16015	20-13	98503-05018
25-12	93210-42101	25-47	91401-25012	13-15	98702-05015
35-31	93210-67057	24- 4	94127-18085	18-28	98801-05100
25-29	93306-00406	36- 1	94127-19095	27-12	98801-05100
25- 9	93306-20201	35- 9	94130-18041	12-14	98801-05200
25-11	93306-20204	25- 4	94130-18073	20-19	98801-05500
24- 8	93306-30103	24- 5	94227-18009	24-21	98801-06100
5-11	93306-30304	36- 2	94227-19037	34-13	98801-06100
5-27	93306-30401	25- 5	94230-18012	4-21	98801-06300
3-12	93306-30405	24- 6	94327-18007	20- 6	98801-06300
3- 8	93310-21403	36- 4	94327-19029	34-11	98801-06700
3- 5	93310-42251	25- 6	94330-18010	14-12	98801-08100
5- 9	93315-31502	24- 3	94414-18007	26-20	98801-08100
4- 3	93341-22302	25- 3	94414-18007	28- 6	98801-08100
5-26	93410-13004	36- 3	94414-19056	28-18	98801-08100
5- 7	93410-15005	25-48	94504-28106	25-24	98801-08200
8-10	93410-15005	36-11	94504-28112	12-10	98801-08300
24-10	93410-20009	25-49	94604-28001	25-40	98801-08300
8-14	93410-25017	30- 5	94701-00008	25-46	98801-08300
25-30	93420-42007	29-13	94701-00040	15- 4	98801-12100
21-10	93430-02001	16- 7	97101-08015	3-22	98801-12200
21-12	93430-02001	16- 8	97101-08020	24-33	98801-12200
6-11	93430-03014	14-11	97101-08110	25-35	98801-14200
21- 6	93430-06005	19- 9	97103-08030	25-37	98803-08300

NUMERICAL INDEX

Ref No.	Parts No.	Ref No.	Parts No.	Ref No.	Parts No.
28- 7	98803-08300				
19- 6	98803-08700				
31- 4	98803-08700				
12-19	98901-04008				

www.legends-yamaha-enduros.com

www.legends-yamaha-enduros.com