




DT/LC







With autolube oil injection the DT/LC is easy to maintain.



The state-of-the-art liquid cooling system makes the DT/LC extremely reliable.



Monocross rear suspension lets it handle the big bumps as well as the little ones.



Get a Yamaha T-shirt to round out your riding apparel.

Parents love it for all the wrong reasons.

They'll love it because of the big tires and low seat height that make the DT/LC both easy and stable to ride to school.

You'll love it because it's the most fun you can have and still be a minor.

They'll love it because it's reliable.

You'll love it because the high-performance two-stroke liquid-cooled engine can haul down the road at

50mph. Thanks in part to its feather-light weight of 165 pounds that gives it a respectable power-to-weight ratio.

And with a large chassis, air-adjustable leading axle front forks and monocross rear suspension, it can be ridden off-road at the pace of most 100cc four-stroke machines.

The full-sized chassis also makes the DT/LC comfortable for even six-footers to ride. So you never outgrow it—a fact your parents will like.

You'll both be happy to know that the DT/LC has Autolube oil injection and capacitor discharge ignition so you can spend more time riding your bike, and less time taking care of it.

And let's not forget the slender profile, the sporty YZ styling, or the full instrumentation including speedometer, tachometer and temperature gauge.

Your parents will say it's very attractive. You'll say it looks just like the MXer Broc Glover rides.

One thing you and your parents will agree on is the price.

But if all else fails, there's still a great reason to convince parents to buy the DT/LC.

They can ride it, too.

ENGINE

Type 2-Stroke, Liquid Cooled, Single
Displacement 49.3cc
Bore and Stroke 40.0 x 39.2mm
Compression Ratio 6.5:1
Maximum Torque 4.48ft-lbs (0.62kg-m)

@ 8,000rpm

Carburetion Mikuni VM16SS

Ignition Capacitor Discharge

Starting Kick

Lubrication Autolube

Transmission 6-Speed

CHASSIS

Overall Length 77.2" (1,960mm)

Overall Width 33.3" (845mm)

Overall Height 43.3" (1,100mm)

Wheelbase 48.6" (1,235mm)

Ground Clearance 10.4" (265mm)

Seat Height 30.9" (785mm)

Dry Weight 165lbs (75kg)

Fuel Tank Capacity 2.25gals (8.5ℓ)

Oil Tank Capacity 1.37qts (1.3ℓ)

Suspension

Front Telescopic Fork

Rear Swingarm with Monocross

Brakes

Front Drum

Rear Drum

Tires

Front 2.50-19

Rear 3.00-17

Coloring White, Sky Blue

Specifications are subject to change without notice.



YAMAHA
We make the difference.™

12-month limited warranty. Warranty terms are limited. See your Yamaha dealer for details. Dress properly for your ride with a helmet, eye protection, long sleeved shirt, long trousers, gloves and boots. Yamaha and the Motorcycle Safety Foundation encourage you to ride safely and respect the environment. For further information regarding the MSF rider course please call 1-800-447-4700. Do not drink and drive. It is illegal and dangerous. Rear view mirror(s) standard equipment.