

YAMAHA IT175D PARTS LIST



YAMAHA

PARTS LIST

MODEL IT175D

NOTICE

ALL PART NUMBERS CONTAINED IN THIS CATALOGUE ARE COMPRISED OF TEN DIGITS. WHEN ORDERING, PLEASE ADD TWO ZEROS TO THE END OF EACH PART NUMBER REQUIRED TO CONVERT THE TEN DIGITS INTO THE NEW TWELVE DIGIT NUMBERS.





YAMAHA MOTOR CO., LTD.
PRINTED IN JAPAN

First edition Jan., 1977
(LIT-10011-W2-00) (1W2-28198-60)

YAMAHA MOTOR CO., LTD.

COPY RIGHT: ALL RIGHTS RESERVED
NO PART OF THIS PUBLICATION MAY BE REPRODUCED WITHOUT PERMISSION.

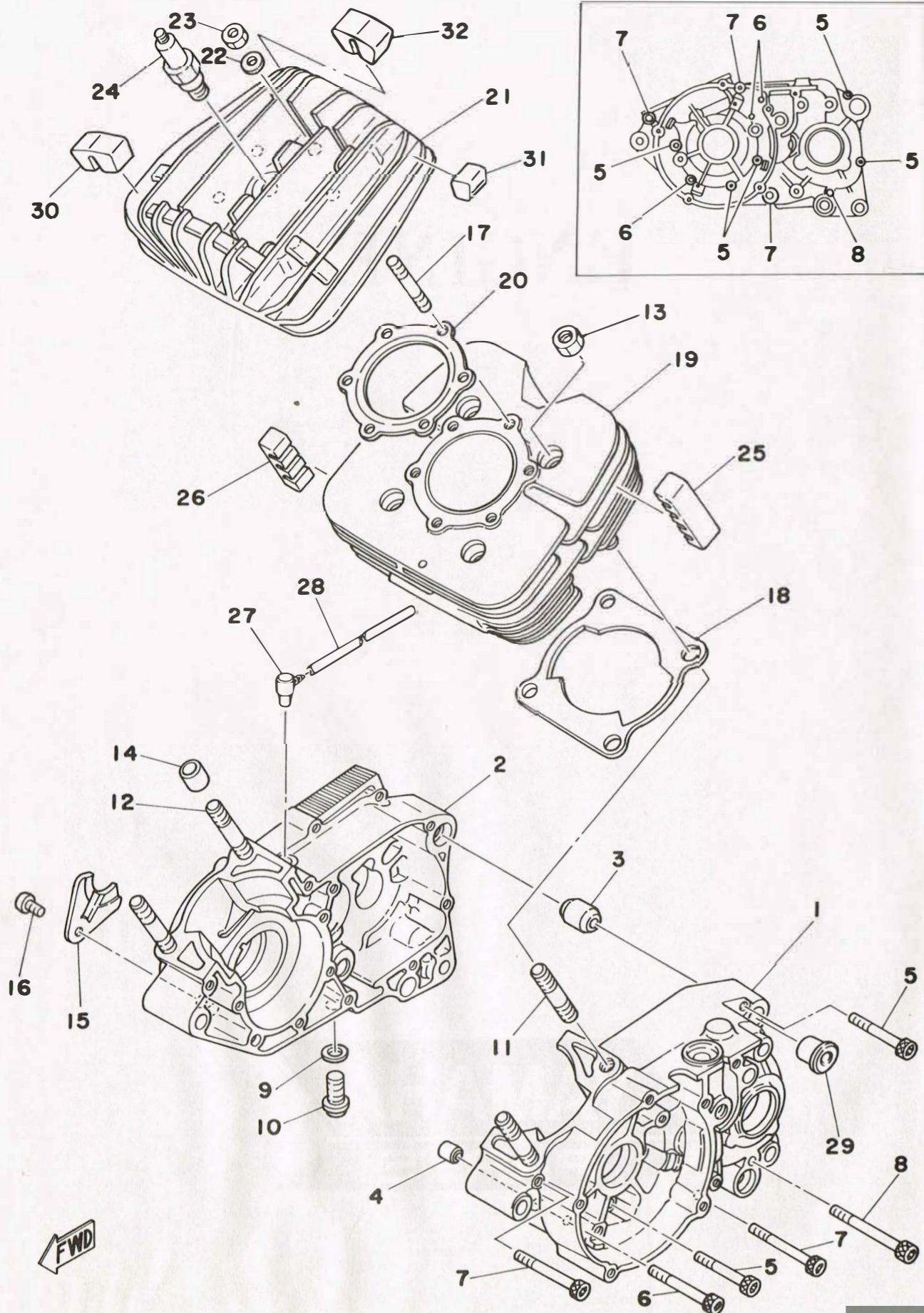


YAMAHA

PARTS LIST

MODEL IT175D

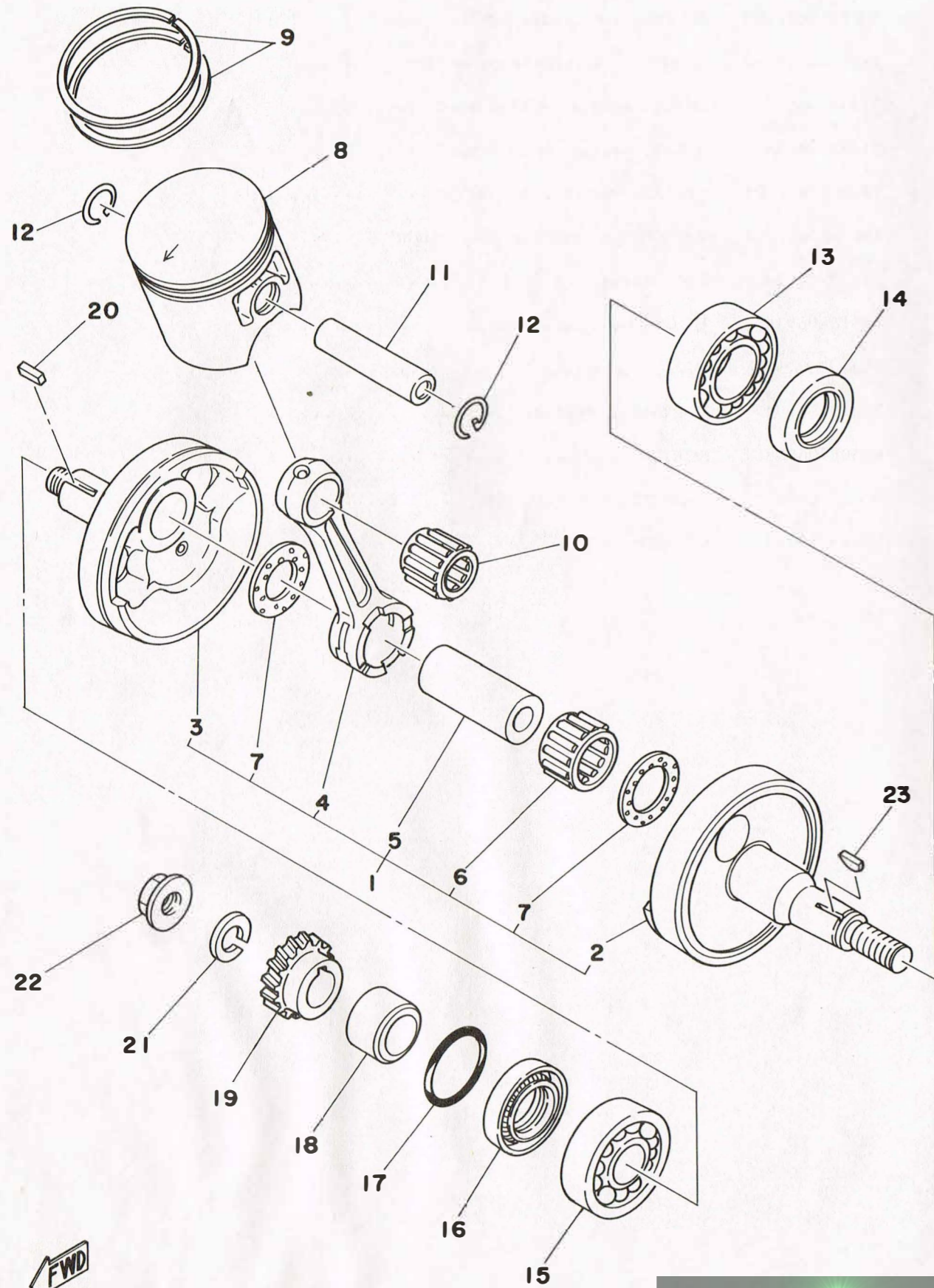
Fig. 1 CRANKCASE · CYLINDER



Ref. No.	Parts No.	Description	Q'ty	Applicable Machine No.	Remarks
1- 1	1W2-15111-00	CASE, crank left	1		
2	1W2-15121-00	CASE, crank right	1		
3	91810-19020	PIN, dowel (16.5-20-20)	1		
4	91830-21014	PIN, dowel (16.4-10-14)	1		
5	91316-06050	BOLT, hexagon socket head	5		
6	91316-06060	BOLT, hexagon socket head	3		
7	91316-06070	BOLT, hexagon socket head	3		
8	91316-06075	BOLT, hexagon socket head	1		
9	90430-12038	GASKET (132-15353-00)	1		
10	90340-12005	PLUG, straight screw (132-15351-00)	1		
11	90116-10257	BOLT, stud	2		M10-60L
12	90116-10258	BOLT, stud	2		M10-70L
13	90179-10201	NUT	4		
14	91810-16016	PIN, dowel (10.5-14-16)	2		
15	304-15128-00	HOLDER, right	1		
16	92501-08010	SCREW, panhead	1		
17	90116-08104	BOLT, stud (363-11179-00)	6		M8-50L
18	1W2-11351-00	GASKET, cylinder	1		
19	1W2-11311-00	CYLINDER	1		
20	1W2-11181-00	GASKET, cylinder head	1		
21	1W2-11111-00	HEAD, cylinder	1		
22	812-11175-00	WASHER, plate	6		
23	95301-08600	NUT, hexagon	6		
24	94701-00051	PLUG, spark (CHAMPION N-2G)	1		*
25	2A6-11127-00	ABSORBER 4	2		
26	2A6-11128-00	ABSORBER 5	2		
27	498-15371-00	BREATHER	1		
28	90445-07177	HOSE (395-14197-00 4.2-310)	1		
29	1W1-15317-00	SPACER, engine mount	1		
30	1W2-11161-00	ABSORBER 1	2		
31	1W2-11162-00	ABSORBER 2	1		
32	1W2-11127-00	ABSORBER 3	1		

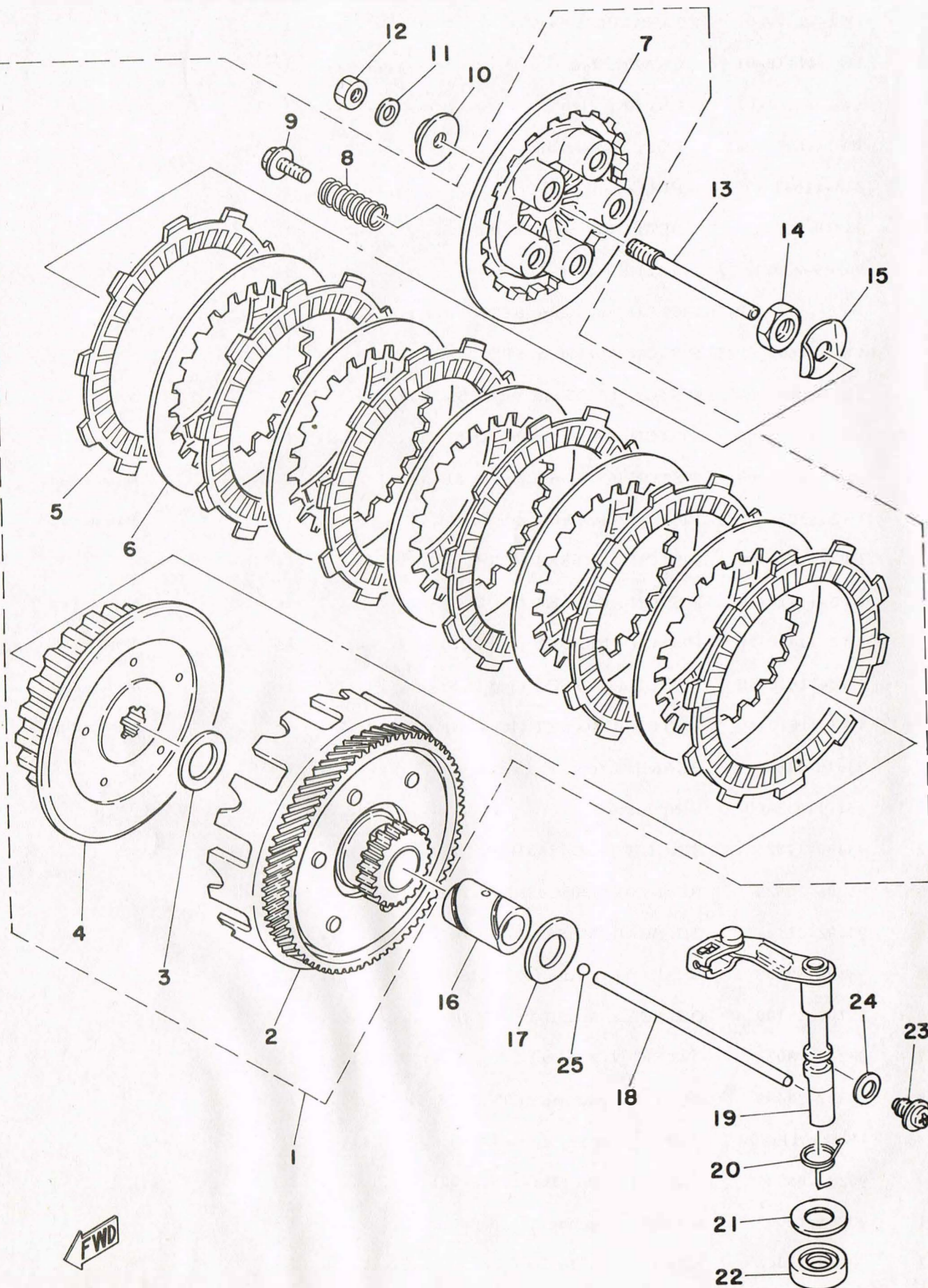
FWD

Fig. 3 CRANK · PISTON



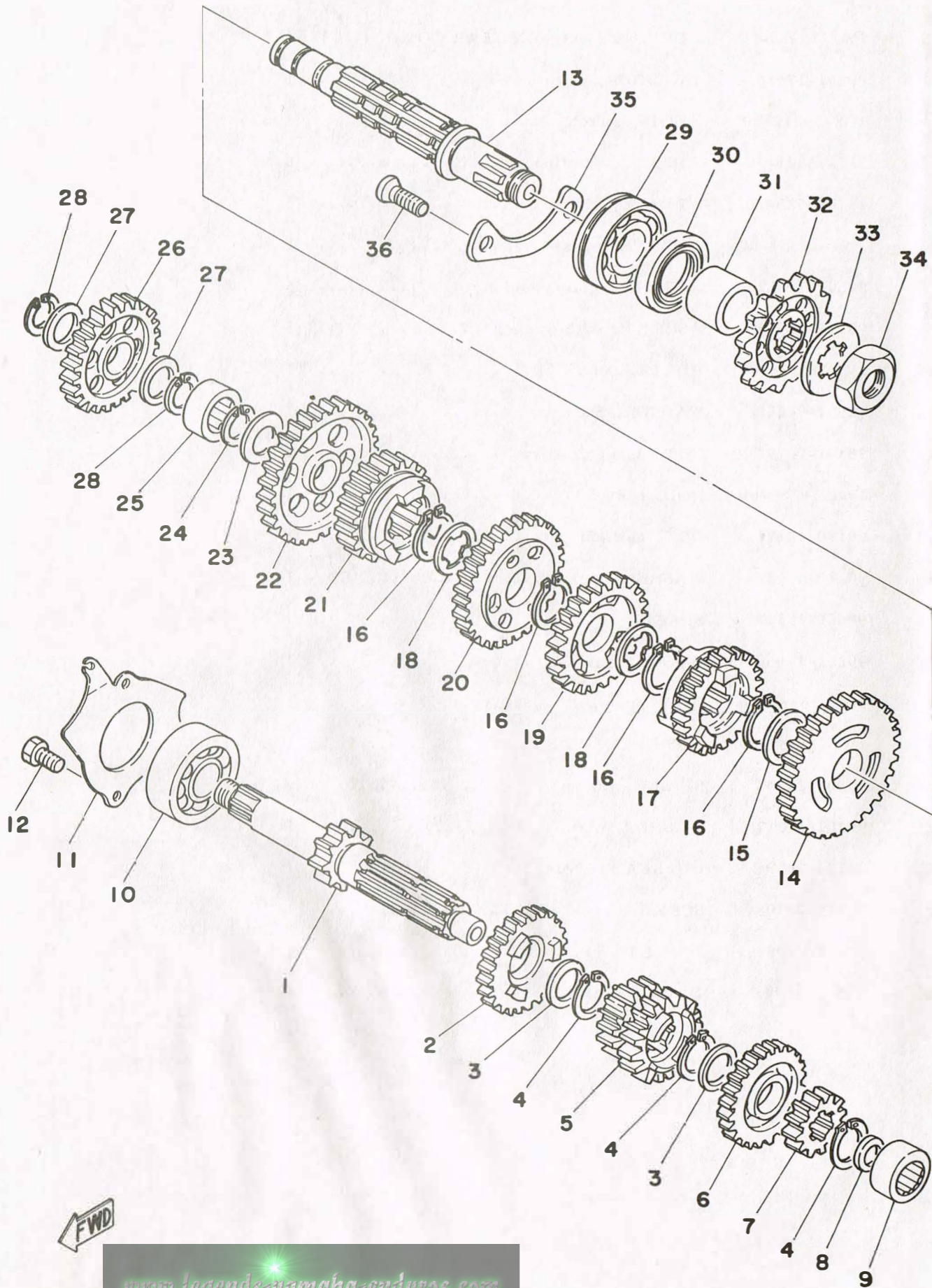
Ref. No.	Parts No.	Description	Q'ty	Applicable Machine No.	Remarks
3- 1	1W1-11400-00	CRANK ASS'Y	1		
2	1W1-11412-01	. CRANK, left	1		
3	1W1-11422-01	. CRANK, right	1		
4	1W1-11651-00	. ROD, connecting	1		
5	248-11681-01	. PIN, crank	1		
6	93310-422E6	. BEARING, con-rod big end	1		
7	90209-22071	. WASHER (164-11685-00)	2		
8	1W2-11631-00-96	PISTON (66.96mm STD)	1	U.R	
	1W2-11631-00-97	PISTON (66.97mm STD)			
	1W2-11635-00	PISTON (67.25mm 1st O.S)	1		Alternate Parts
	1W2-11636-00	PISTON (67.50mm 2nd O.S)	1		Alternate Parts
	1W2-11637-00	PISTON (67.75mm 3rd O.S)	1		Alternate Parts
	1W2-11638-00	PISTON (68.00mm 4th O.S)	1		Alternate Parts
9	1W2-11610-00	PISTON RING SET (STD)	1s		
	1W2-11610-10	PISTON RING SET (1st O.S)	1s		Alternate Parts
	1W2-11610-20	PISTON RING SET (2nd O.S)	1s		Alternate Parts
	1W2-11610-30	PISTON RING SET (3rd O.S)	1s		Alternate Parts
	1W2-11610-40	PISTON RING SET (4th O.S)	1s		Alternate Parts
10	93310-216E1	BEARING, con-rod small end	1		
11	251-11633-00	PIN, piston	1		
12	93450-17025	CIRCLIP (137-11634-00)	2		
13	93306-20529	BEARING (6205C4SH)	1		
14	93102-25144	OIL SEAL (MHSA-25-40-8)	1		
15	93306-30405	BEARING, crank (6304C3SH)	1		
16	93103-28100	OIL SEAL (MHSD-28-40-8)	1		
17	93210-18023	O-RING (1.2-17.6)	1		
18	90387-20488	COLLAR, distance (20-28-18.5)	1		
19	1W1-16111-00	GEAR, primary drive (22T)	1		
20	90282-05005	KEY, straight (353-11546-00)	1		
21	90204-12007	WASHER, spring	1		
22	90179-12044	NUT (353-16144-00)	1		
23	90280-03017	KEY, woodruff (146-11545-00)	1		

Fig. 4 CLUTCH



Ref. No.	Parts No.	Description	Q'ty	Applicable Machine No.	Remarks
4- 1	1W1-16301-00	CLUTCH ASS'Y	1		
2	1W1-16150-00	. PRIMARY DRIVEN GEAR COMP. (71T)	1		
3	90201-17550	. WASHER, plate	1		
4	1G8-16371-00	. BOSS, clutch	1		
5	537-16321-00	. PLATE, friction	6		
6	137-16325-70	. PLATE, clutch 2	5		
7	1W1-16351-00	. PLATE, pressure	1		
8	90501-20361	. SPRING, compression	5		
9	90159-05011	. SCREW, with washer	5		
10	1W1-16358-00	PLATE, push	1		
11	92901-06200	WASHER, plain	1		
12	95301-06700	NUT, hexagon	1		
13	1W1-16356-00	ROD, push 1	1		
14	90170-14171	NUT, hexagon	1		
15	90215-14122	WASHER, lock	1		
16	90560-17147	SPACER	1		
17	90201-17550	WASHER, plate	1		
18	1W1-16357-00	ROD, push 2	1		
19	1W1-14380-00	PUSH LEVER ASS'Y	1		
20	90508-20345	SPRING, torsion	1		
21	90201-14217	WASHER, plate (150-25153-00)	1		
22	93104-14004	OIL SEAL (SO-14-25-5)	1		
23	90149-08108	SCREW	1		
24	90430-08069	GASKET	1		
25	93503-16003	BALL (3/16 inch)	1		

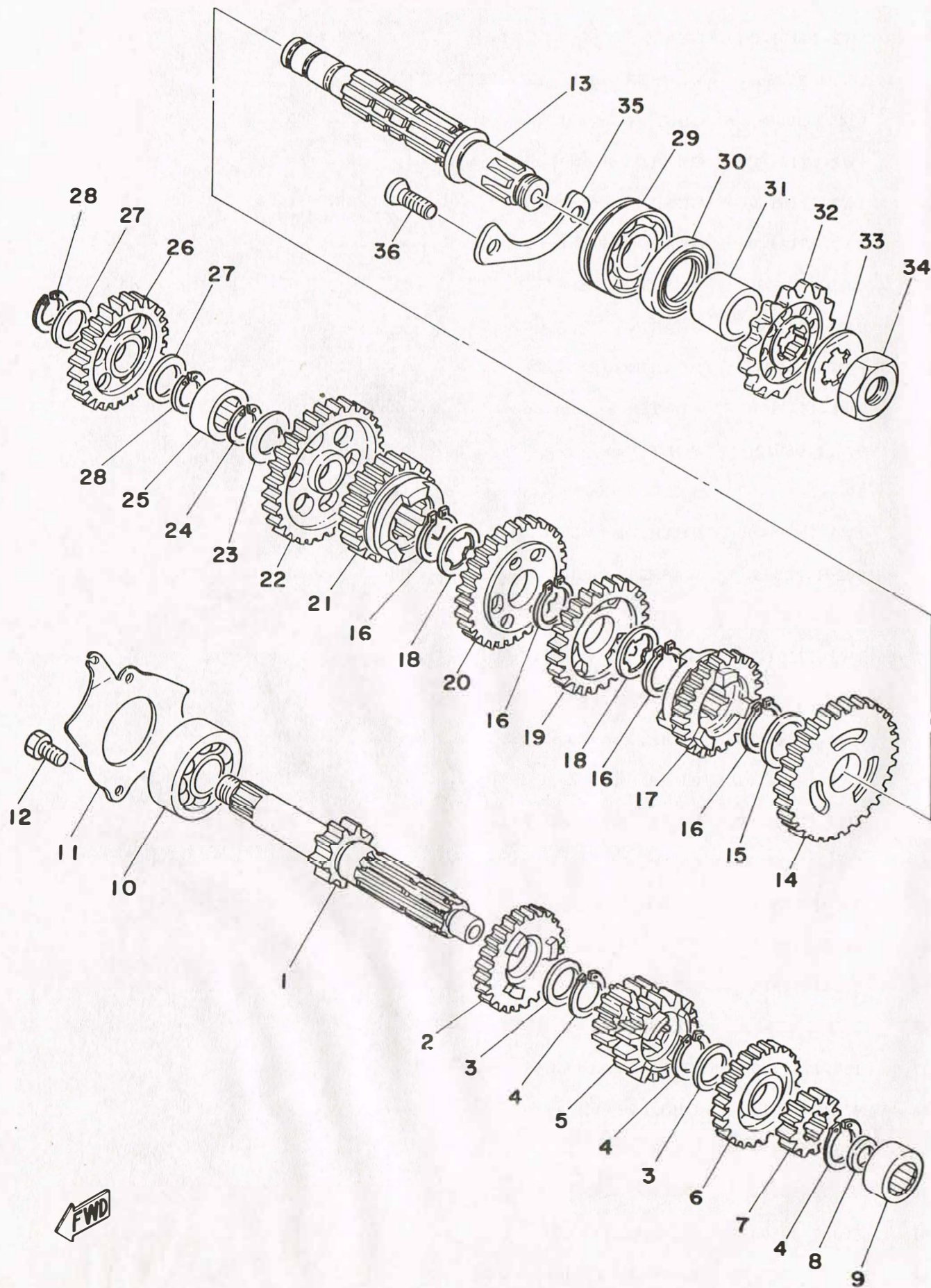
Fig. 5 TRANSMISSION



Ref. No.	Parts No.	Description	Q'ty	Applicable Machine No.	Remarks
5- 1	1W2-17411-00	AXLE, main (11T)	1		
2	1W2-17151-00	GEAR, 5th pinion (23T)	1		
3	90201-20266	WASHER, plate (132-17216-00)	2		
4	93410-20038	CIRCLIP (S-20)	3		
5	1W2-17131-00	GEAR, 3rd/4th pinion (18T, 21T)	1		
6	1W2-17161-00	GEAR, 6th pinion (25T)	1		
7	1W2-17121-00	GEAR, 2nd pinion (15T)	1		
8	90201-15563	WASHER, plate (642-45576-00-10)	1		
9	93311-41530	BEARING	1		
10	93306-30304	BEARING (B6303Z)	1		
11	1W1-17471-01	PLATE, bearing cover	1		
12	97321-06012	BOLT, hexagon	2		
13	1W1-17421-00	AXLE, drive	1		
14	1W2-17221-00	GEAR, 2nd wheel (31T)	1		
15	90201-22555	WASHER, plate	1		
16	93410-22039	CIRCLIP (S-22)	4		
17	1W2-17261-00	GEAR, 6th wheel (21T)	1		
18	90209-18135	WASHER	2		
19	1W2-17241-00	GEAR, 4th wheel (25T)	1		
20	1W1-17231-01	GEAR, 3rd wheel (27T)	1		
21	1W2-17251-00	GEAR, 5th wheel (23T)	1		
22	1W2-17211-00	GEAR, 1st wheel (34T)	1		
23	90201-15563	WASHER, plate	1		
24	93440-15012	CIRCLIP (15φ special)	1		
25	93311-31515	BEARING	1		
26	1W1-15651-00	GEAR, kick idle (25T)	1		
27	137-17417-00-05	SHIM, main axle (15.5-22-0.5)	2		
28	93440-15012	CIRCLIP (15φ special)	2		
29	93306-30411	BEARING	1		
30	93102-26042	OIL SEAL (SD-26-38-5)	1		
31	90387-20503	COLLAR (20-26-11.3)	1		
32	1W1-17461-20	SPROCKET, drive (12T)	1		

FWD

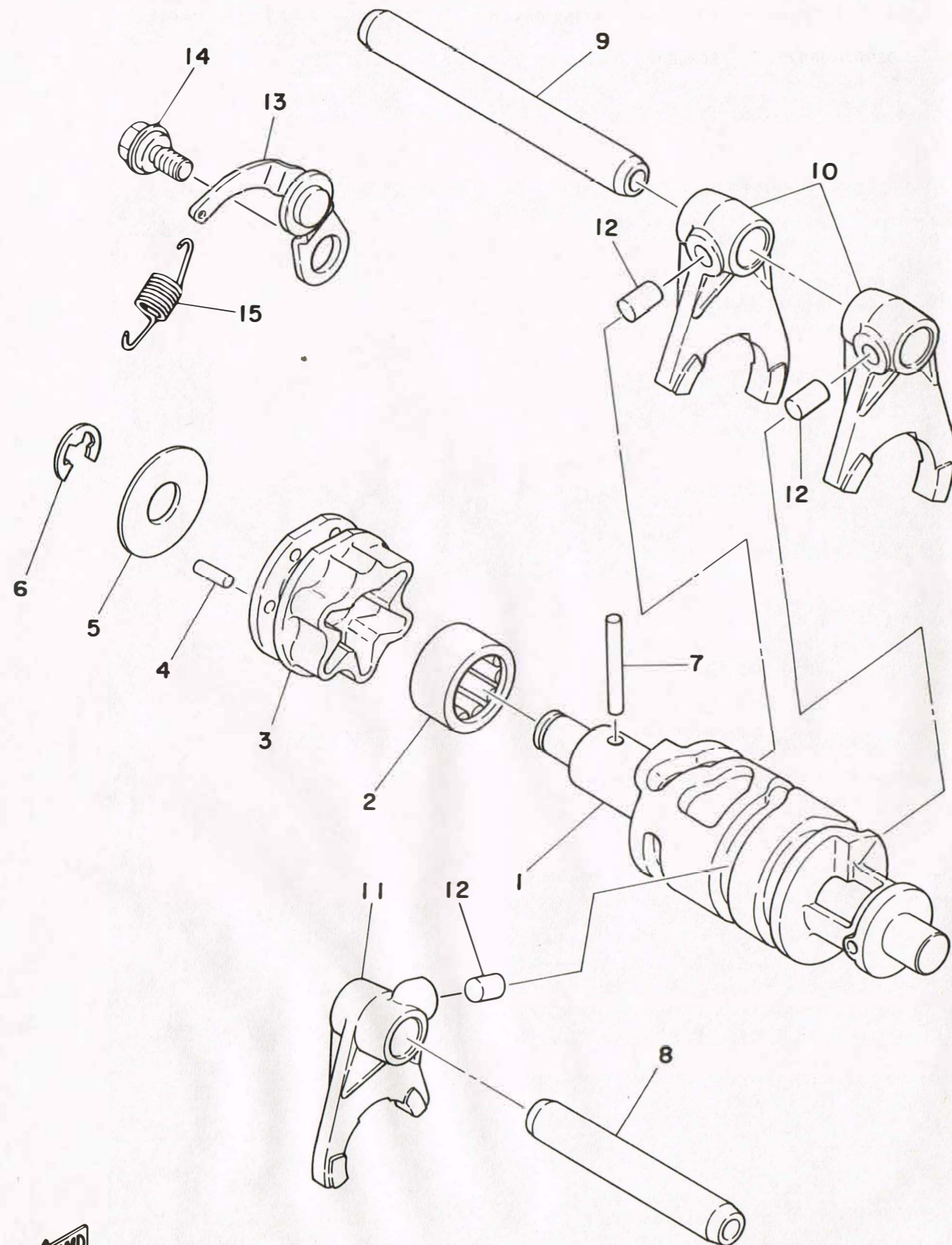
Fig. 5 TRANSMISSION



Ref. No.	Parts No.	Description	Q'ty	Applicable Machine No.	Remarks
5-33	90215-16127	WASHER, lock	1		
34	90179-16226	NUT	1		
35	1W1-15381-00	PLATE, bearing cover	1		
36	92701-06012	SCREW, flathead	2		

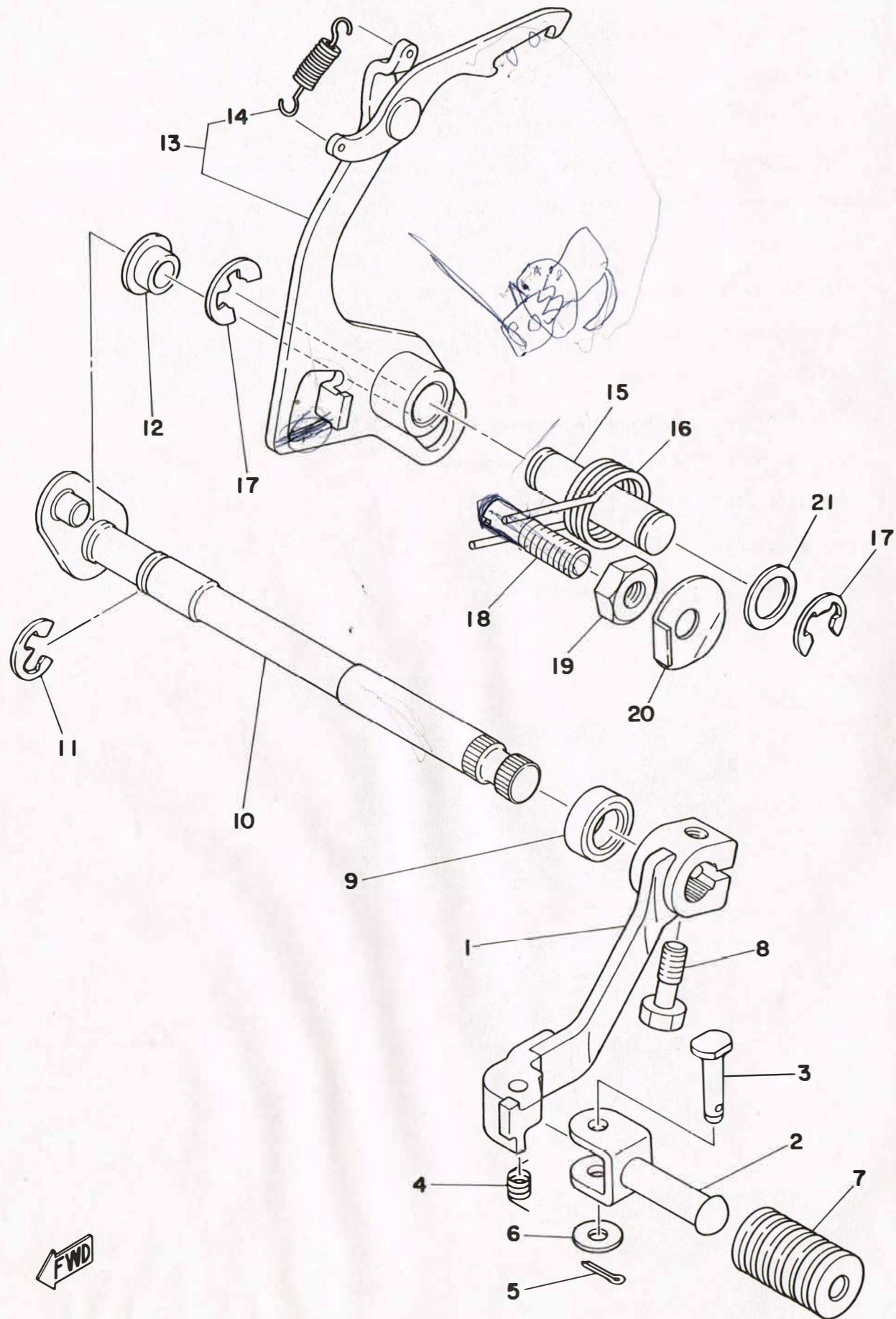
www.legends-yamaha-enduros.com

Fig. 6 SHIFTER 1



Ref. No.	Parts No.	Description	Craig Scott	Q'ty	Applicable Machine No.	Remarks
6- 1	1W1-18541-00	CAM, shift		1		
2	93315-21813	BEARING		1		
3	1W1-18185-00	SEGMENT		1		
4	93604-12037	PIN, dowel (4-11.8)		6		
5	1W1-18561-00	PLATE, side		1		
6	93430-08006	CIRCLIP (E-8)		1		
7	93604-30018	PIN, dowel (4-29.8)		1		
8	1W1-18531-00	BAR, shift fork guide 1		1		
9	1W1-18535-00	BAR, shift fork guide 2		1		
10	1W1-18511-01	FORK, shift 1		2		
11	1W1-18512-01	FORK, shift 2		1		
12	90250-06013	PIN, straight (257-18552-00)		3		
13	1W1-18140-00	STOPPER LEVER ASS'Y		1		
14	1W1-18177-00	BOLT, stopper 2		1		
15	90506-09156	SPRING, tension		1		

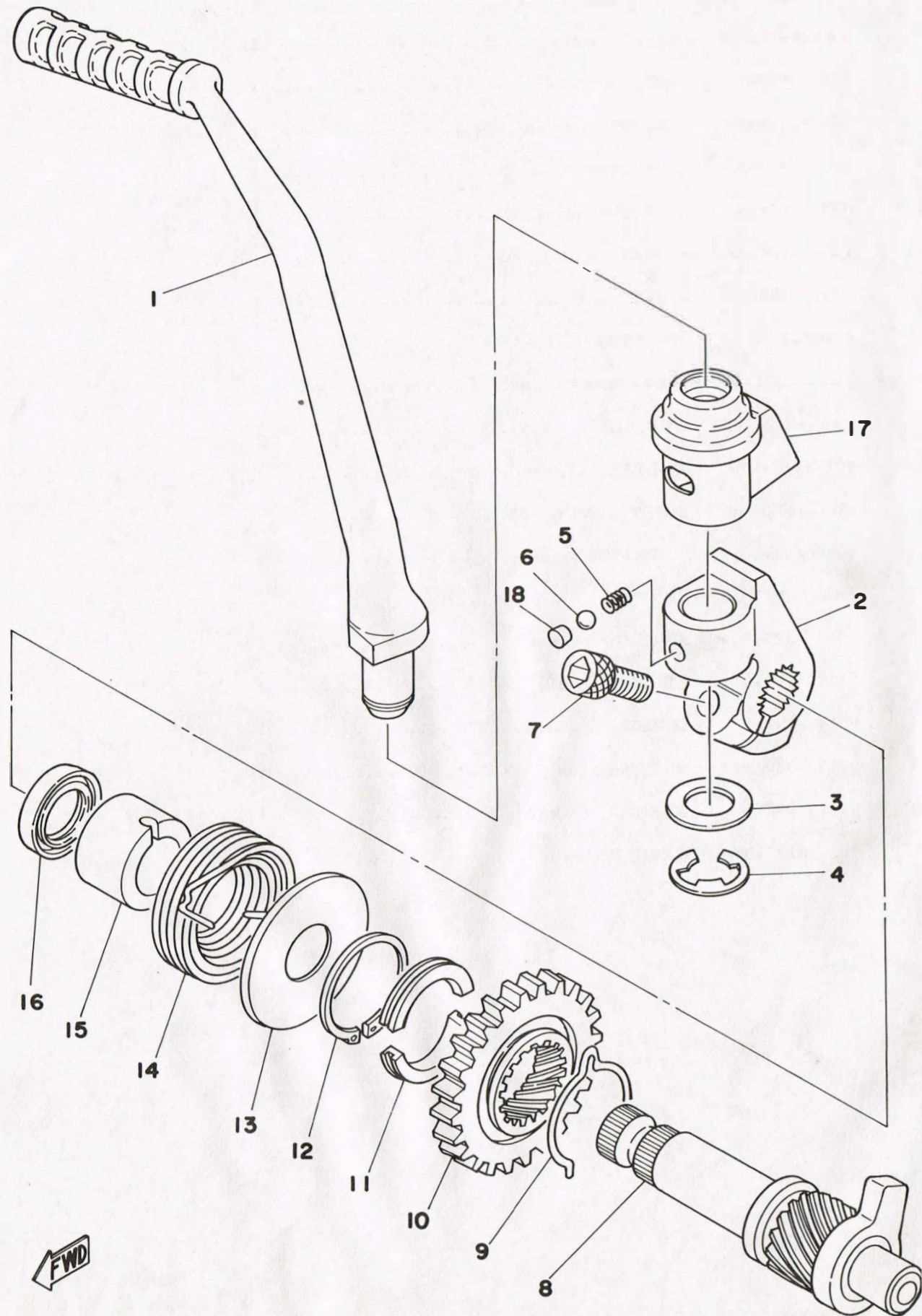
Fig. 7 SHIFTER 2



Ref. No.	Parts No.	Description	Q'ty	Applicable Machine No.	Remarks
7- 1	1W2-18111-00-33	ARM, shift pedal	1		Yamaha Black
2	1W6-18162-00	PEDAL, shift	1		
3	90240-06057	PIN, with hole	1		
4	90508-16351	SPRING, torsion	1		
5	91401-20012	PIN, cotter	1		
6	92901-06200	WASHER, plain	1		
7	1W6-18113-00	COVER, shift pedal	1		
8	97321-06020	BOLT, hexagon	1		
9	93101-12060	OIL SEAL (S-12-21-4)	1		
10	1W1-18101-01	SHIFT SHAFT ASS'Y	1		
11	1W1-18136-00	CIRCLIP	1		
12	401-18178-00	ROLLER, change lever	1		
13	1W1-18120-00	SHIFT LEVER ASS'Y	1		
14	90506-08155	. SPRING, tension	1		
15	1W1-18197-01	SHAFT	1		
16	90508-32349	SPRING, torsion	1		
17	93430-10016	CIRCLIP (E-10)	2		
18	90149-08111	SCREW	1		
19	90170-08029	NUT, hexagon (248-18134-00)	1		
20	90215-08014	WASHER, lock (248-18139-00)	1		
21	102-18137-00-10	WASHER, plate	1		

www.legends-yamaha-enduros.com

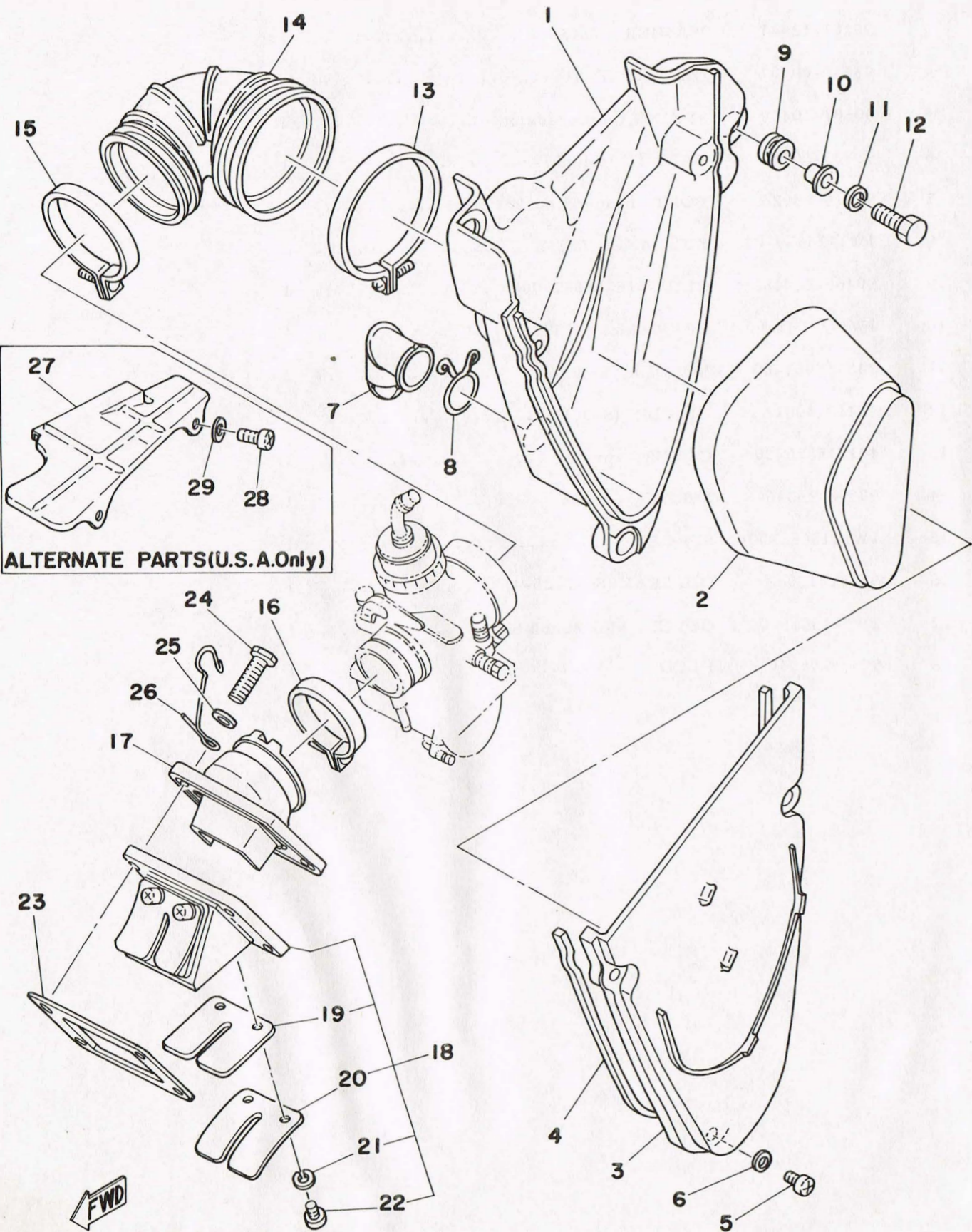
Fig. 8 KICK STARTER



Ref. No.	Parts No.	Description	Q'ty	Applicable Machine No.	Remarks
8- 1	1W1-15611-01-33	CRANK, kick	1		Yamaha Black
2	1W1-15621-00	BOSS, kick crank	1		
3	90201-12541	WASHER, plate	1		
4	93430-08007	CIRCLIP (E-8)	1		
5	90501-10459	SPRING, compression	1		
6	93503-16010	BALL (3/16 inch)	1		
7	91316-08025	BOLT, hexagon socket head	1		
8	1W1-15660-00	KICK AXLE ASS'Y	1		
9	90468-26048	CLIP (315-15687-00)	1		
10	1W1-15641-00	GEAR, kick (27T)	1		
11	248-15654-00	HOLDER, kick gear	2		
12	93410-30012	CIRCLIP (S-30)	1		
13	401-15676-00	COVER, spring	1		
14	90508-26346	SPRING, torsion	1		
15	1W1-15666-00	SPACER	1		
16	93101-17062	OIL SEAL (S-17-25-4)	1		
17	1W1-15618-01	COVER, kick crank boss	1		
18	90336-06030	PLUG	1		

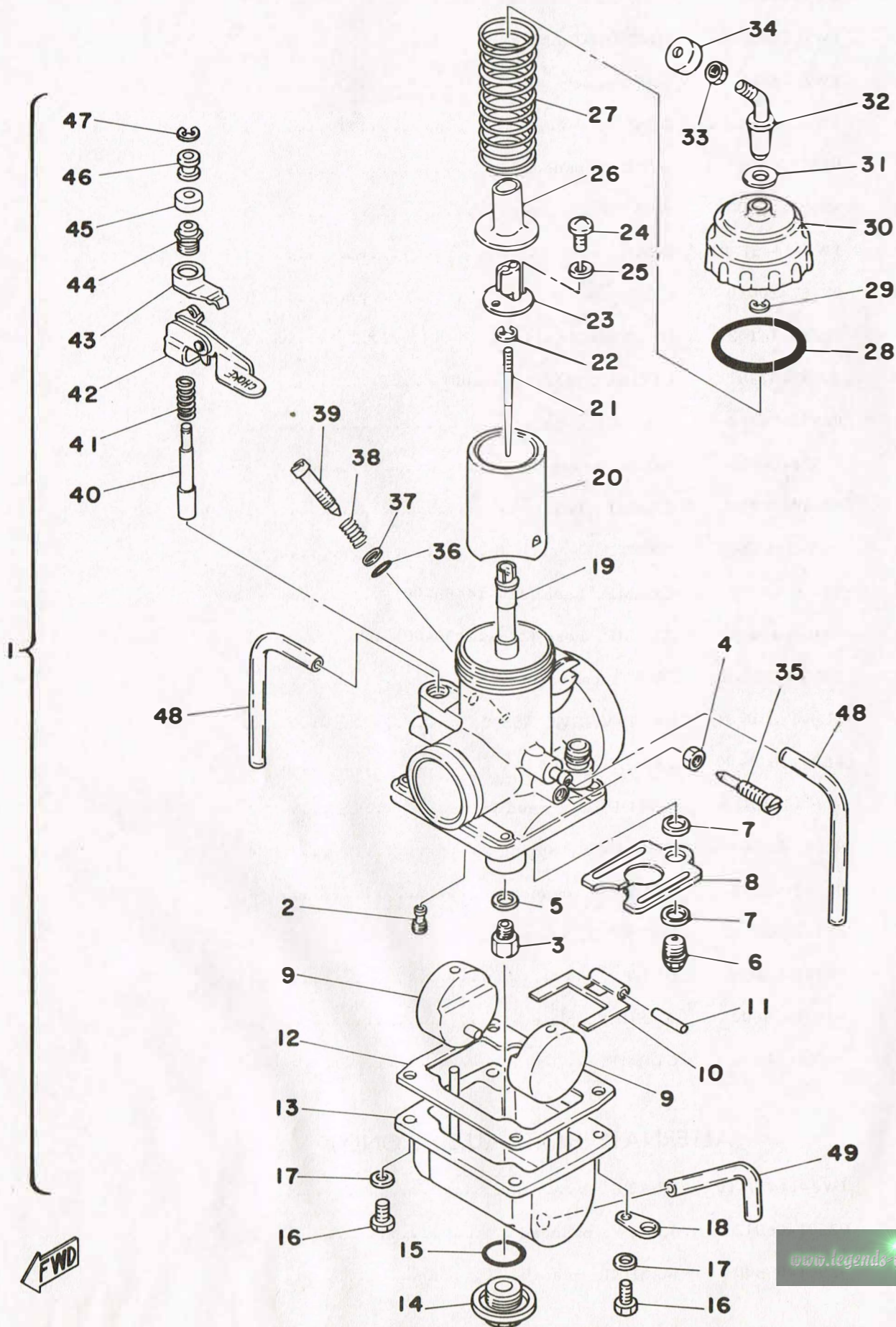
www.legends-yamaha-enduro6.com

Fig. 9 INTAKE



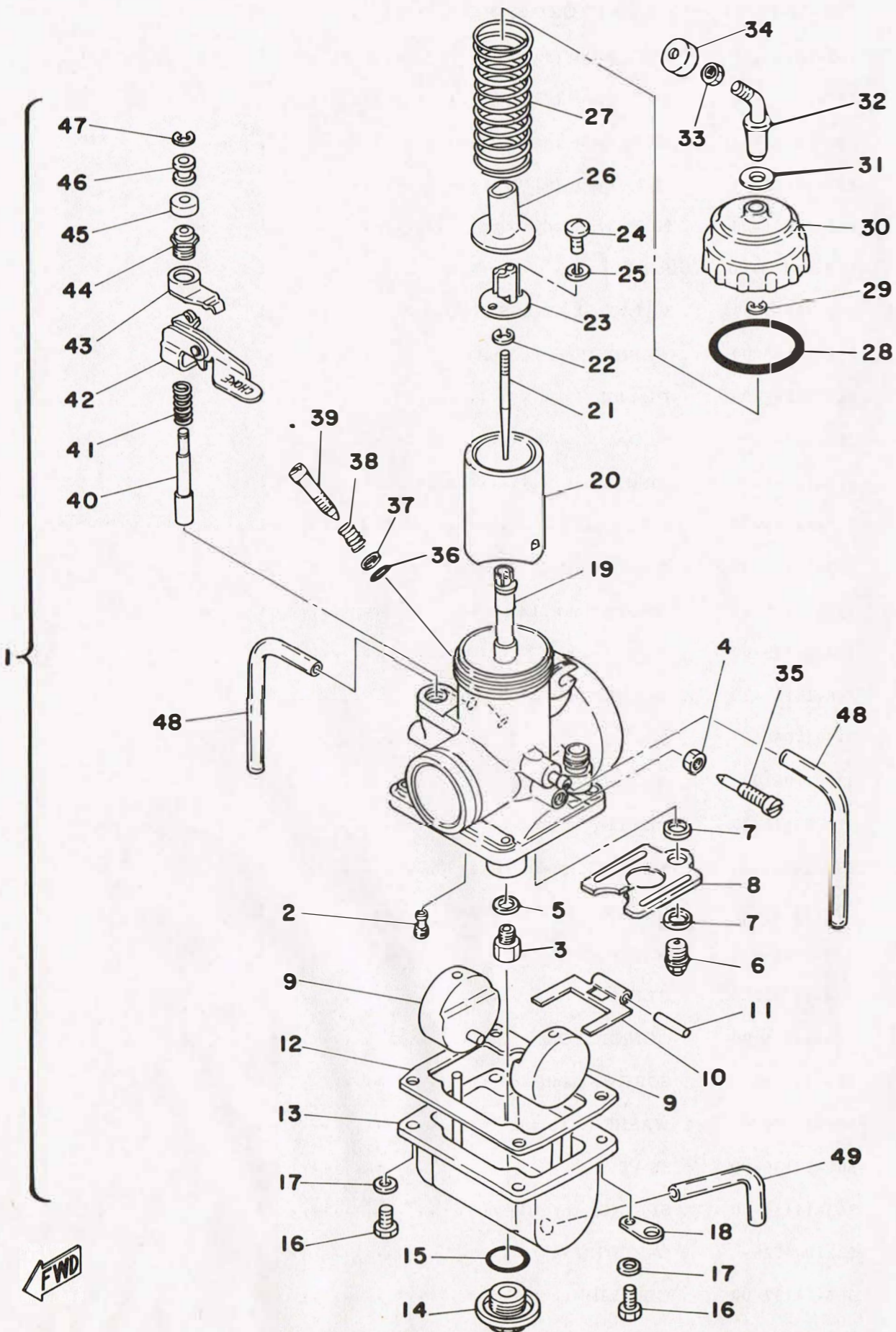
Ref. No.	Parts No.	Description	Q'ty	Applicable Machine No.	Remarks
9- 1	1W1-14411-00	CASE, air cleaner	1		
2	1W1-14450-01	ELEMENT ASS'Y	1		
3	1W2-14412-00	CAP, case	1		
4	1W1-14452-00	SEAL	1		
5	92501-06025	SCREW, panhead	3		
6	92901-06600	WASHER, plate	3		
7	1W1-14457-01	SEAL	1		
8	90467-20030	CLIP	1		
9	90480-14102	GROMMET (214-21717-00)	3		
10	90387-07391	COLLAR (437-21633-00)	3		
11	92901-06100	WASHER, spring	3		
12	97301-06025	BOLT, hexagon	3		
13	90460-77016	CLAMP, hose	1		
14	1W1-14453-00	JOINT	1		
15	90460-64065	CLAMP, hose (310-14455-00)	1		
16	90460-49058	CLAMP, hose (278-14455-00)	1		
17	1W1-13565-00	JOINT, carburetor	1		
18	1L8-13610-01	REED VALVE ASS'Y	1		
19	1L8-13613-00	REED, valve	2		
20	311-13616-01	STOPPER, reed valve	2		
21	92901-03100	WASHER, spring	4		
22	98512-03008	SCREW, panhead	4		
23	311-13621-01	PACKING, valve seat	1		
24	97301-06025	BOLT	4		
25	92901-06600	WASHER, plate	4		
26	90462-20034	CLAMP	1		
ALTERNATE PARTS (U.S.A. ONLY)					
27	1W2-14477-10	PLATE	1		
28	92501-06012	SCREW, panhead	2		
29	92901-06600	WASHER, plate	2		

Fig. 10 CARBURETOR



Ref. No.	Parts No.	Description	Q'ty	Applicable Machine No.	Remarks
10- 1	1W2-14101-00	CARBURETOR ASS'Y	1		
2	193-14142-60	. JET, pilot (#60)	1		
3	137-14143-70	. JET, main (#350)	1	U.R	STD
	137-14143-72	. JET, main (#360)			
	137-14143-74	. JET, main (#370)			
4	802-14161-00	. NUT, wire adjusting	1		
5	1G8-14153-00	. RING	1		
6	239-14190-33	. VALVE SEAT ASS'Y (#3.3)	1		
7	239-14195-00	. WASHER, valve seat	2		
8	483-14146-00	. PLATE	1		
9	310-14185-00	. FLOAT	2		
10	310-14187-00	. ARM, float	1		
11	127-14186-00	. PIN, float	1		
12	483-14184-00	. GASKET, float chamber	1		
13	310-14181-16	. BODY, float chamber	1		
14	500-14115-00	. PLUG, screw	1		
15	558-14147-00	. O-RING	1		
16	98501-05016	. SCREW, panhead	4		
17	92901-05100	. WASHER, spring	4		
18	313-14146-00	. PLATE	2		
19	239-14141-44	. NOZZLE, main (P-4)	1		
20	509-14112-20	. VALVE, throttle (#2.0)	1		
21	239-14116-21	. NEEDLE (6F21-3)	1		
22	164-14137-00	. CLIP	1		
23	509-14274-00	. CONNECTOR	1		
24	98501-03008	. SCREW, panhead	2		
25	92901-03100	. WASHER, spring	2		
26	509-14136-00	. SEAT	1		
27	363-14131-00	. SPRING, throttle valve	1		
28	93210-40289	. O-RING (2-40)	1		
29	363-14137-00	. CIRCLIP	1		
30	500-14158-00	. TOP, mixing chamber	1		

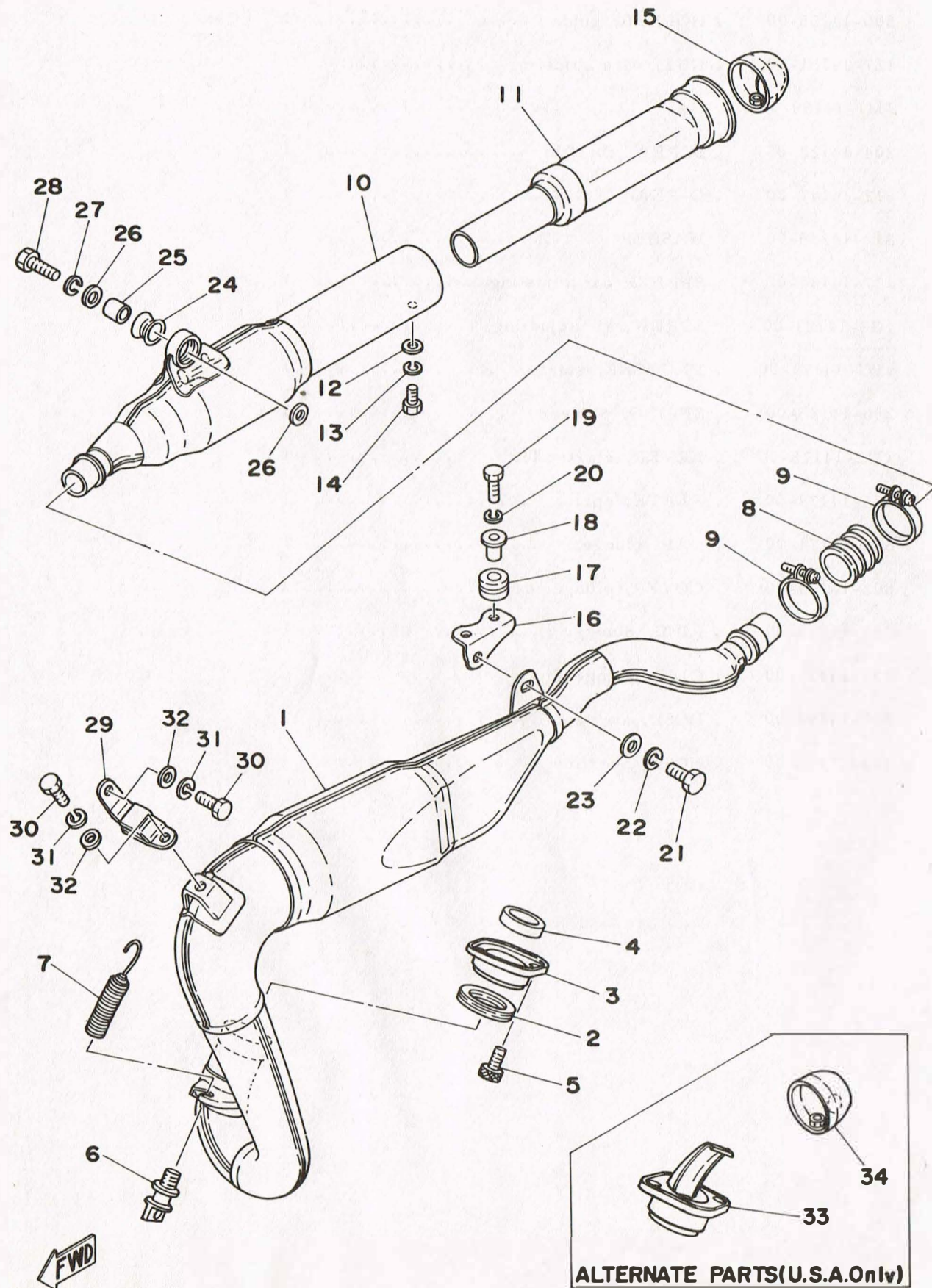
Fig. 10 CARBURETOR



Ref. No.	Parts No.	Description	Q'ty	Applicable Machine No.	Remarks
10-31	509-14198-00	. GASKET	1		
32	500-14155-00	. HOLDER, guide	1		
33	127-14161-00	. NUT, wire adjusting	1		
34	1M1-14169-00	. CAP	1		
35	204-14122-00	. SCREW, throttle	1		
36	812-14147-00	. O-RING	1		
37	812-14235-00	. WASHER	1		
38	137-14134-00	. SPRING, air adjusting	1		
39	1G8-14123-00	. SCREW, air adjusting	1		
40	1W1-14171-00	. PLUNGER, starter	1		
41	256-14135-00	. SPRING, plunger	1		
42	1W1-14175-00	. LEVER, starter left	1		
43	275-14178-00	. PLATE, spring	1		
44	802-14174-00	. CAP, plunger	1		
45	802-14173-00	. COVER, plunger cap	1		
46	583-14918-00	. RING, plunger	1		
47	737-14137-00	. CLIP, plunger	1		
48	310-14197-00	. HOSE, air vent	2		
49	493-14196-00	. HOSE, overflow	1		

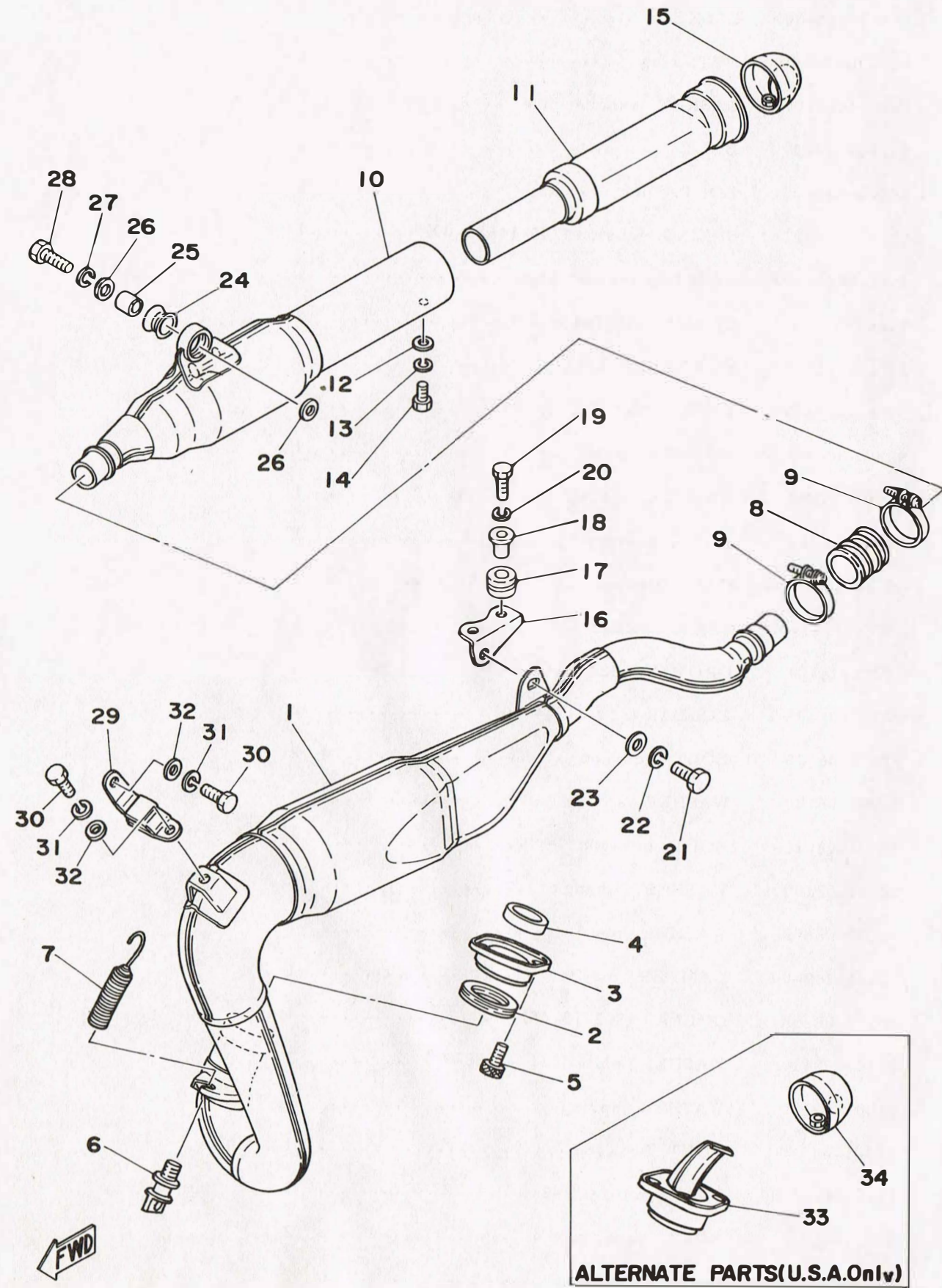
www.legends-yamaha-enduros.com

Fig. 11 EXHAUST



Ref. No.	Parts No.	Description	Q'ty	Applicable Machine No.	Remarks
11- 1	1W2-14610-00	EXHAUST PIPE ASS'Y	1		
2	248-14623-00	GASKET	1		
3	1L8-14612-00	NUT, ring	1		
4	152-14613-00	GASKET, exhaust pipe	1		
5	91316-06015	BOLT	2		
6	409-14684-00	BOLT, hook	1		
7	90507-20012	SPRING, tension (145-14683-00)	1		
8	1W2-14714-00	GASKET, muffler joint	1		
9	90460-37026	CLAMP (396-14456-00)	2		
10	1W2-14753-00	SILENCER	1		
11	1W2-14752-00	PIPE, outlet	1		
12	92901-06600	WASHER, plate	1		
13	92901-06100	WASHER, spring	1		
14	97301-06012	BOLT, hexagon	1		
15	1W2-14787-00	CAP, silencer	1		
16	1W2-14771-00	STAY, muffler 1-1	1		
17	90480-14101	GROMMET (214-21638-00)	2		
18	90387-06388	COLLAR (322-21544-00)	2		
19	97301-06025	BOLT, hexagon	2		
20	92901-06100	WASHER, spring	2		
21	97301-08016	BOLT, hexagon	1		
22	92901-08100	WASHER, spring	1		
23	92901-08600	WASHER, plate	1		
24	565-14747-00	DAMPER, muffler	1		
25	90387-08258	COLLAR (8.3-15-15)	1		
26	90201-08113	WASHER, plate (611-48556-30)	2		
27	92901-08100	WASHER, spring	2		
28	97301-08030	BOLT, hexagon	1		
29	1M1-14772-00	STAY, muffler 1-2	1		
30	97321-06016	BOLT, hexagon	2		
31	92901-06100	WASHER, spring	2		
32	92901-06600	WASHER, plate	2		

Fig. 11 EXHAUST



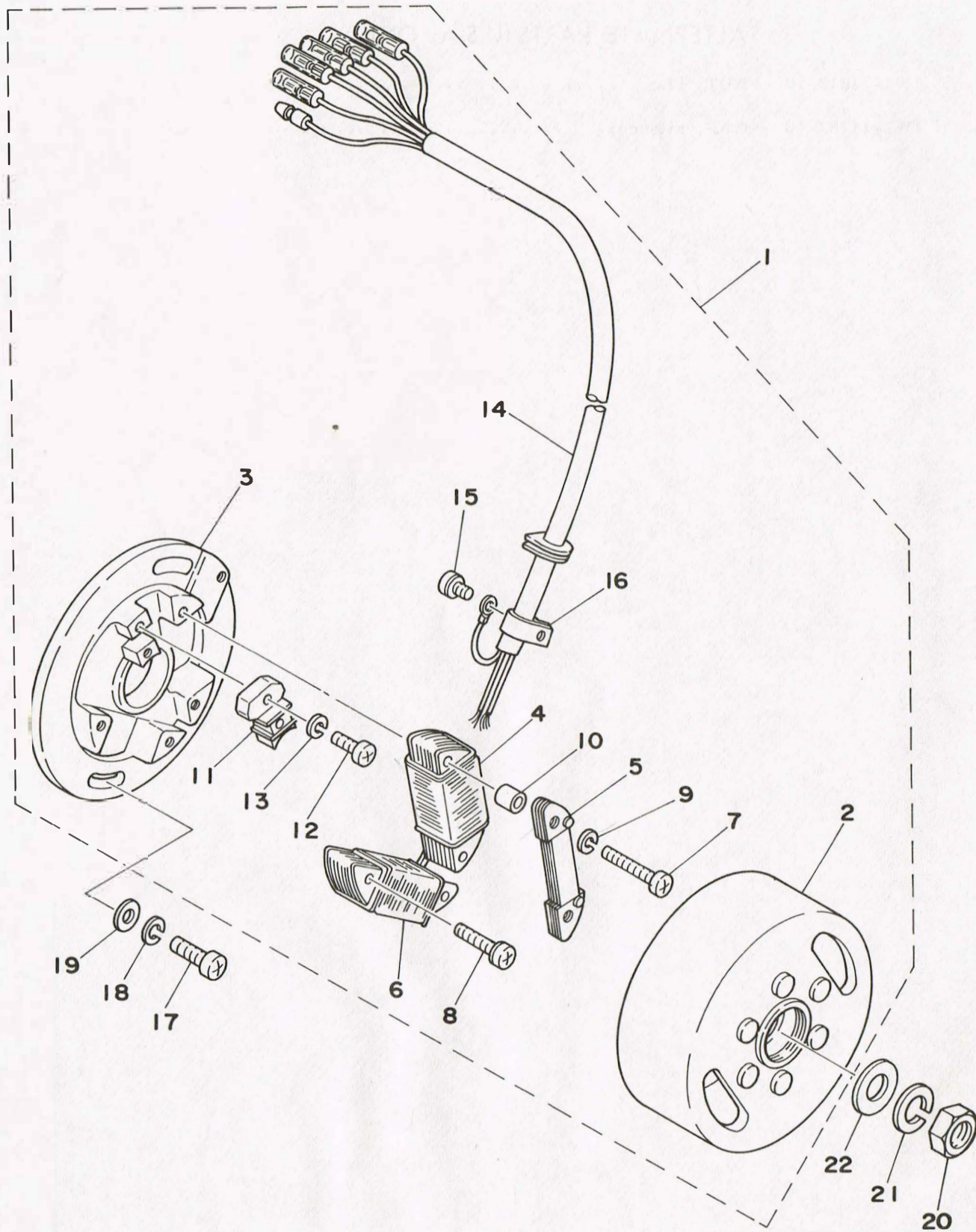
Ref. No.	Parts No.	Description	Q'ty	Applicable Machine No.	Remarks
----------	-----------	-------------	------	------------------------	---------

ALTERNATE PARTS (U.S.A. ONLY)

11-33	1W2-14612-10	NUT, ring	1		
34	1W2-14787-10	CAP, silencer	1		

www.legends-yamaha-enduros.com

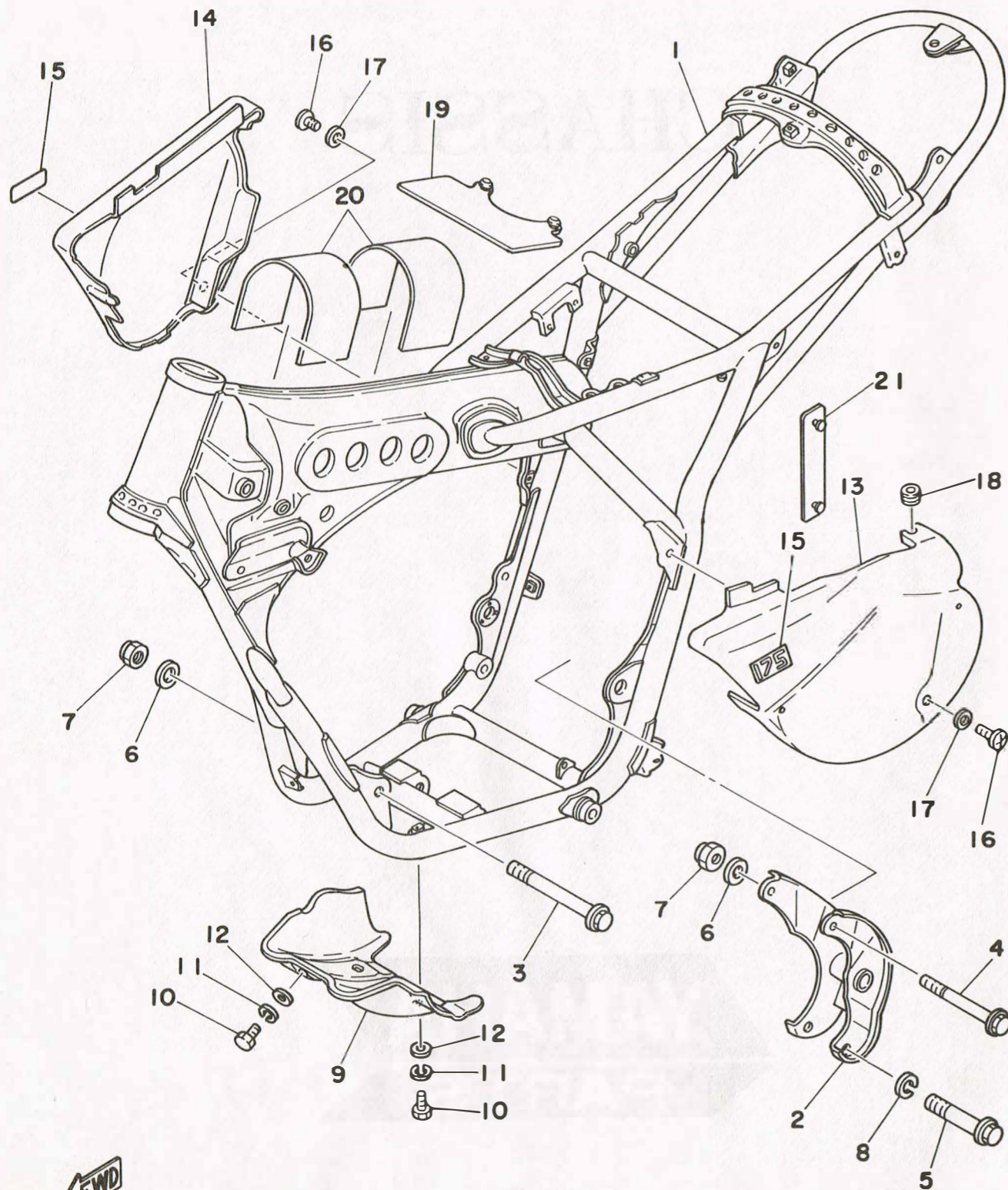
Fig. 12 C. D. I. MAGNETO



Ref. No.	Parts No.	Description	Q'ty	Applicable Machine No.	Remarks
12- 1	1W2-85500-20	C.D.I. MAGNETO ASS'Y	1		
2	1W2-85550-20	. ROTOR ASS'Y	1		
3	1W2-85509-20	. BASE, magneto	1		
4	1W2-85511-20	. COIL, source 1	1		
5	1W2-85512-20	. COIL, source 2	1		
6	1W2-85513-20	. COIL, lighting	1		
7	98501-04032	. SCREW, panhead	2		
8	110-81348-21	. SCREW, panhead (4-25)	2		
9	92901-04100	. WASHER, spring	2		
10	1W2-85519-20	. SPACER	2		
11	1W2-85580-20	. PULSER ASS'Y	1		
12	98501-04016	. SCREW, panhead	2		
13	92901-04100	. WASHER, spring	4		
14	1W2-85515-20	. LEAD WIRE ASS'Y	1		
15	110-81345-21	. SCREW, panhead (4-6)	1		
16	445-81328-20	. CLAMP, lead	1		
17	92501-06020	SCREW, panhead	3		
18	92901-06100	WASHER, spring	3		
19	90201-06045	WASHER, plain	3		
20	90170-12067	NUT (214-11555-01)	1		
21	92901-12100	WASHER, spring	1		
22	90201-12593	WASHER, plate	1		

www.legends-yamaha-enduros.com

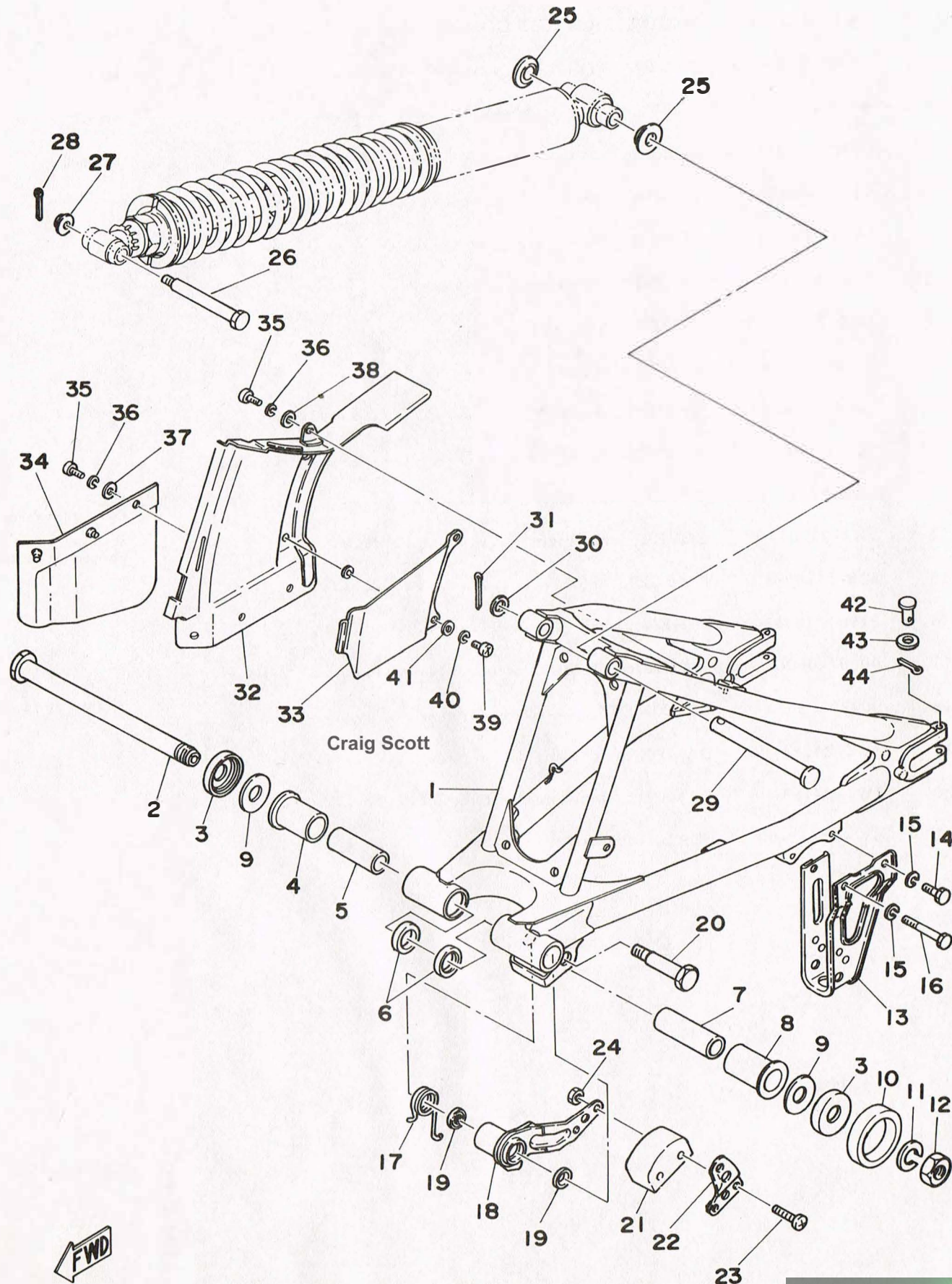
Fig. 13 FRAME · SIDE COVER



Ref. No.	Parts No.	Description	Q'ty	Applicable Machine No.	Remarks
13- 1	1W2-21110-01-33	FRAME COMP.	1		Yamaha Black
2	1W1-21410-00	ENGINE BRACKET COMP.	1		
3	90105-08099	BOLT	1		M8-115L
4	90105-08100	BOLT	1		M8-95L
5	90105-10037	BOLT	1		M10-80L
6	92901-08200	WASHER, plain	2		
7	90185-08054	NUT, U	2		
8	92901-10100	WASHER, spring	1		
9	1W2-21471-00	PROTECTOR, engine	1		
10	97301-08016	BOLT, hexagon	4		
11	92901-08100	WASHER, spring	4		
12	92901-08600	WASHER, plate	4		
13	1W2-21711-00	COVER, side left	1		Sky Blue/ Competition Yellow
14	1W2-21721-00	COVER, side right	1		Sky Blue/ Competition Yellow
15	525-14729-20	EMBLEM 175	2		
16	91903-06012	SCREW, bind	2		
17	90201-06067	WASHER, plate	2		
18	90480-12053	GROMMET	1		
19	1W1-24181-00	DAMPER, locating 1	1		
20	1W1-24183-00	DAMPER, locating 3	2		
21	537-21732-00	SEAL, side cover	2		

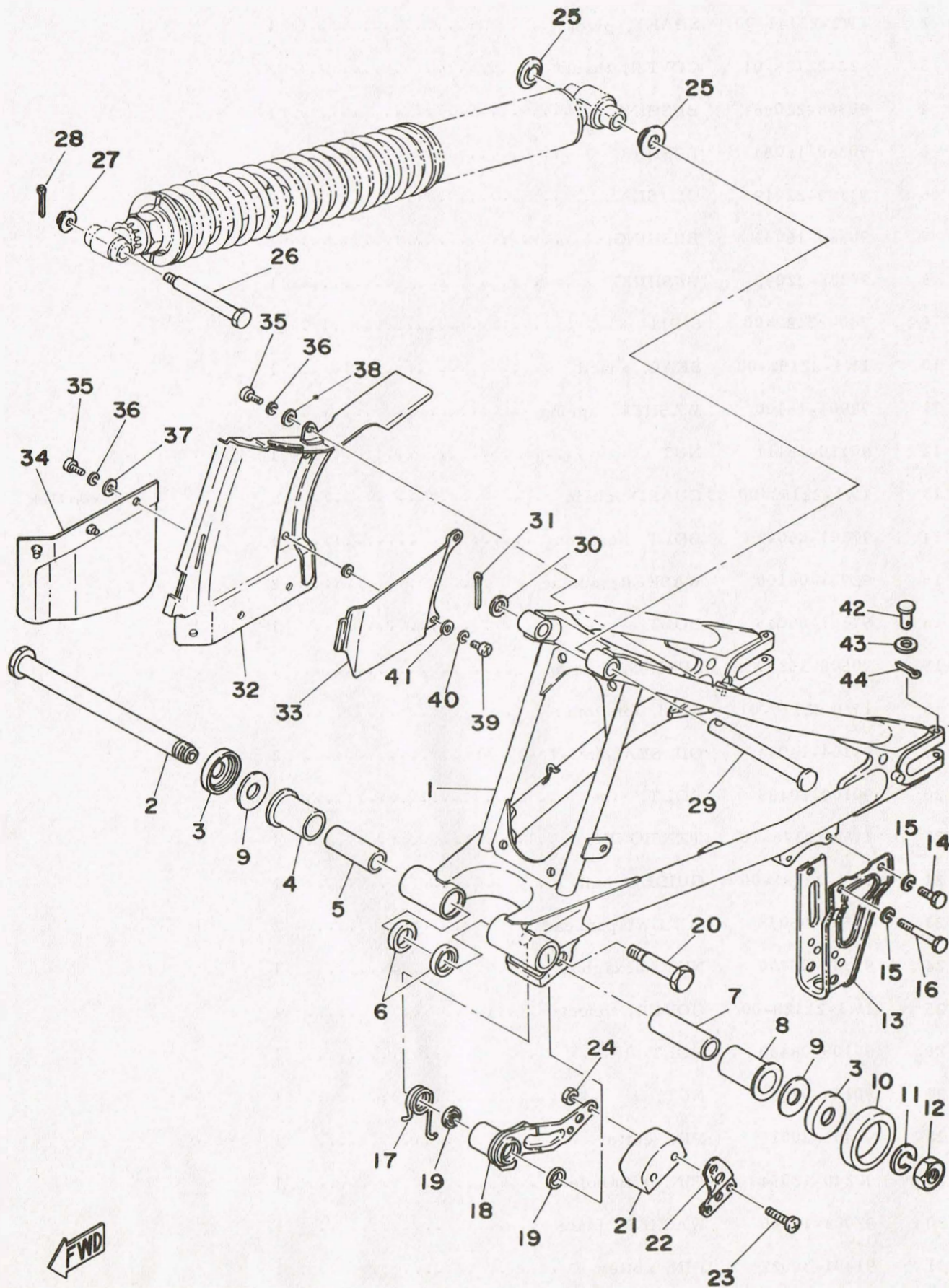
www.legends-yamaha-enduros.com

Fig. 14 REAR ARM · CHAIN CASE



Ref. No.	Parts No.	Description	Q'ty	Applicable Machine No.	Remarks
14- 1	1W2-22110-01-33	REAR ARM COMP.	1		Yamaha Black
2	1W1-22141-00	SHAFT, pivot	1		
3	322-22128-01	COVER, thrust	2		
4	90386-22096	BUSHING	1		
5	90380-16054	BUSHING	1		
6	93109-22019	OIL SEAL	2		
7	90380-16055	BUSHING	1		
8	90386-22095	BUSHING	1		
9	240-22127-00	SHIM	U.N		
10	1W1-22151-00	SEAL, guard	1		
11	92901-16100	WASHER, spring	1		
12	90170-16111	NUT	1		
13	1W1-22153-00-33	GUARD, chain	1		Yamaha Black
14	97301-06012	BOLT, hexagon	1		
15	92901-06100	WASHER, spring	2		
16	97301-06045	BOLT	1		
17	90508-35350	SPRING, torsion	1		
18	1W1-22179-01	ARM, tensioner	1		
19	93104-14044	OIL SEAL (SO-14-20-3)	2		
20	90109-10483	BOLT	1		
21	1W1-22178-10	TENSIONER	1		
22	1W1-22187-00	GUIDE, chain	1		
23	98501-05035	SCREW, panhead	2		
24	95301-05700	NUT, hexagon	1		
25	1W1-22128-00	COVER, thrust	2		
26	90109-08480	BOLT	1		
27	90179-08243	NUT, U	1		
28	91401-20015	PIN, cotter	1		
29	90240-12054	PIN, with hole	1		
30	92901-12600	WASHER, plate	1		
31	91401-30022	PIN, cotter	1		
32	1W2-22311-00-33	CASE, chain 1	1		Yamaha Black

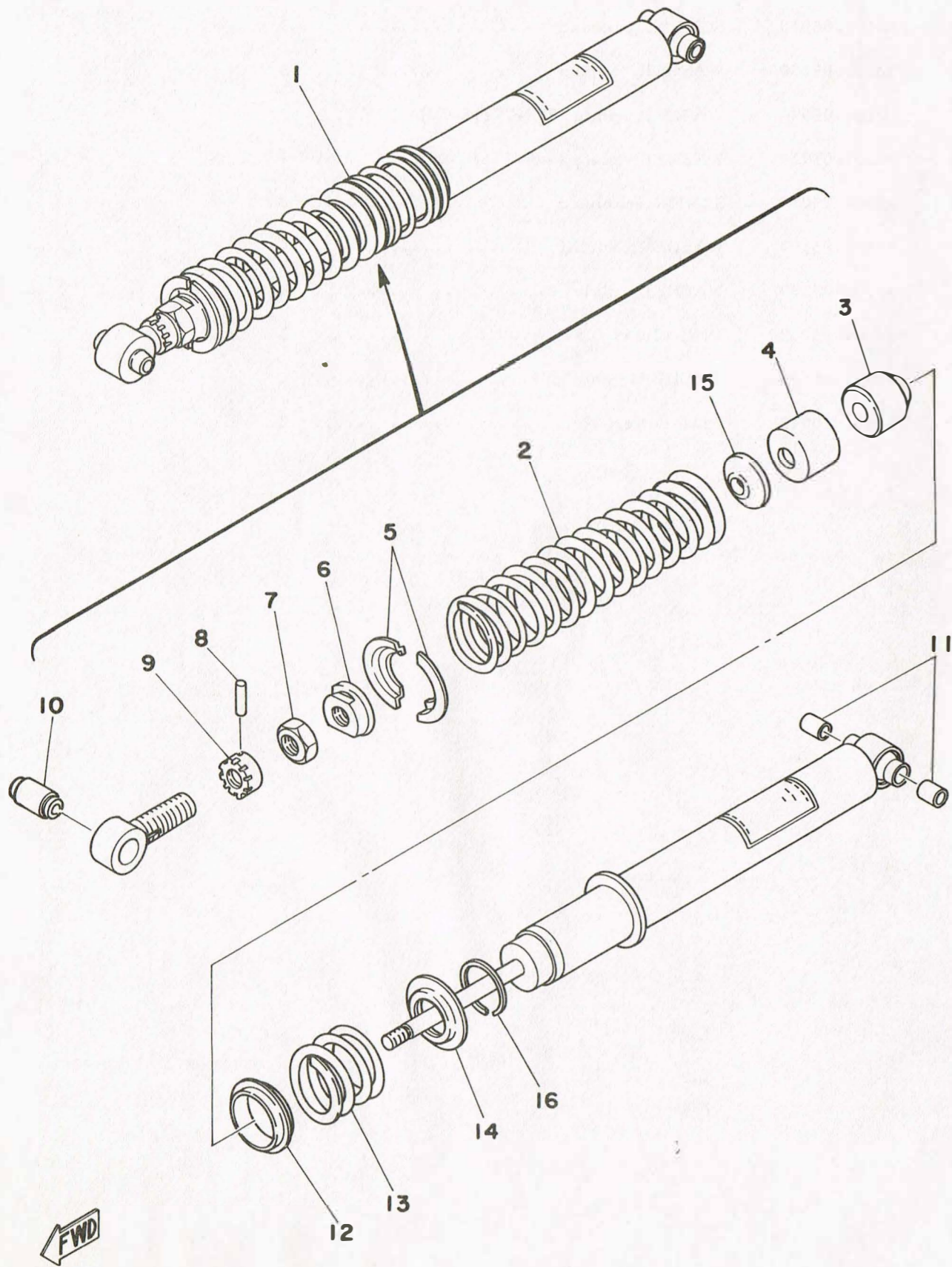
Fig. 14 REAR ARM · CHAIN CASE



Ref. No.	Parts No.	Description	Q'ty	Applicable Machine No.	Remarks
14-33	1W2-22313-00	RUBBER, chain case	1		
	34	1W2-22318-00 GUARD, chain	1		
	35	98501-05010 SCREW, panhead	3		
	36	92901-05100 WASHER, spring	3		
	37	90201-05036 WASHER, plate (838-77218-00)	2		
	38	90201-05029 WASHER, plate (806-77178-00)	1		
	39	98501-05010 SCREW, panhead	2		
	40	92901-05100 WASHER, spring	4		
	41	92901-05200 WASHER, plain	2		
	42	91701-06042 PIN, clevis	2		
	43	92901-06600 WASHER, plate	2		
	44	91401-20012 PIN, cotter	2		

www.legends-yamaha-enduros.com

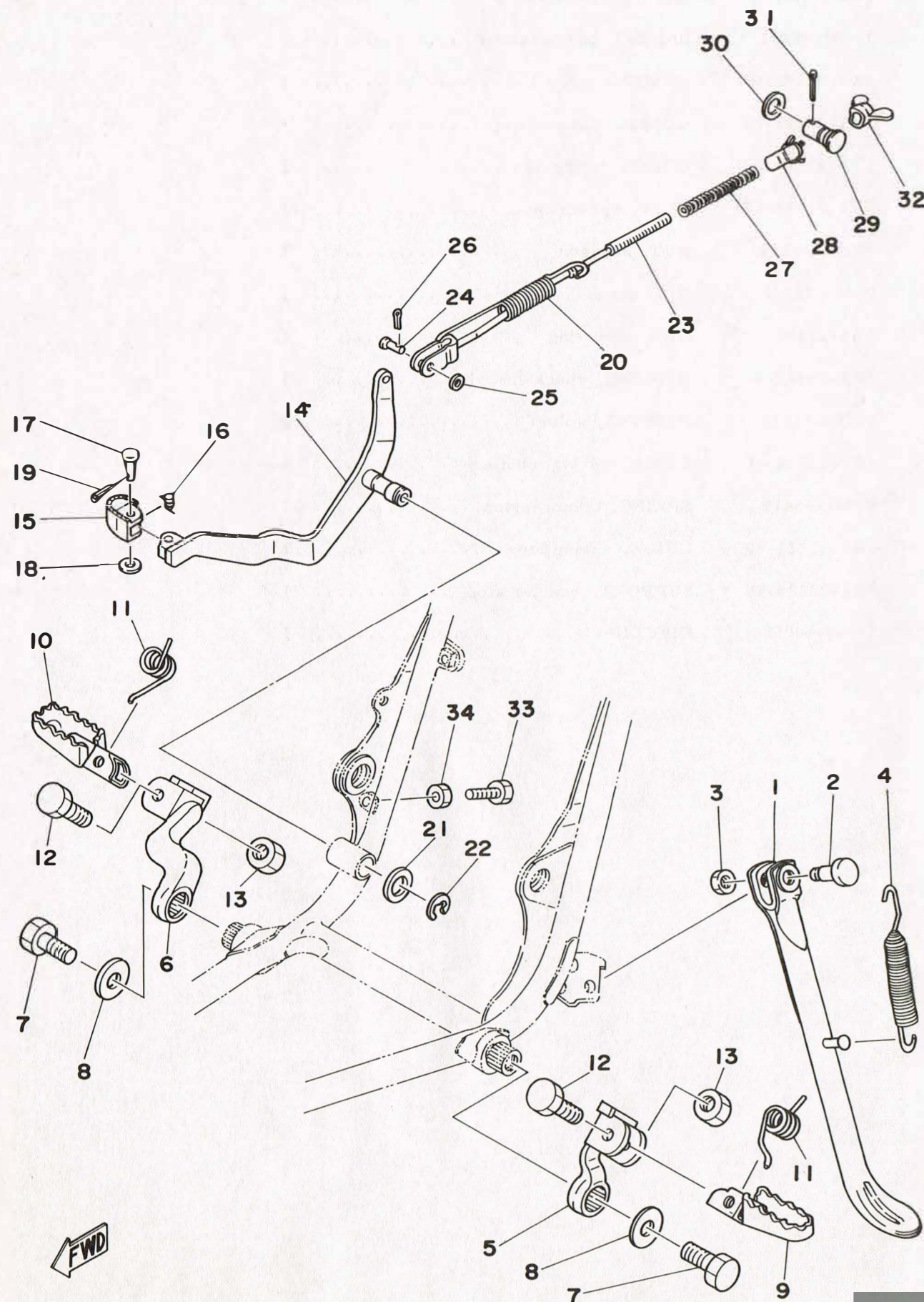
Fig. 15 REAR CUSHION



Ref. No.	Parts No.	Description	Q'ty	Applicable Machine No.	Remarks
15- 1	1W2-22210-00	REAR CUSHION ASS'Y	1		
2	90501-99471	. SPRING, compression	1		
3	1W1-22493-00	. BUMPER, stop	1		
4	1W1-22221-00	. COVER, bumper stop	1		
5	1W1-22214-00	. GUIDE, spring upper	2		
6	1W1-22213-00	. SEAT, spring upper	1		
7	90170-20213	. NUT, hexagon	1		
8	93604-26132	. PIN, dowel	1		
9	1W1-22497-00	. NUT, adjusting	1		
10	1W1-22216-00	. BUSHING, shock absorber	1		
11	90380-12051	. BUSHING, solid	2		
12	1W2-22234-00	. GUIDE, spring middle	1		
13	90501-85470	. SPRING, compression	1		
14	1W2-22224-00	. GUIDE, spring lower	1		
15	1W1-22228-00	. SUPPORT, bumper stop	1		
16	93440-50058	. CIRCLIP	1		

www.legends-yamaha-enduros.com

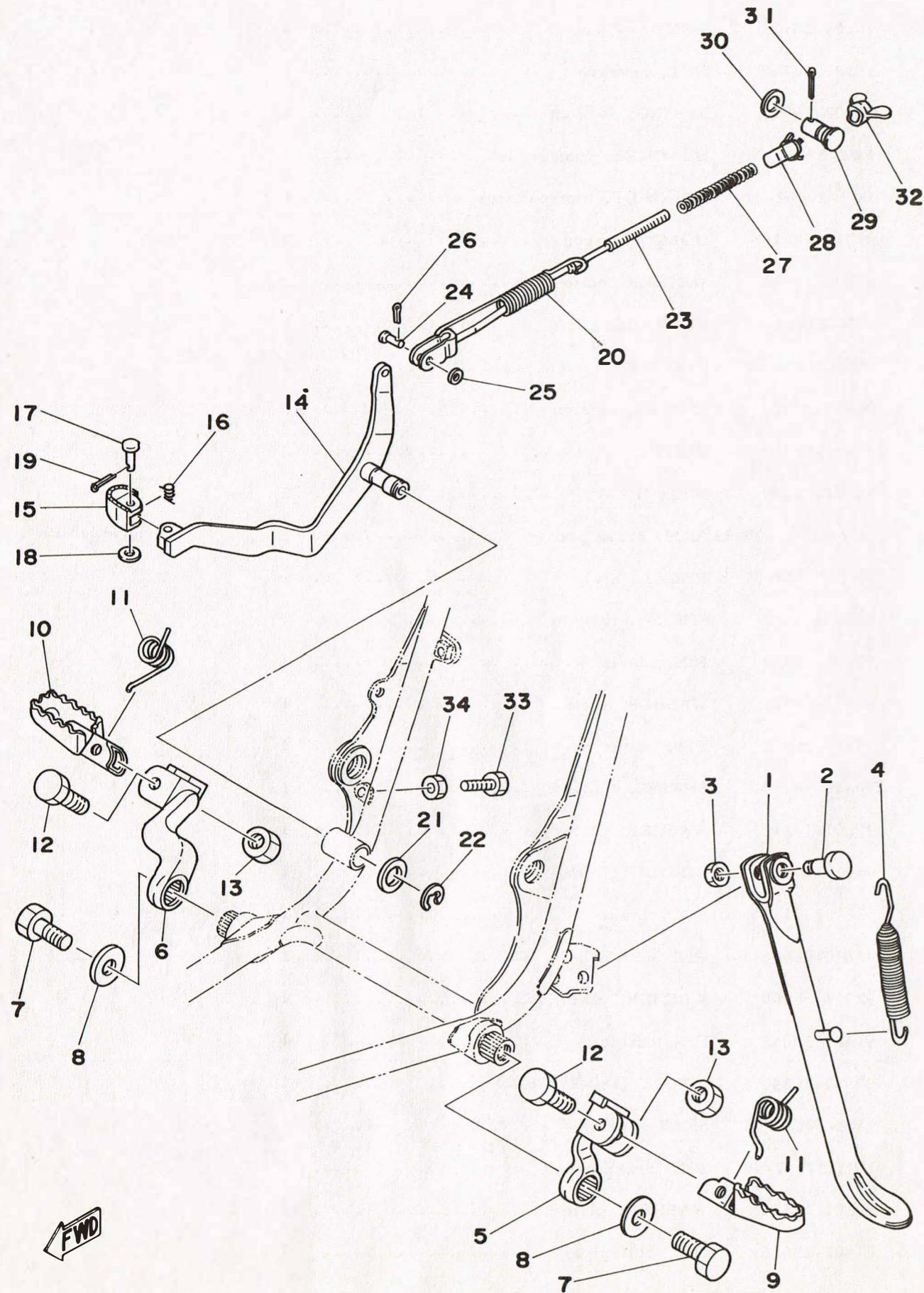
Fig. 16 STAND · FOOTREST · BRAKE PEDAL



Ref. No.	Parts No.	Description	Q'ty	Applicable Machine No.	Remarks
16- 1	1W2-27311-01	STAND, side	1		
2	90109-10473	BOLT	1		
3	95301-10700	NUT, hexagon	1		
4	90507-29008	SPRING, torsion	1		
5	1W1-27412-01	BRACKET, footrest left	1		
6	1W1-27422-01	BRACKET, footrest right	1		
7	97311-10016	BOLT, hexagon	2		
8	90201-10639	WASHER, plate	2		
9	1W4-27411-00	FOOTREST, left	1		
10	1W4-27421-00	FOOTREST, right	1		
11	90508-20023	SPRING, torsion	2		
12	90101-08371	BOLT	2		
13	95601-08100	NUT, U	2		
14	1W2-27211-00-33	ARM, brake pedal	1		
15	1W2-27242-00	PEDAL, brake	1		
16	90508-14352	SPRING, torsion	1		
17	91701-06022	PIN, clevis	1		
18	92901-06600	WASHER, plate	1		
19	91401-20012	PIN, cotter	1		
20	90506-18154	SPRING, tension	1		
21	90201-14212	WASHER, plate	1		
22	93430-10015	CIRCLIP (E-10)	1		
23	322-27231-00	ROD, brake	1		
24	90240-06040	PIN, with hole	1		
25	92901-06200	WASHER, plain	1		
26	91401-20012	PIN, cotter	1		
27	90501-10245	SPRING (180-27236-00)	1		
28	1W2-27239-00	SEAT, spring	1		
29	1W2-27237-00	PIN, brake pedal	1		
30	90201-12631	WASHER, plate	1		
31	91401-25025	PIN, cotter	1		

Yamaha Black
Craig Scott

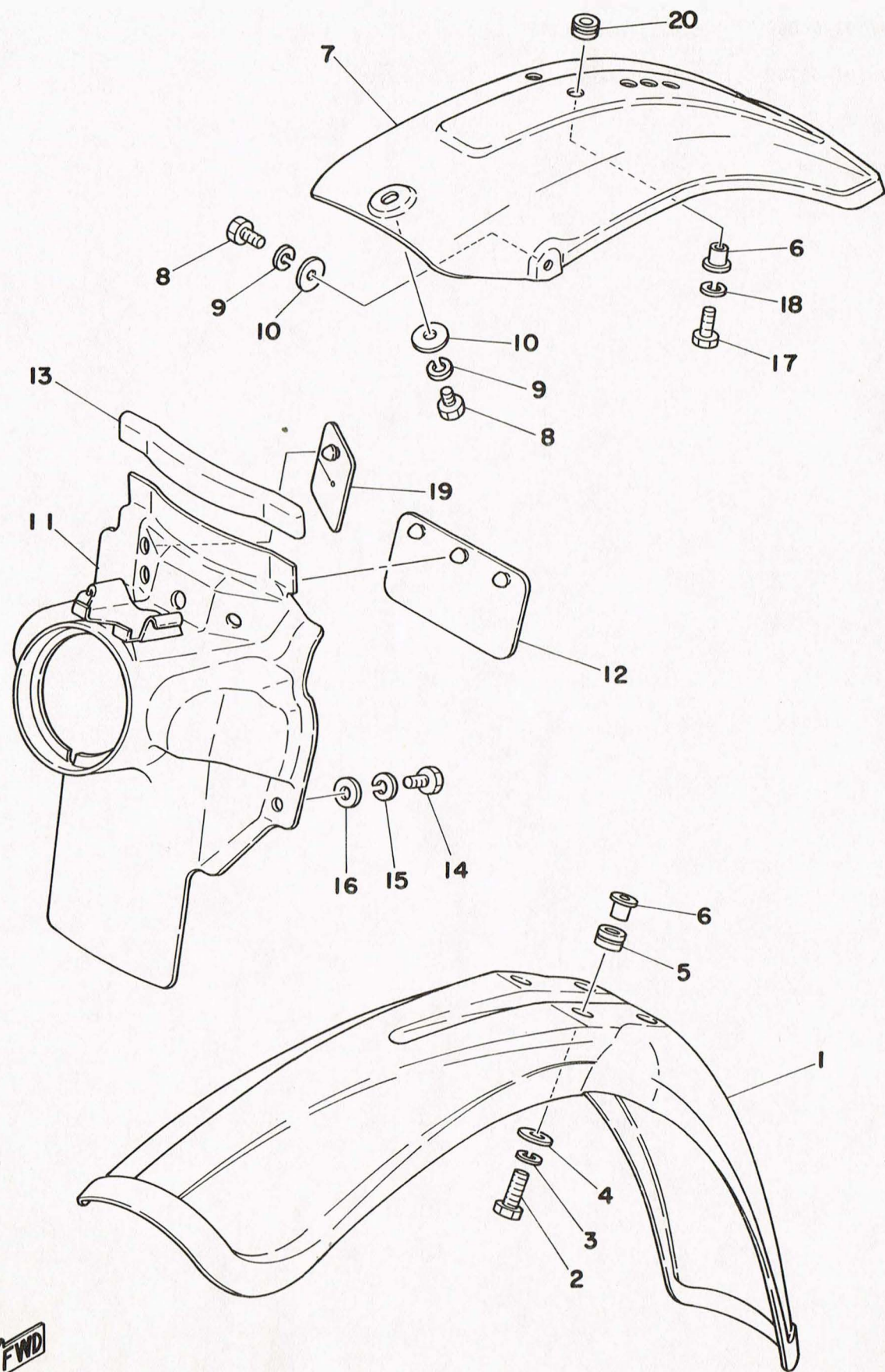
Fig. 16 STAND · FOOTREST · BRAKE PEDAL



Ref. No.	Parts No.	Description	Q'ty	Applicable Machine No.	Remarks
16-32	90175-06013	NUT, wing	1		
33	97301-06020	BOLT, hexagon	1		
34	95301-06700	NUT, hexagon	1		

www.legends-yamaha-enduros.com

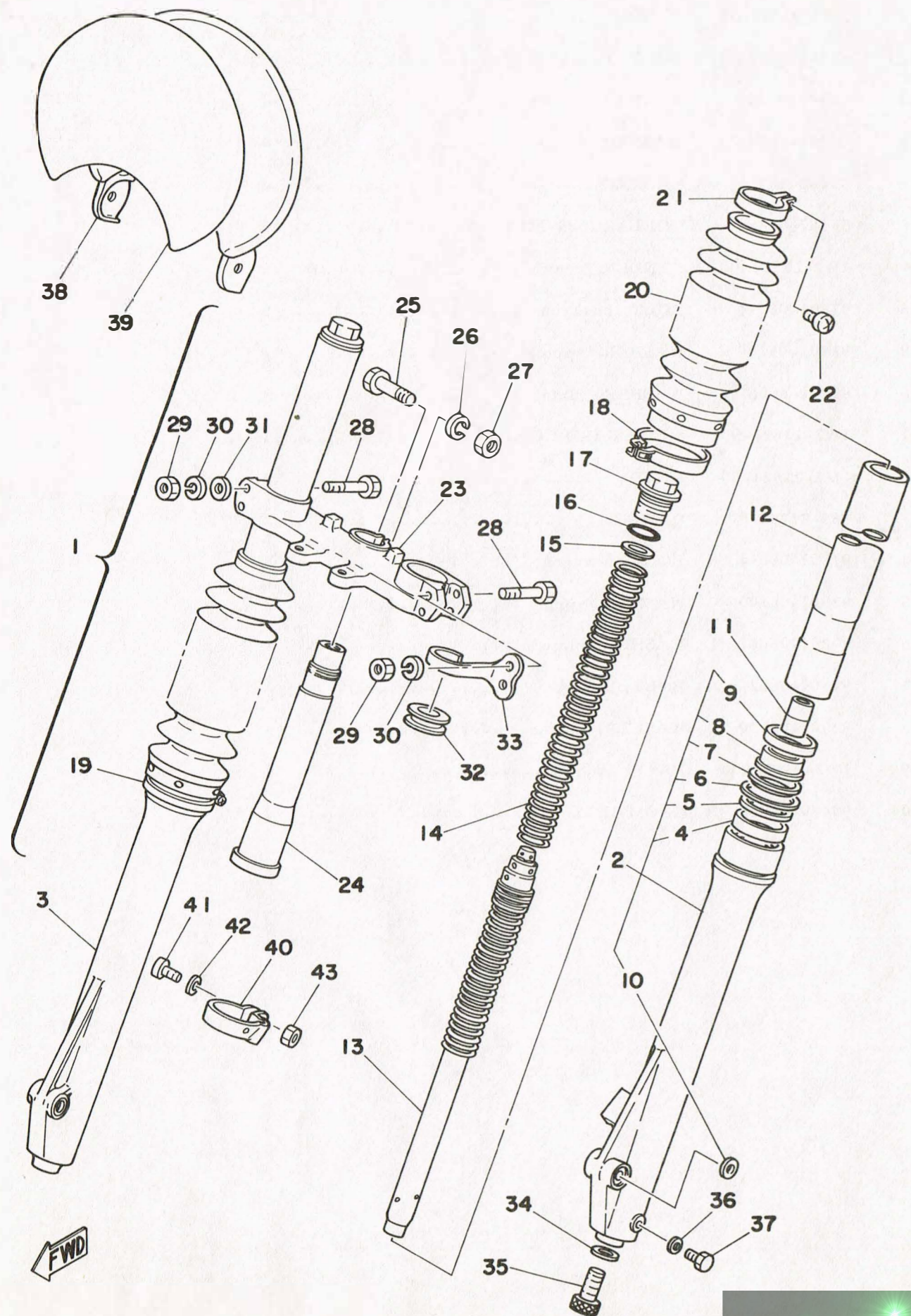
Fig. 17 FRONT FENDER · REAR FENDER



Ref. No.	Parts No.	Description	Q'ty	Applicable Machine No.	Remarks
17- 1	1W2-21511-00	FENDER, front	1		Sky Blue
2	97301-06025	BOLT, hexagon	4		
3	92901-06100	WASHER, spring	4		
4	90201-06067	WASHER, plate	4		
5	90480-14198	GROMMET	4		
6	90387-06388	COLLAR (322-21544-00)	5		
7	1W2-21611-00	FENDER, rear	1		Sky Blue
8	97301-06014	BOLT, hexagon	3		
9	92901-06100	WASHER, spring	3		
10	90201-06067	WASHER, plate	3		
11	1W2-21620-90	MUD GUARD COMP.	1		
12	1M1-21621-00	FLAP	1		
13	565-21746-00	DAMPER	1		
14	97301-06014	BOLT, hexagon	2		
15	92901-06100	WASHER, spring	2		
16	90201-06067	WASHER, plate	2		
17	97301-06025	BOLT, hexagon	1		
18	92901-06100	WASHER, spring	1		
19	1W2-21621-00	FLAP	1		
20	90480-15058	GROMMET	1		

www.legends-yamaha-enduro.com

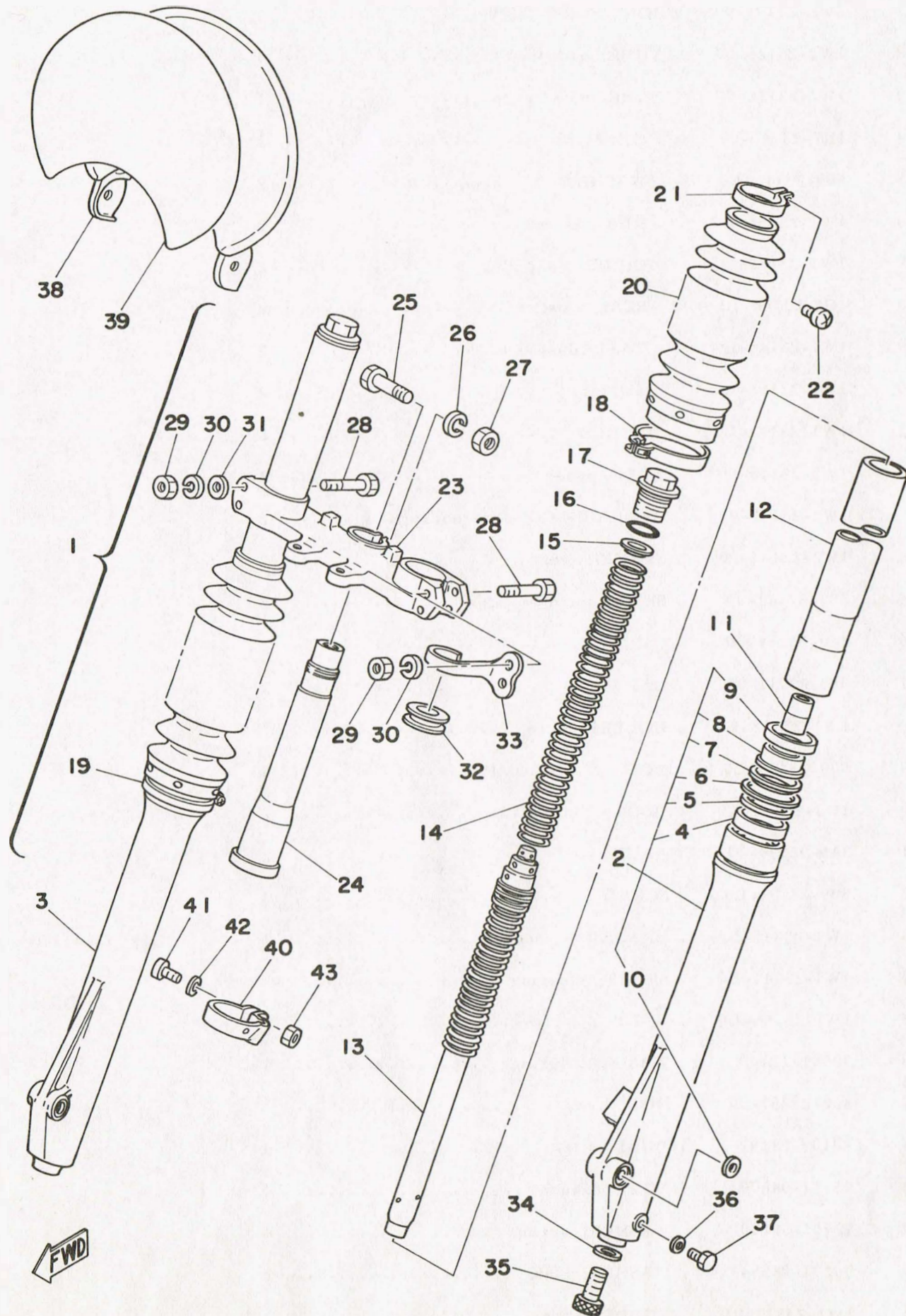
Fig. 18 FRONT FORK



Ref. No.	Parts No.	Description	Q'ty	Applicable Machine No.	Remarks
18- 1	1W2-23101-00	FRONT FORK ASS'Y	1		
2	1W2-23126-00	. TUBE, outer left	1		
3	1W2-23136-00	. TUBE, outer right	1		
4	1K7-23145-00	. . OIL SEAL	2		
5	509-23146-L0	. . WASHER	2		
6	1W1-23156-L0	. . RING, snap	2		
7	1W1-23153-L0	. . GUIDE, snap ring	2		
8	1G8-23144-L1	. . SEAL, dust	2		
9	1W1-23148-L0	. . CASE, dust seal	2		
10	1W1-23168-L0	. . WASHER	2		
11	1W1-23173-L0	. SPINDLE	2		
12	1W2-23110-00	. TUBE, inner	2		
13	1W2-23170-00	. CYLINDER COMP. front fork	2		
14	1W2-23141-00	. SPRING, front fork	2		
15	583-23142-00	. SEAT, spring upper	2		
16	240-23114-00	. O-RING	2		
17	583-23111-00	. CAP	2		
18	1W1-23318-L0	. HOLDER, wire	1		
19	509-23489-L0	. BOOT BAND COMP.	1		
20	1W1-23191-L0	. BOOT	2		
21	341-92090-60	. BAND, boot	2		
22	509-23194-L0	. SCREW	2		
23	1W1-23345-L0-33	. BRACKET, under	1		
24	1W1-23341-L0	. SHAFT, steering	1		
25	1W1-23356-L0	. BOLT	1		
26	92901-10100	. WASHER, spring	1		
27	322-23357-00	. NUT	1		
28	90109-08397	. BOLT	4		
29	95311-08600	. NUT, hexagon	4		
30	92901-08100	. WASHER, spring	4		
31	90201-08554	. WASHER, plate	2		
32	1W1-23317-01	. HOLDER, wire	1		

Yamaha Black

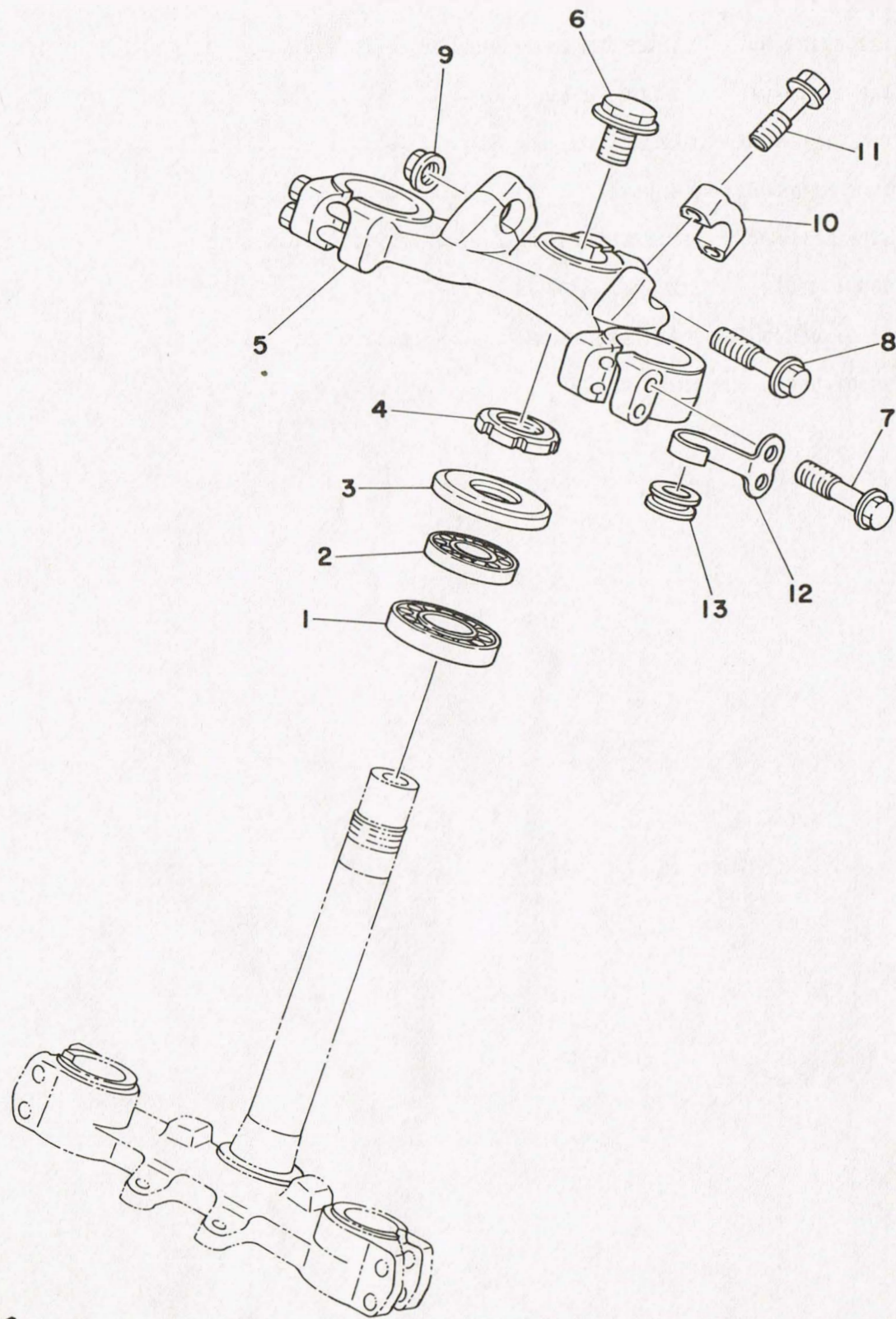
Fig. 18 FRONT FORK



Ref. No.	Parts No.	Description	Q'ty	Applicable Machine No.	Remarks
18-33	1W1-23389-00	. GUIDE, wire	1		
34	509-23158-L0	. PACKING	2		
35	1T3-23181-50	. BOLT	2		
36	122-23129-00	. GASKET, drain plug	2		
37	122-23119-01	. PLUG, drain	2		Craig Scott
38	1W2-23485-00	PLATE, number	1		
39	1W2-23395-00	EMBLEM	1		
40	1W2-23318-00	HOLDER, wire	1		
41	98501-05018	SCREW, panhead	1		
42	92901-05600	WASHER, plate	1		
43	95301-05600	NUT, hexagon	1		

www.legends-yamaha-enduros.com

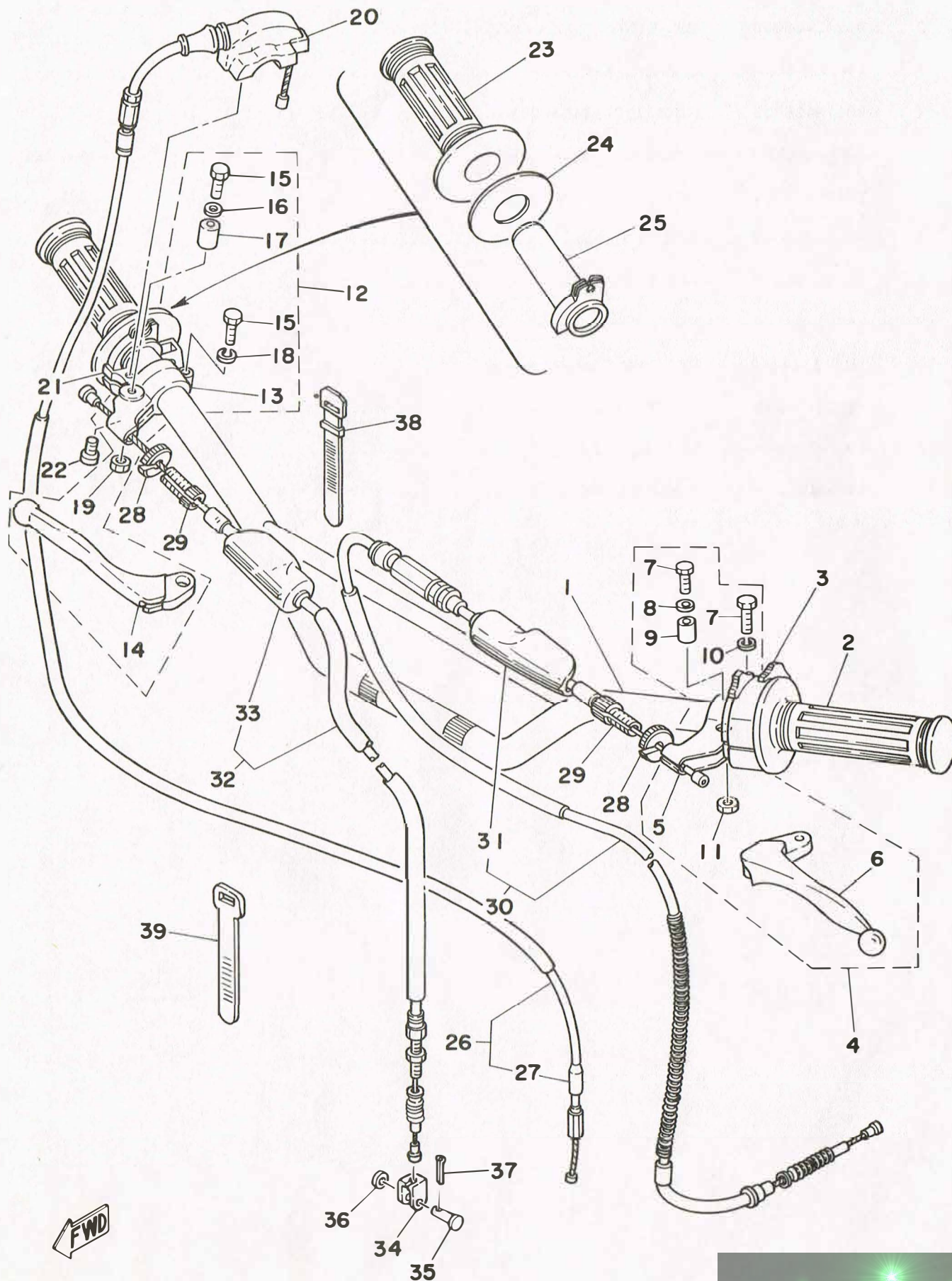
Fig. 19 STEERING



Ref. No.	Parts No.	Description	Q'ty	Applicable Machine No.	Remarks
19- 1	93332-00001	BEARING	1		
2	93332-00008	BEARING	1		
3	1W1-23416-00	COVER, ball race	1		
4	90179-25033	NUT (137-23454-00)	1		
5	1W1-23435-01-98	CROWN, handle	1		Low Gloss Black
6	90105-14060	BOLT	1		
7	95821-08040	BOLT, flange	4		
8	95821-08055	BOLT, flange	1		
9	95701-08100	NUT, flange	1		
10	1E6-23441-00	HOLDER, handle upper	2		
11	95821-08035	BOLT, flange	4		
12	1W1-23389-00	GUIDE, wire	1		
13	1W1-23317-01	HOLDER, wire	1		

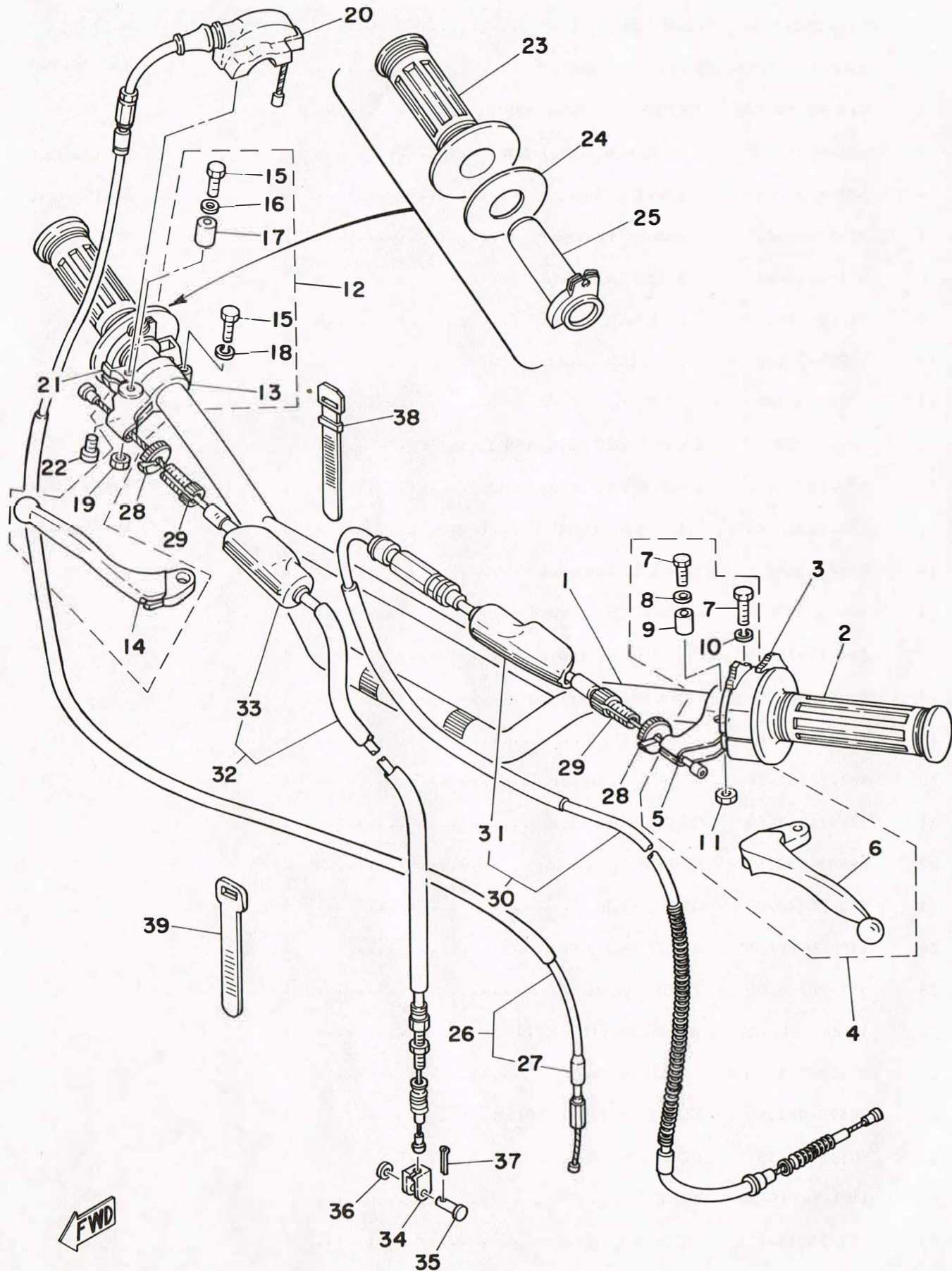
www.legends-yamaha-enduros.com

Fig. 20 HANDLE · WIRE



Ref. No.	Parts No.	Description	Q'ty	Applicable Machine No.	Remarks
20-	1	1W1-26111-01 HANDLE	1		
	2	1E6-26241-00 GRIP, left	1		
	3	1W2-83973-00-98 SWITCH, handle 3	1		Low Gloss Black
	4	583-82910-10 LEVER HOLDER ASS'Y, left	1		
	5	461-82911-00 . HOLDER, lever left	1		Low Gloss Black
	6	583-83912-00 . LEVER, left	1		Low Gloss Black
	7	97301-06022 . BOLT, hexagon	2		
	8	90201-08083 . WASHER, plate	1		
	9	214-83913-00 . COLLAR, lever	1		
	10	92901-06100 . WASHER, spring	1		
	11	95601-06100 . NUT, U	1		
	12	583-82920-10 LEVER HOLDER ASS'Y, right	1		
	13	516-82921-30 . HOLDER, lever right	1		Low Gloss Black
	14	583-83922-00 . LEVER, right	1		Low Gloss Black
	15	97301-06022 . BOLT, hexagon	2		
	16	90201-08083 . WASHER, plate	1		
	17	214-83913-00 . COLLAR, lever	1		
	18	92901-06100 . WASHER, spring	1		
	19	95601-06100 . NUT, U	1		
	20	322-26281-00 CAP, grip upper	1		
	21	322-26282-00 CAP, grip under	1		
	22	98503-05015 SCREW, panhead	2		
	23	583-26242-00 GRIP, right	1		
	24	1W1-26249-00 RING, leaf	1		
	25	322-26243-00 TUBE, guide	1		
	26	1W2-26311-01 WIRE, throttle 1 (1170 mm)	1		
	27	304-26329-00 . CAP, rubber	1		
	28	90179-08148 NUT (168-26344-00)	2		
	29	90123-08013 BOLT, wire adjusting	2		
	30	1W1-26335-00 WIRE, clutch	1		
	31	382-26372-01 . COVER, lever	1		

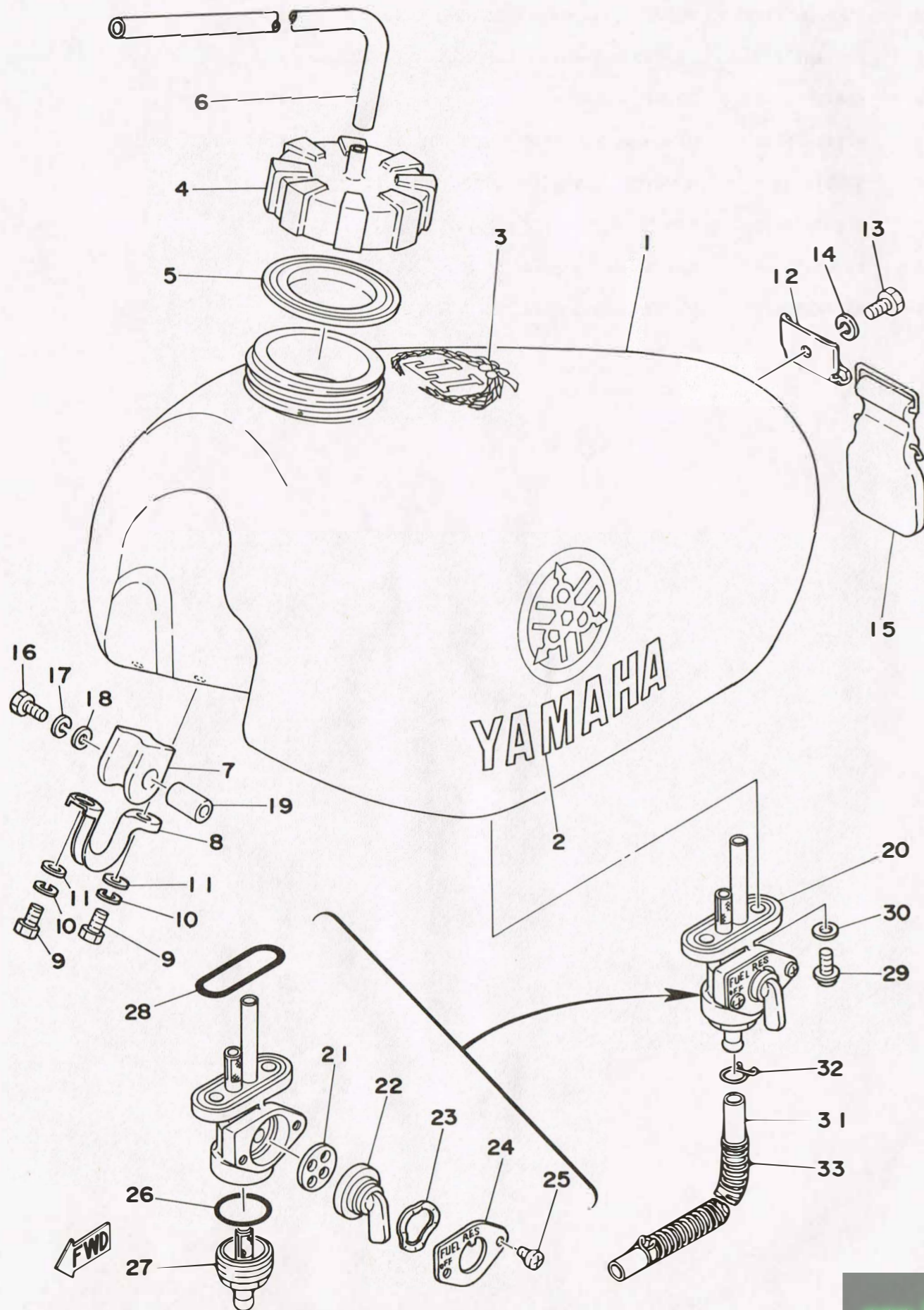
Fig. 20 HANDLE · WIRE



Ref. No.	Parts No.	Description	Q'ty	Applicable Machine No.	Remarks
20-32	1W2-26341-00	WIRE, brake front (795 mm)	1		
33	382-26372-01	. COVER, lever	1		
34	156-26347-00	JOINT, wire	1		
35	90240-08012	PIN, with hole (156-27229-00)	1		
36	90201-08083	WASHER, plate (156-27226-00)	1	Craig Scott	
37	91401-20012	PIN, cotter	1		
38	437-83936-10	BAND, switch cord	1		
39	437-83936-00	BAND, switch cord	6		

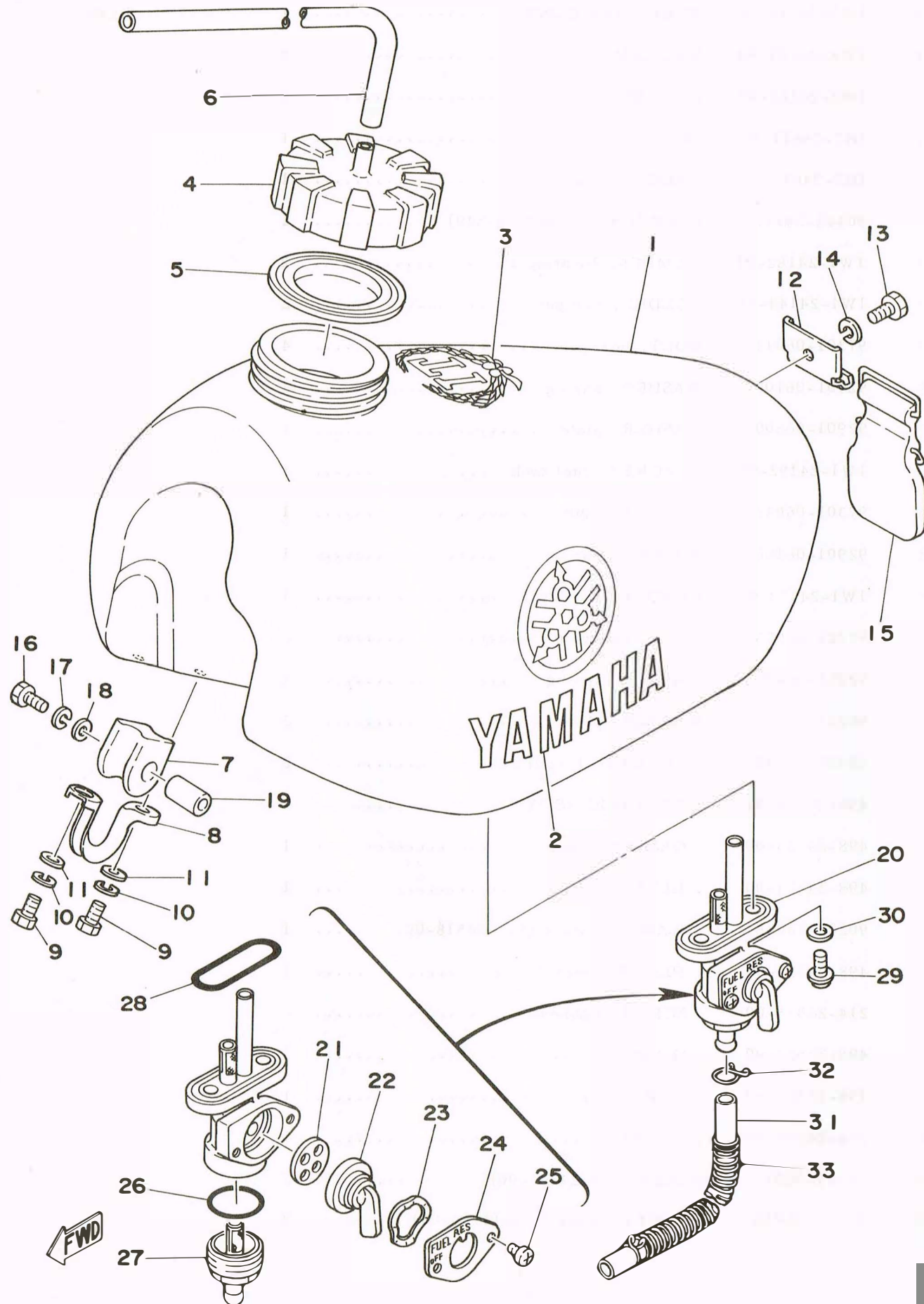
www.legends-yamaha-enduros.com

Fig. 21 FUEL TANK



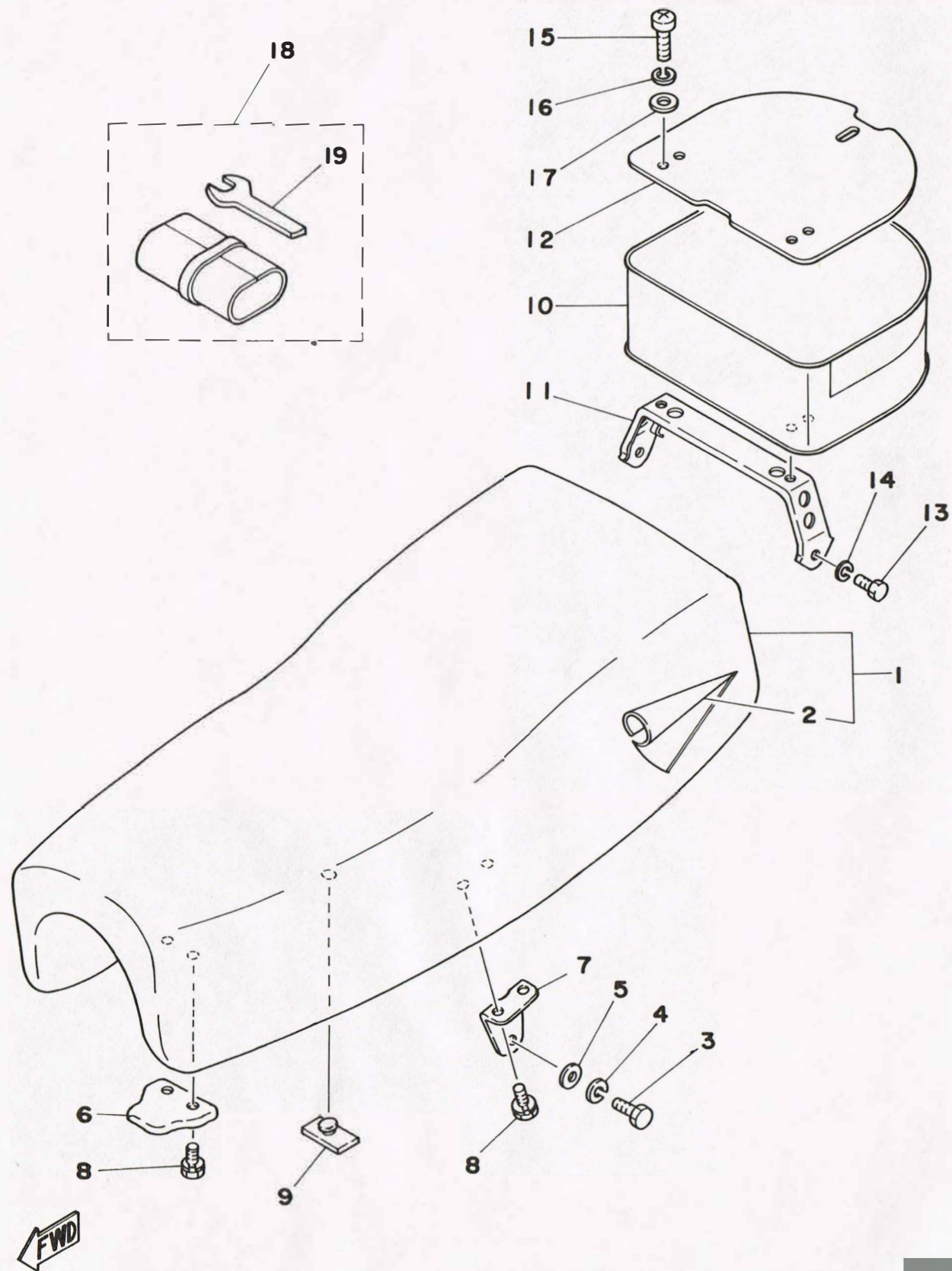
Ref. No.	Parts No.	Description	Q'ty	Applicable Machine No.	Remarks
21-	1	1W2-24110-00 FUEL TANK COMP.	1		Sky Blue
	2	1W2-24161-00 EMBLEM, 1	2		
	3	1W2-24162-00 EMBLEM, 2	1		
	4	1K7-24611-00 BODY, cap	1		
	5	1K7-24612-01 PACKING, cap	1		
	6	90445-09117 HOSE (170-21766-00 5-540)	1		
	7	1W1-24182-01 DAMPER, locating 2	2		
	8	1W1-24144-01 HOLDER, damper	2		
	9	97301-06012 BOLT, hexagon	4		
	10	92901-06100 WASHER, spring	4		
	11	92901-06600 WASHER, plate	4		
	12	1W1-24192-00 BRACKET, fuel tank	1		
	13	97301-06012 BOLT, hexagon	1		
	14	92901-06100 WASHER, spring	1		
	15	1W1-24173-00 BAND, tankfitting 1	1		
	16	97321-06035 BOLT, hexagon	2		
	17	92901-06100 WASHER, spring	2		
	18	90201-06407 WASHER, plate	2		
	19	90387-07393 COLLAR (7-10-20)	2		
	20	498-24500-01 FUEL COCK ASS'Y	1		
	21	498-24523-00 GASKET, cock	1		
	22	498-24524-00 LEVER, cock	1		
	23	90206-18025 WASHER, wave (137-24518-00)	1		
	24	498-24525-00 PLATE, lever fitting	1		
	25	214-24535-00 SCREW, panhead	2		
	26	498-24522-00 O-RING	1		
	27	498-24521-00 CUP, filter	1		
	28	214-24512-00 O-RING	1		
	29	90149-06011 SCREW (256-24143-00)	2		
	30	90202-06010 WASHER, plate (178-14766-00)	2		

Fig. 21 FUEL TANK



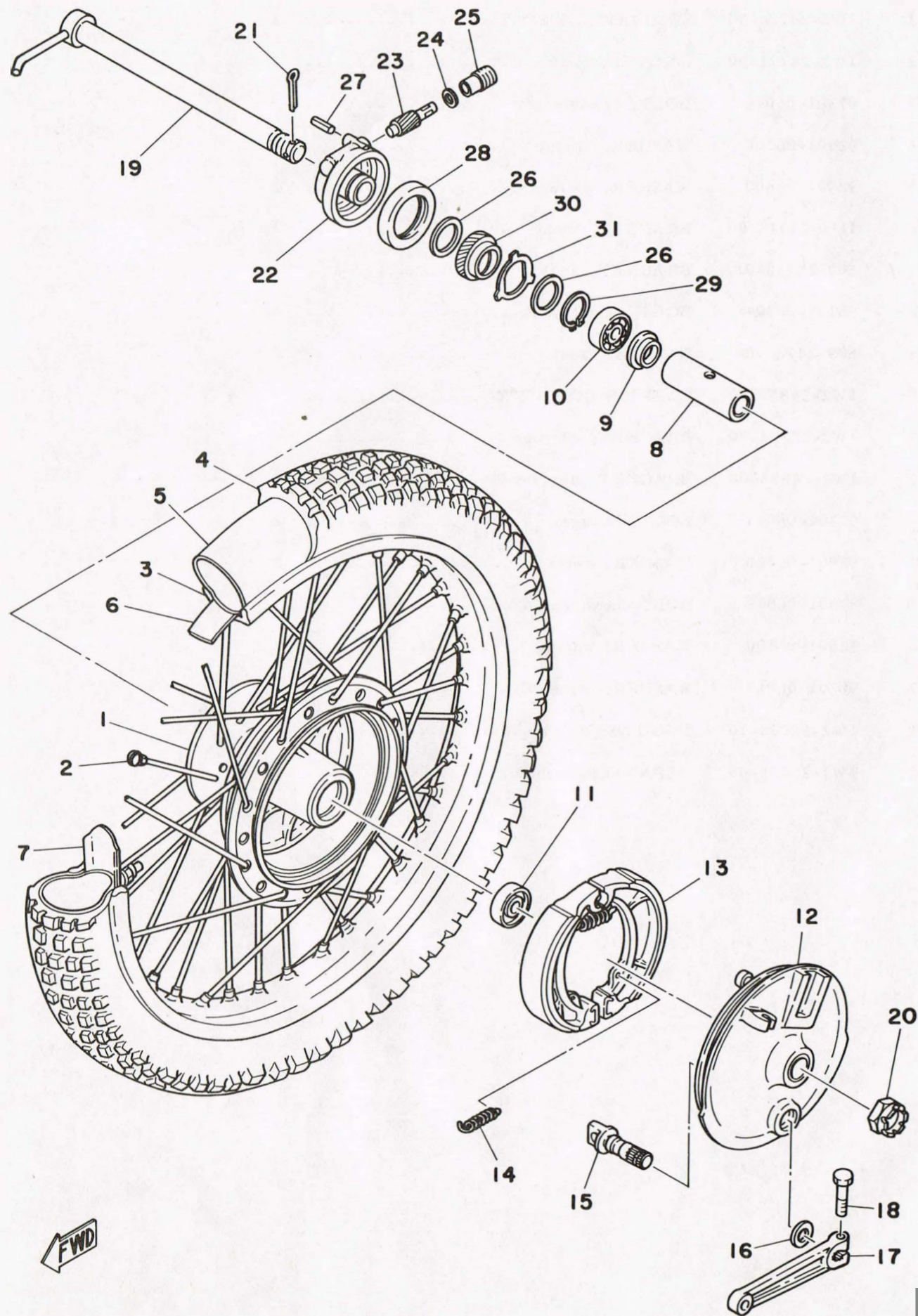
Ref. No.	Parts No.	Description	Q'ty	Applicable Machine No.	Remarks
21-31	90445-11356	HOSE (7-235)	1		
32	90467-10008	CLIP (143-24356-00)	2		
33	90501-08486	SPRING, compression	1		

Fig. 22 SEAT



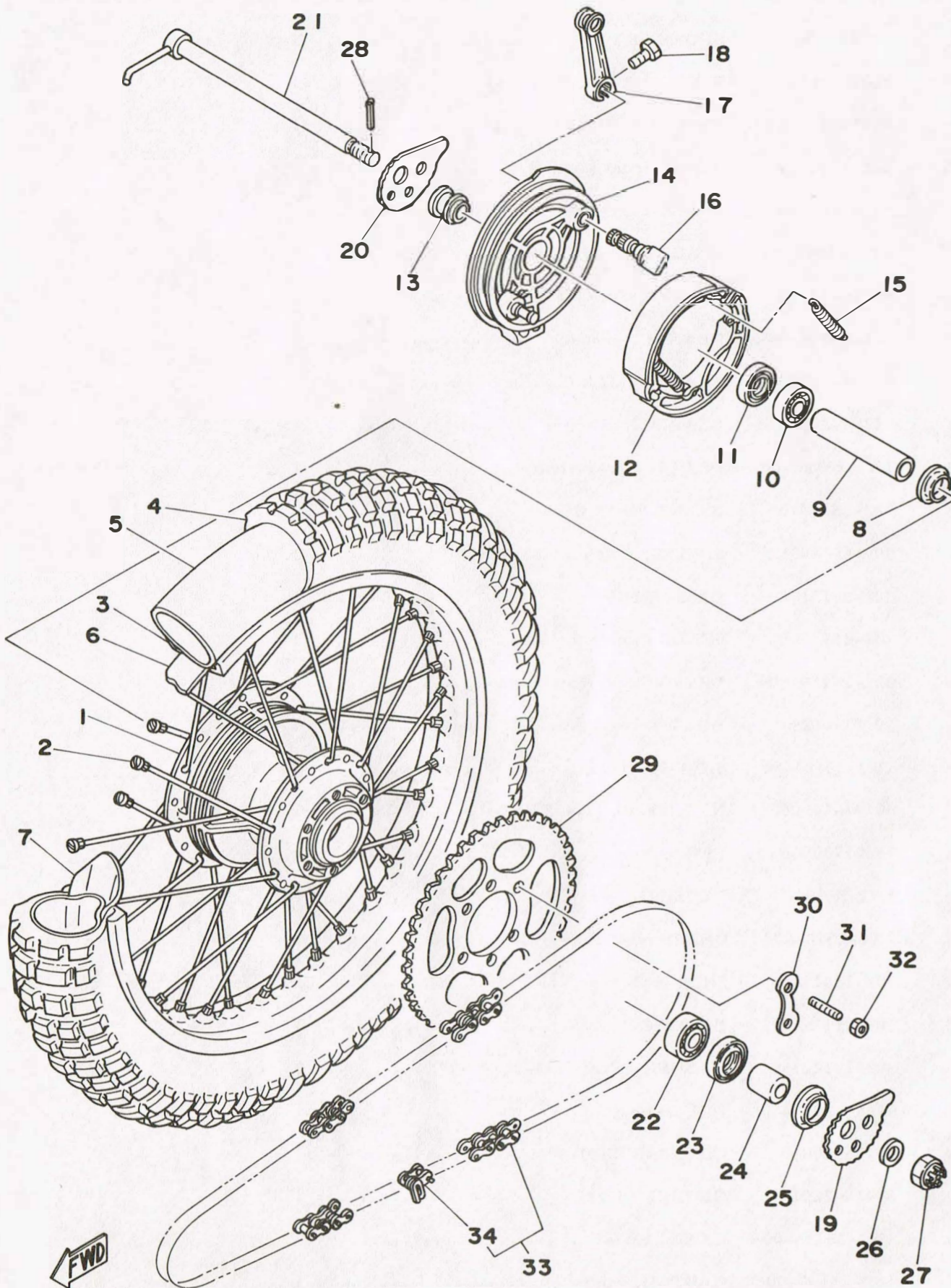
Ref. No.	Parts No.	Description	Q'ty	Applicable Machine No.	Remarks
22- 1	1W2-24770-90	SEMI DOUBLE SEAT ASS'Y	1		
2	1W2-24771-00	, COVER, seat	1		
3	97301-06014	BOLT, hexagon	2		
4	92901-06100	WASHER, spring	2		
5	92901-06600	WASHER, plate	2		
6	1M1-24748-00	BRACKET, front	1		
7	509-24738-01	BRACKET, seat rear	2	Craig Scott	
8	90101-06304	BOLT	6		
9	509-24724-00	DAMPER, seat	6		
10	1W2-24850-00	CARRIER BOX ASS'Y	1		
11	1W2-24832-00	BRACKET, carrier 1	1		
12	1W2-24833-00	BRACKET, carrier 2	1		
13	97301-06014	BOLT, hexagon	2		
14	92901-06100	WASHER, spring	2		
15	97301-06018	BOLT, hexagon	3		
16	92901-06100	WASHER, spring	3		
17	90201-06067	WASHER, plate	3		
18	1W2-28100-10	TOOL ASS'Y	1		
19	1W1-28135-00	, SPANNER, special	1		

Fig. 23 FRONT WHEEL



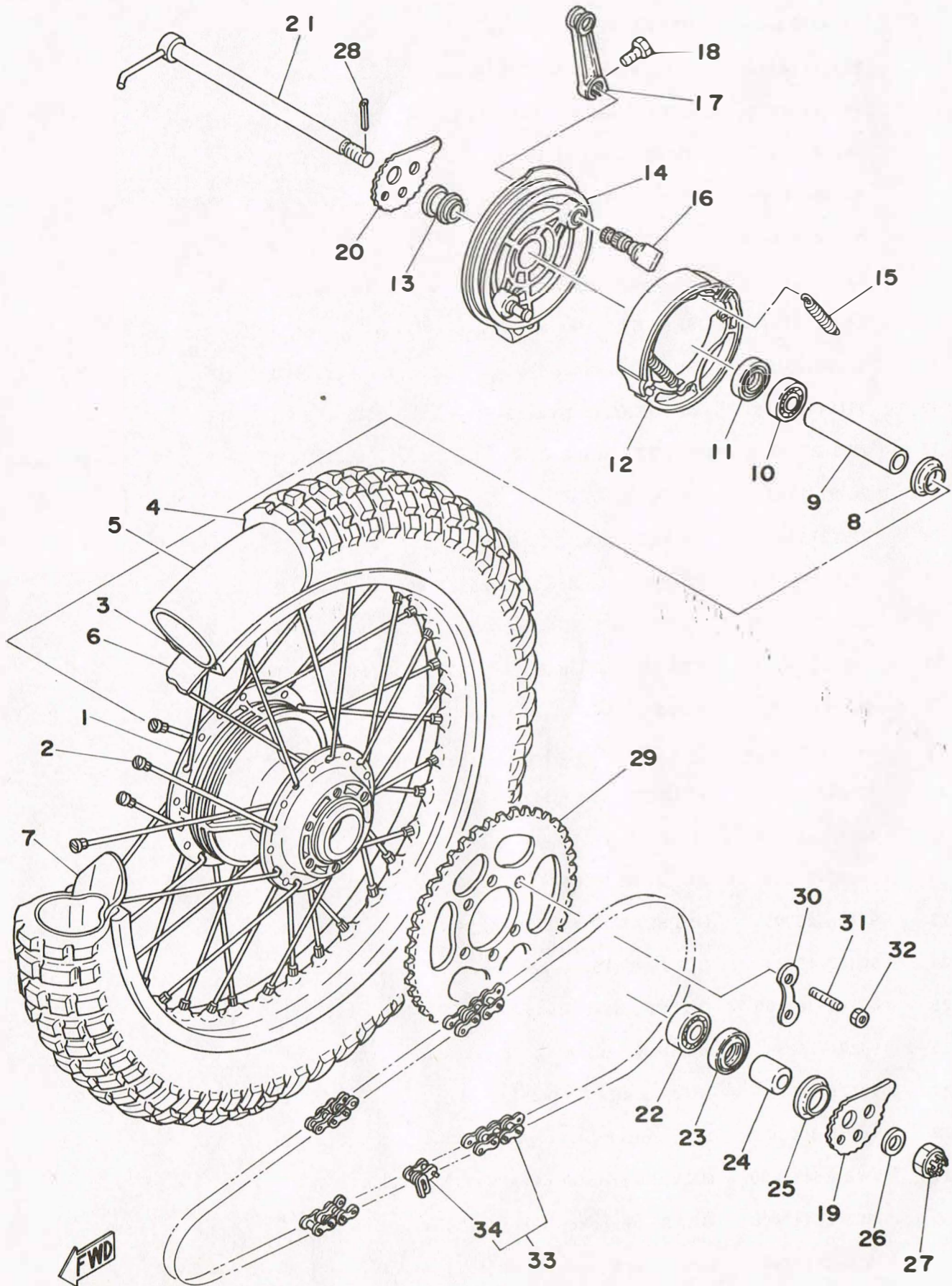
Ref. No.	Parts No.	Description	Q'ty	Applicable Machine No.	Remarks
23- 1	1K7-25111-10-98	HUB, front	1		Low Gloss Black
2	1K7-25104-00	SPOKE SET	1s		
3	94416-21198	RIM, front (1.60A-21A)	1		
4	94130-21226	TIRE, front (3.00-21-4PR)	1		
5	94227-21069	TUBE, front (3.00-21)	1		
6	94327-21024	BAND, rim (3.00-21)	1		
7	1T1-25194-00	SPACER, bead (1.40-21)	1		
8	90560-15116	SPACER (322-25117-00)	1		
9	146-25116-00	FLANGE, spacer	1		
10	93306-20205	BEARING (6202)	1		
11	93306-20203	BEARING (6202RS)	1		
12	1W1-25121-00-98	PLATE, brake shoe	1		Low Gloss Black
13	322-25130-00	BRAKE SHOE COMP.	2		
14	90506-16036	SPRING, tension (183-25333-00)	2		
15	322-25151-00	CAMSHAFT	1		
16	137-25159-00	SEAL, camshaft	1		
17	322-25155-00	LEVER, camshaft	1		
18	90101-06291	BOLT	1		
19	1W2-25181-00	SHAFT, wheel	1		
20	90171-14006	NUT, castle (214-25182-01)	1		
21	91401-30030	PIN, cotter	1		
22	1W2-25191-00	HOUSING, gear unit	1		
23	1W2-25138-00	GEAR, meter	1		
24	102-18416-00	SHIM (6.2-9.5-0.8)	U.N		
25	306-25136-00	BUSHING	1		
26	90201-22283	WASHER, plate (214-25147-00)	2		
27	91609-20014	PIN, spring	1		
28	93105-40020	OIL SEAL (SDD-40-62-9)	1		
29	93410-22014	CIRCLIP (S-22)	1		
30	1W2-25135-00	GEAR, drive	1		
31	1K7-25149-00	CLUTCH, meter	1		

Fig. 24 REAR WHEEL



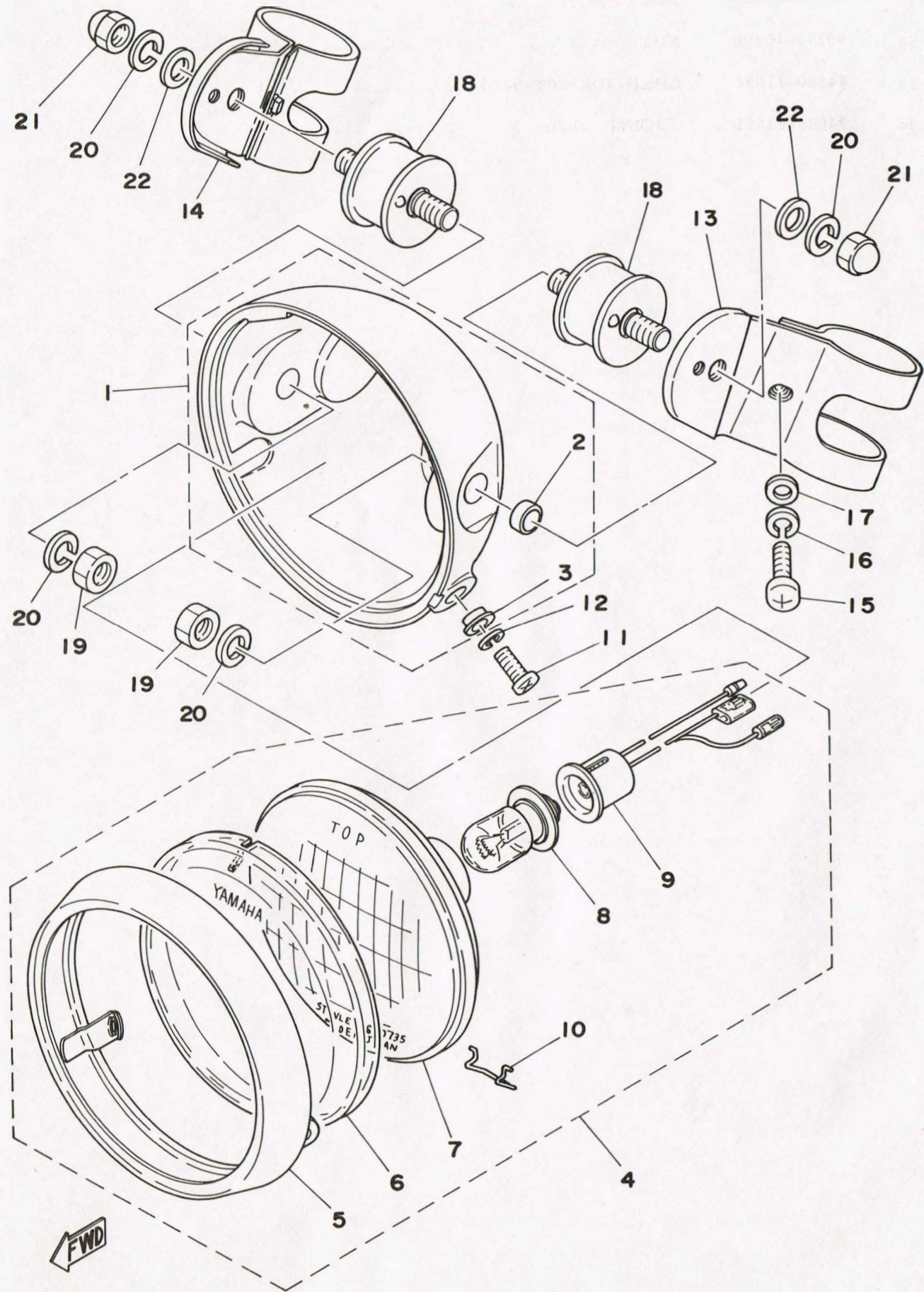
Ref. No.	Parts No.	Description	Qty	Applicable Machine No.	Remarks
24- 1	1W1-25311-00-98	HUB, rear	1		Low Gloss Black
2	537-25304-00	SPOKE SET	1s		
3	94418-18141	RIM, rear (1.85-18)	1		
4	94141-18270	TIRE, rear (4.10-18-4PR)	1		
5	94232-18020	TUBE, rear (3.50-18)	1		
6	94325-18043	BAND, rim (3.50-18)	1		
7	537-25394-00	SPACER, bead	2		
8	148-25115-00	FLANGE, spacer	1		
9	248-25317-00	SPACER, bearing	1		
10	93306-20203	BEARING (6202Z)	1		
11	93104-22018	OIL SEAL (SO-22-35-5)	1		
12	1W2-25321-00-98	PLATE, brake shoe	1		Low Gloss Black
13	90387-15623	COLLAR	1		
14	437-25330-00	BRAKE SHOE COMP.	2		
15	90506-16036	SPRING, tension (183-25333-00)	2		
16	401-25351-00	CAMSHAFT	1		
17	431-25355-00	LEVER, camshaft	1		
18	90101-06291	BOLT	1		
19	1W2-25388-00	PULLER, chain left	1		
20	1W2-25389-00	PULLER, chain right	1		
21	1W2-25381-00	SHAFT, wheel	1		
22	93306-30203	BEARING (6302Z)	1		
23	93106-26005	OIL SEAL (DD-26-42-8)	1		
24	90387-15524	COLLAR (15-26-22)	1		
25	401-25367-00	COVER, dust	1		
26	90201-15238	WASHER, plate	1		
27	90171-14006	NUT, castle (214-25182-01)	1		
28	91401-30030	PIN, cotter	1		
29	1W2-25439-00	GEAR, sprocket wheel (39T)	1	U.R	STD
	1W2-25441-00	GEAR, sprocket wheel (41T)			
	1W2-25443-00	GEAR, sprocket wheel (43T)			
30	1G8-25412-00	WASHER, lock	3		

Fig. 24 REAR WHEEL



Ref. No.	Parts No.	Description	Q'ty	Applicable Machine No.	Remarks
24-31	90116-10221	BOLT, stud	6		
32	90170-10206	NUT	6		
33	94580-11094	CHAIN (DK520T-94L)	1		
34	94680-11001	. JOINT, chain	1		

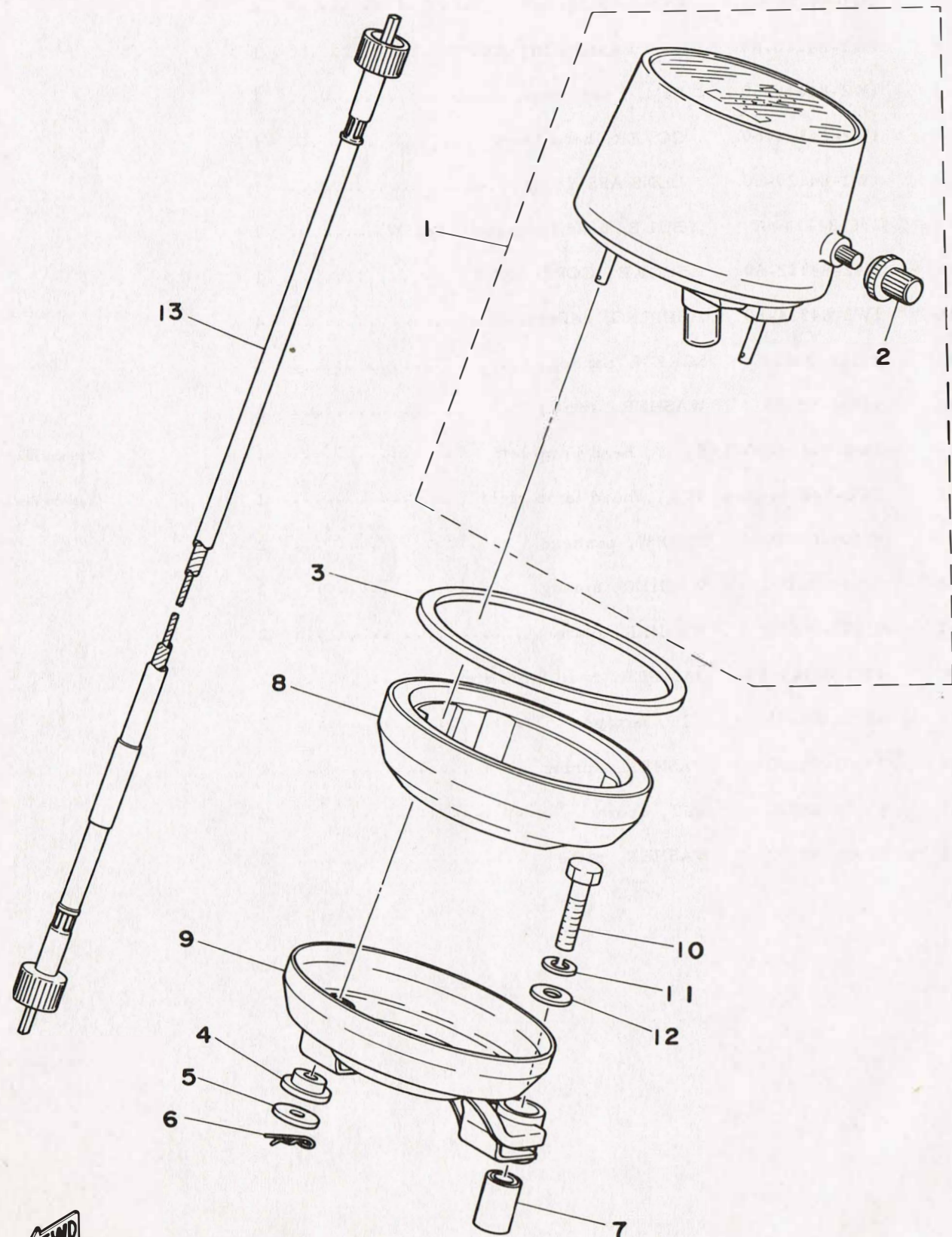
Fig. 25 HEAD LAMP



Ref. No.	Parts No.	Description	Q'ty	Applicable Machine No.	Remarks
25- 1	1W2-84130-60-33	HEAD LAMP BODY ASS'Y	1		Yamaha Black
2	1W2-84145-60	. COLLAR, body fitting	2		
3	1L9-84338-60	. COLLAR, screw	2		
4	1W2-84110-60	HEAD LAMP UNIT ASS'Y	1		
5	1W2-84115-60	. RIM, head lamp	1		
6	1W2-84144-60	. COVER, head lamp	1		
7	1W2-84120-60	. LENS ASS'Y	1		
8	206-84114-60	. BULB, head lamp (6V-25/25W)	1		
9	1W2-84112-60	. SOCKET CORD ASS'Y	1		
10	1W2-84324-60	. SPRING, reflector set	4		
11	98503-05015	SCREW, panhead	1		
12	92901-05100	WASHER, spring	1		
13	1W2-84118-00-33	STAY, head lamp left	1		Yamaha Black
14	1W2-84119-00-33	STAY, head lamp right	1		Yamaha Black
15	92501-06020	SCREW, panhead	2		
16	92901-06100	WASHER, spring	2		
17	92901-06600	WASHER, plate	2		
18	1W2-84143-00	DAMPER, head lamp stay	2		
19	95301-08600	NUT, hexagon	2		
20	92901-08100	WASHER, spring	4		
21	95301-08800	NUT, crown	2		
22	92901-08600	WASHER, plate	2		

www.legends-yamaha-enduros.com

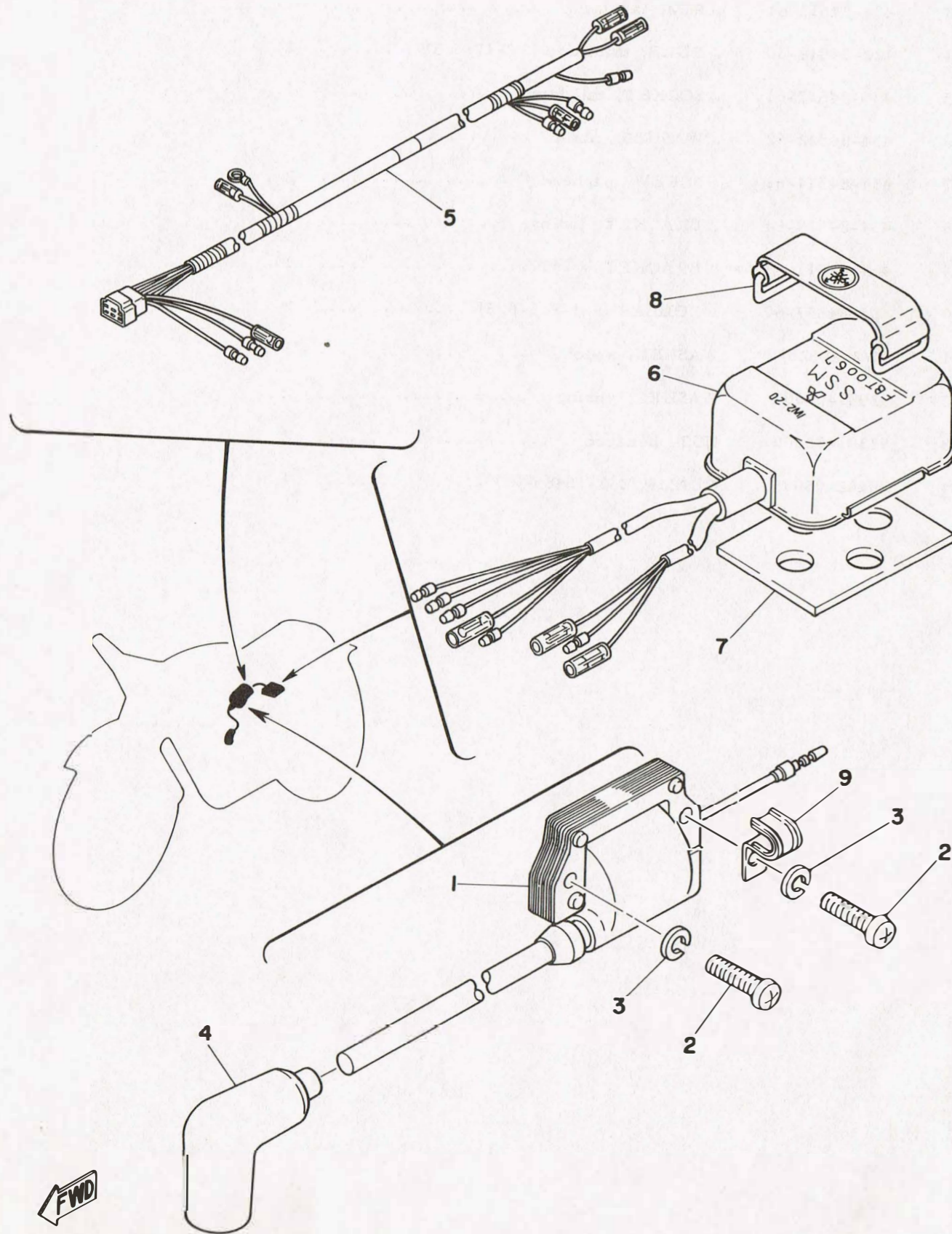
Fig. 26 SPEEDOMETER



Ref. No.	Parts No.	Description	Q'ty	Applicable Machine No.	Remarks
26- 1	1W2-83510-30	SPEEDOMETER ASS'Y (Mile/h)	1		For U.S.A.
	1W2-83510-10	SPEEDOMETER ASS'Y (Km/h)	1		For CANADA
2	1E6-83578-60	, KNOB, trip meter	1		
3	1W2-83526-00	DAMPER	1		
4	1M1-83526-00	DAMPER	2		
5	1E6-83524-60	WASHER	2		
6	90468-12007	CLIP	2		
7	90385-06001	BUSHING	2		
8	1W2-83513-00	DAMPER, meter	1		
9	1W2-83519-00	BRACKET, meter	1		
10	97321-06030	BOLT, hexagon	2		
11	92901-06100	WASHER, spring	2		
12	92901-06600	WASHER, plate	2		
13	1W2-83550-00	SPEEDOMETER CABLE ASS'Y	1		

www.legends-yamaha-enduros.com

Fig. 28 ELECTRICAL



Ref. No.	Parts No.	Description	Q'ty	Applicable Machine No.	Remarks
28- 1	1M2-82310-40	IGNITION COIL ASS'Y	1		
2	92501-06025	SCREW, panhead	2		
3	92901-06100	WASHER, spring	2		
4	294-82370-00	PLUG CAP ASS'Y	1		For U.S.A.
	512-82370-10	PLUG CAP ASS'Y	1		For CANADA
5	1W2-82590-01	WIRE HARNESS ASS'Y	1		Craig Scott
6	1W2-85540-20	C.D.I. UNIT ASS'Y	1		
7	1M2-85547-00	DAMPER	1		
8	122-82131-00	BAND, battery	1		
9	90462-05005	CLAMP (363-15485-01)	1		

www.legends-yamaha-enduros.com

Fig.29 REPAIR KIT

Ref. No.	Parts No.	Description	Q'ty	Applicable Machine No.	Remarks
29- 1	1W2-11630-00	PISTON ASS'Y (STD)	1		
	1W2-11630-10	PISTON ASS'Y (1st O.S)	1		
	1W2-11630-20	PISTON ASS'Y (2nd O.S)	1		
	1W2-11630-30	PISTON ASS'Y (3rd O.S)	1		
	1W2-11630-40	PISTON ASS'Y (4th O.S)	1		
2	1W2-11631-00-96	PISTON (66.96mm STD)	1	U.R 1	
	1W2-11631-00-97	PISTON (66.97mm STD)	1		
	1W2-11635-00	PISTON (67.25mm 1st O.S)	1		
	1W2-11636-00	PISTON (67.50mm 2nd O.S)	1		
	1W2-11637-00	PISTON (67.75mm 3rd O.S)	1		
	1W2-11638-00	PISTON (68.00mm 4th O.S)	1		
3	1W2-11610-00	PISTON RING SET (STD)	1	3-9	
	1W2-11610-10	PISTON RING SET (1st O.S)	1		
	1W2-11610-20	PISTON RING SET (2nd O.S)	1		
	1W2-11610-30	PISTON RING SET (3rd O.S)	1		
	1W2-11610-40	PISTON RING SET (4th O.S)	1		
4	251-11633-00	PIN, piston	1	3-11	
5	93450-17025	CIRCLIP (137-11634-00)	2	3-12	
6	1W2-11650-00	CONNECTING ROD ASS'Y	1		
7	1W1-11651-00	ROD, connecting	1	3-4	
8	248-11681-01	PIN, crank	1	3-5	
9	93310-422E6	BEARING, con-rod big end	1	3-6	
10	90209-22071	WASHER (164-11685-00)	2	3-7	
11	93310-216E1	BEARING, con-rod small end	1	3-10	
12	1K7-25104-00	SPOKE SET	1s	23-2	
13	1K7-25196-90	SPOKE SET, inner left (10 PCS)	1s		
14	1K7-25197-90	SPOKE SET, outer left (10 PCS)	1s		
15	1K7-25179-90	SPOKE SET, inner right (10 PCS)	1s		
16	1K7-25189-90	SPOKE SET, outer right (10 PCS)	1s		
17	537-25304-00	SPOKE SET	1s	24-2	
18	537-25396-90	SPOKE SET, inner left (10 PCS)	1s		

Ref. No.	Parts No.	Description	Q'ty	Applicable Machine No.	Remarks
29-19	537-25397-90	SPOKE SET, outer left (10 PCS)	1s		
20	537-25391-90	SPOKE SET, inner right (10 PCS)	1s		
21	537-25392-90	SPOKE SET, outer right (10 PCS)	1s		

www.legends-yamaha-enduros.com