



**MODEL TD3**

**MODEL TR3**

## **PARTS LIST**

### NOTICE

ALL PART NUMBERS CONTAINED IN THIS CATALOGUE ARE COMPRISED OF TEN DIGITS. WHEN ORDERING, PLEASE ADD TWO ZEROS TO THE END OF EACH PART NUMBER REQUIRED TO CONVERT THE TEN DIGITS INTO THE NEW TWELVE DIGIT NUMBERS.

# MODEL TZ 250

## NOTICE

ALL PART NUMBERS CONTAINED IN THIS CATALOGUE ARE COMPRISED OF TEN DIGITS. WHEN ORDERING, PLEASE ADD TWO ZEROS TO THE END OF EACH PART NUMBER REQUIRED TO CONVERT THE TEN DIGITS INTO THE NEW TWELVE DIGIT NUMBERS.

This Parts List is for the exclusive parts for TZ250 .

Please refer to TD3/TR3 Parts List for the parts not listed in this publication.

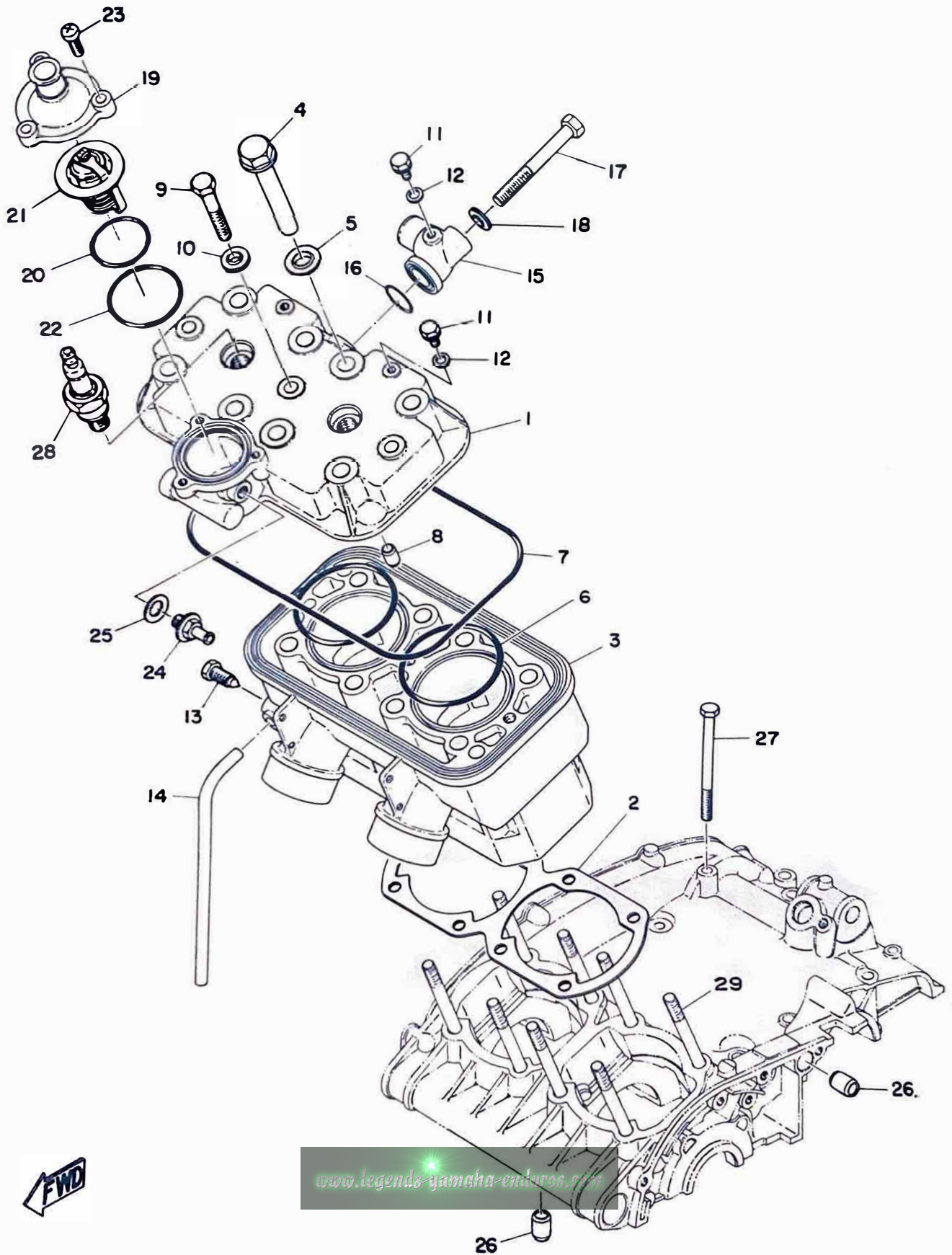
[www.legends-yamaha-enduros.com](http://www.legends-yamaha-enduros.com)

# CONTENTS

Fig. 1.	Cylinder Head · Cylinder	.....	1
Fig. 2	Crank Case Cover · Piston	.....	5
Fig. 3	Water Pump	.....	7
Fig. 4	Radiator	.....	11
Fig. 5	Exhaust	.....	13
Fig. 6	Frame · Cowling	.....	15

## NUMERICAL INDEX

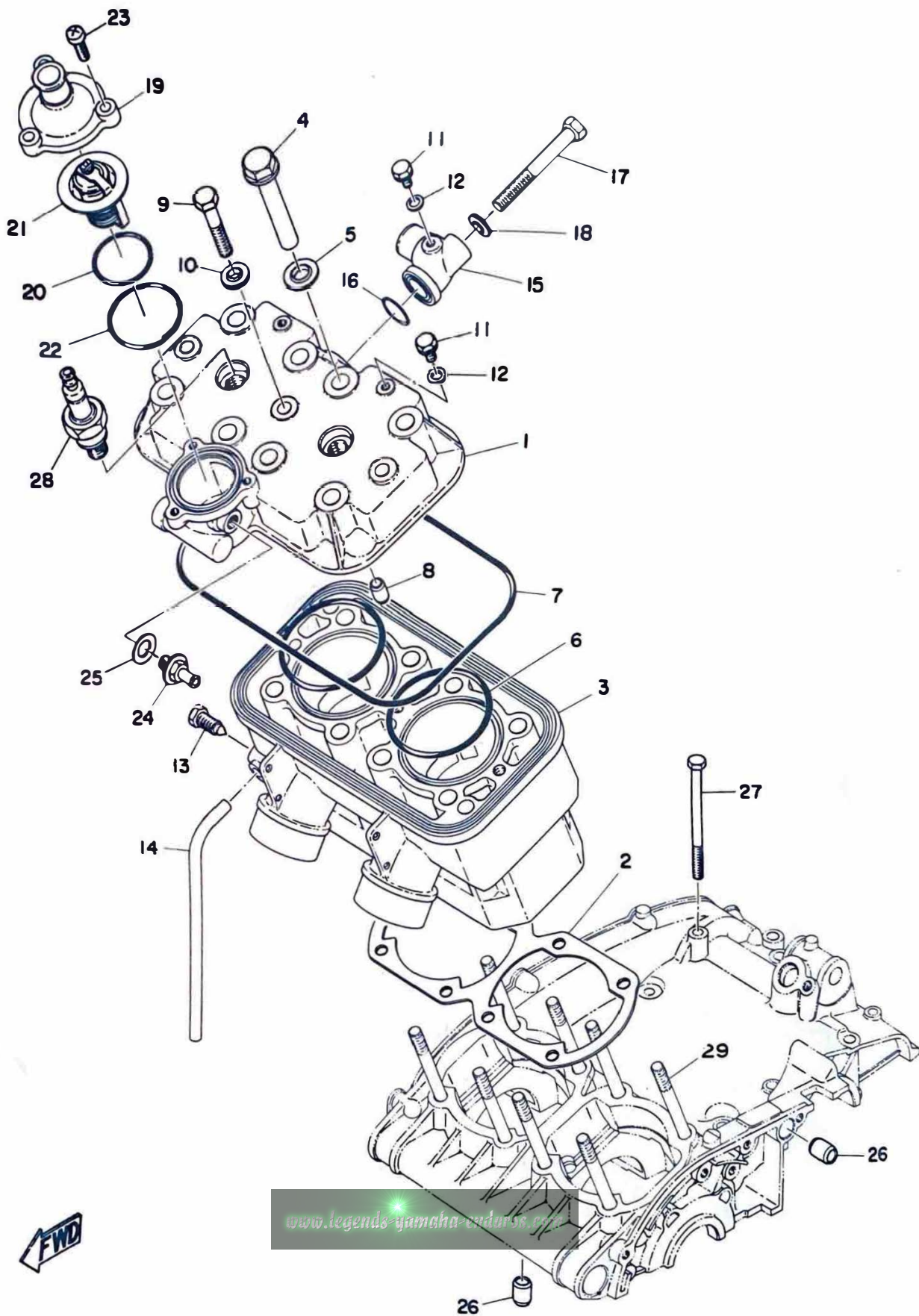
# Fig. 1 CYLINDER HEAD · CYLINDER



[www.legends-yamaha-enduro.com](http://www.legends-yamaha-enduro.com)

# CYLINDER HEAD · CYLINDER

Ref. No.	Parts No.	Description	Q'ty	Applicable Machine No.	Remarks
1- 1	430-11111-00	HEAD, cylinder .....	1		
1- 2	383-11351-00	GASKET, cylinder head .....	1		
1- 3	430-11311-00	CYLINDER .....	1		
1- 4	90179-08052	NUT, holding .....	8		
1- 5	383-11173-00	WASHER, sealing .....	8		
1- 6	93210-70207	O-RING (1.9-70.0) .....	2		
1- 7	93211-94212	O-RING (3.0-194.0) .....	1		
1- 8	91890-02014	PIN, dowel .....	2		
1- 9	90105-08012	BOLT .....	3		
1-10	383-11174-00	WASHER, sealing .....	3		
1-11	383-11117-00	PLUG, water check .....	3		
1-12	383-13187-00	GASKET (6.3-13-0.6) .....	3		
1-13	383-11374-00	PLUG, water drain .....	1		
1-14	383-11377-00	HOSE (6.5-200) .....	1		
1-15	383-12498-00	JOINT .....	1		
1-16	93210-20027	O-RING (1.7-20) .....	1		
1-17	90105-08013	BOLT .....	1		
1-18	383-11174-00	WASHER, sealing .....	1		
1-19	383-12413-00	COVER, thermostat .....	1		
1-20	93210-40209	O-RING (2.0-40.0) .....	1		
1-21	383-12411-01	THERMOSTAT .....	1		
1-22	93210-45150	O-RING (2.3-45) .....	1		
1-23	92506-06018	SCREW, panhead .....	3		

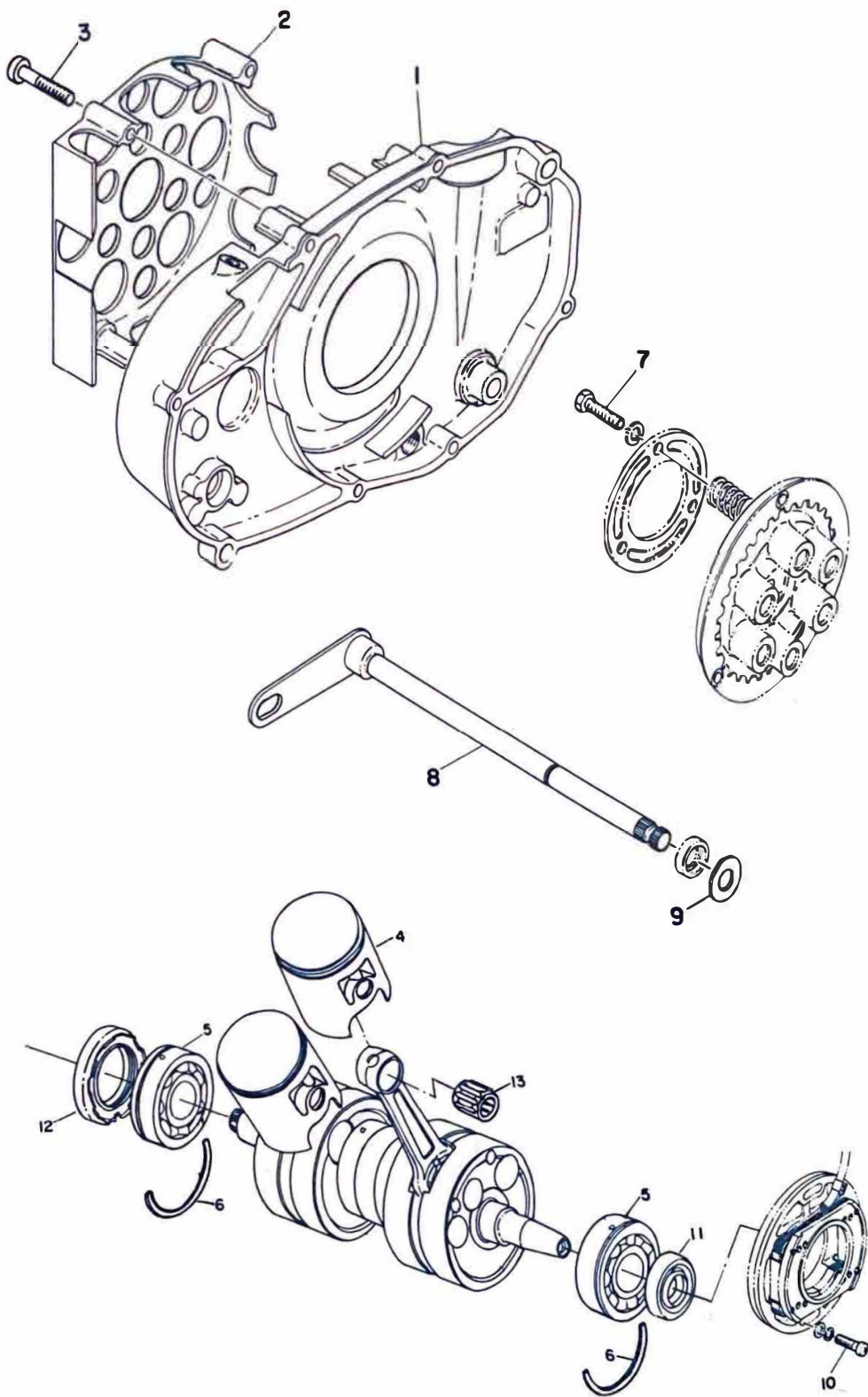


# CYLINDER HEAD · CYLINDER

Ref. No.	Parts No.	Description	Q'ty	Applicable Machine No.	Remarks
1-24	383-12499-00	JOINT .....	1		
1-25	132-15353-00	GASKET .....	1		
1-26	91810-05016	PIN, dowel .....	4		
1-27	91101-06090	BOLT .....	1		
1-28	94701-00018	PLUG, spark (B-11EN) .....	2		
1-29	430-11361-00	BOLT, cylinder holding.....	8		M 8. 2 -90

[www.legends-yamaha-enduro.com](http://www.legends-yamaha-enduro.com)

Fig. 2 CRANKCASE COVER · PISTON



[www.legends-yamaha-enduros.com](http://www.legends-yamaha-enduros.com)



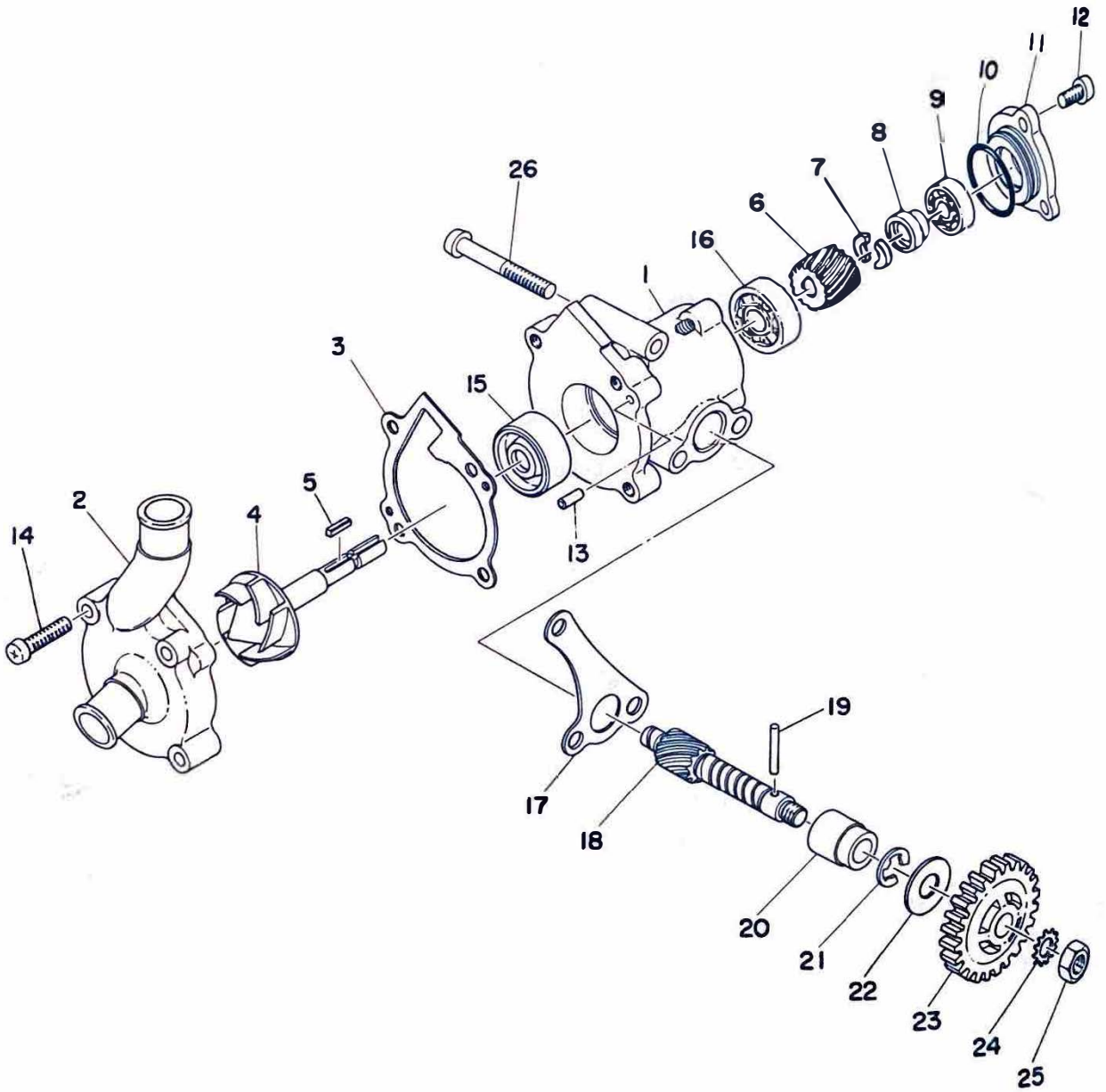


# CRANKCASE COVER · PISTON

Ref. No.	Parts No.	Description	Q'ty	Applicable Machine No.	Remarks
2- 1	383-15421-10	COVER, crankcase right	1		
2- 2	383-15416-00	COVER, clutch	1		
2- 3	92506-06040	SCREW, panhead	4		
2- 4	430-11631-00-96	PISTON (53, 96mm)	} U.R 2		
	430-11631-00-97	PISTON (53, 97mm)			
2-0-1	328-11400-02	CRANK ASS'Y	1		
2- 5	93390-00007	BEARING	2		
2- 6	328-17424-00	CIRCLIP	4		
2- 7	90153-06010	SCREW, crossrecess hexagon	3		
2- 8	278-18101-01	CHANGE SHAFT ASS'Y	1		
2- 9	132-18137-00	WASHER (12. 1-26-1.6)	1		
2-10	92501-06030	SCREW, panhead	2		
2-11	93103-20087	OIL SEAL (SW20-40-10)	1		
2-12	93103-40088	OIL SEAL (SW40-62-10)	1		
2-13	93310-21680	BEARING	2		

[www.legends-yamaha-enduros.com](http://www.legends-yamaha-enduros.com)

# Fig. 3 WATER PUMP

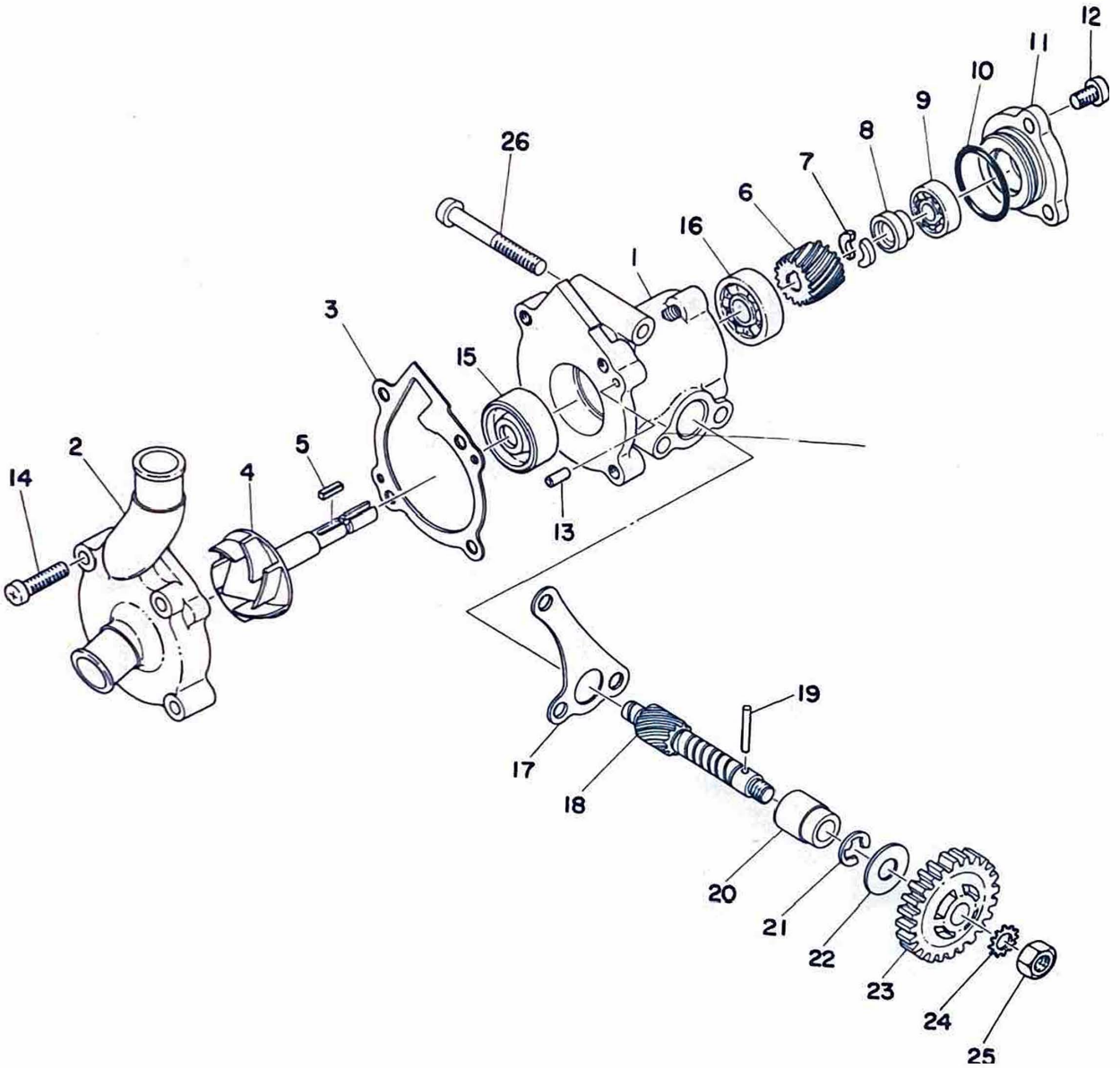


[www.legends-yamaha-enduros.com](http://www.legends-yamaha-enduros.com)

# WATER PUMP

Ref. No.	Parts No.	Description	Q'ty	Applicable Machine No.	Remarks
3- 0-1	383-12401-00	WATER PUMP ASS'Y .....	1		
3- 1	383-12421-00	. HOUSING, water pump .....	1		Not for sale
3- 2	383-12422-00	. COVER, housing .....	1		
3- 3	383-12428-00	. GASKET .....	1		
3- 4	383-12450-00	. IMPELLER SHAFT ASS'Y ...	1		
3- 5	383-12468-00	. KEY .....	1		
3- 6	383-12459-00	. GEAR, impeller shaft .....	1		
3- 7	383-12424-00	. PLATE .....	2		
3- 8	383-12423-00	. CARTRIDGE .....	1		
3- 9	93300-60801	. BEARING .....	1		
3-10	93210-27105	. O-RING (2.0-27.0) .....	1		
3-11	383-12432-00	. CAP, housing .....	1		
3-12	92506-06012	. SCREW, panhead .....	3		
3-13	93604-10011	. PIN, dowel .....	2		
3-14	92506-06025	. SCREW, panhead .....	4		
3-15	93103-10075	. OIL SEAL (SW-10-31-12) ...	1		
3-16	93306-20001	. BEARING (6200) .....	1		
3-17	383-12427-00	GASKET, hosuing .....	1		
3-18	383-12436-00	GEAR, drive .....	1		
3-19	93603-22028	PIN, dowel .....	1		
3-20	137-13176-00	METAL, worm shaft outer ...	1		
3-21	93430-08006	CIRCLIP (E-8) .....	1		
3-22	102-18138-00	WASHER. <a href="http://legends.yamaha-enduros.com">legends.yamaha-enduros.com</a>	1		

Fig. 3 WATER PUMP

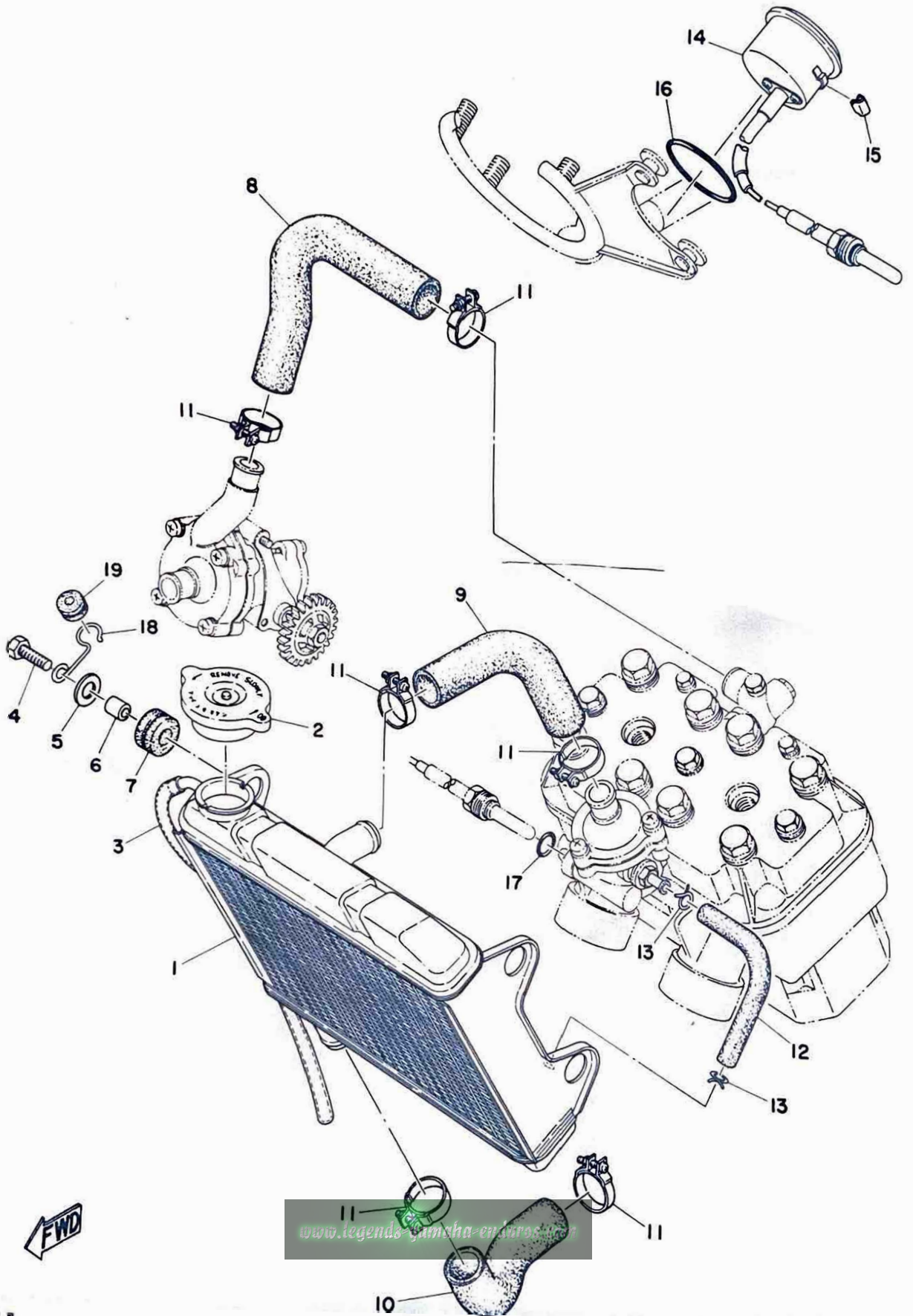


# WATER PUMP

Ref. No.	Parts No.	Description	Q'ty	Applicable Machine No.	Remarks
3-23	329-13178-001	GEAR, pump drive .....	1		
3-24	92901-08400	WASHER, tooth .....	1		
3-25	98801-08300	NUT .....	1		
3-26	92506-06050	SCREW, panhead .....	3		

[www.legends-yamaha-enduro.com](http://www.legends-yamaha-enduro.com)

# Fig. 4 RADIATOR



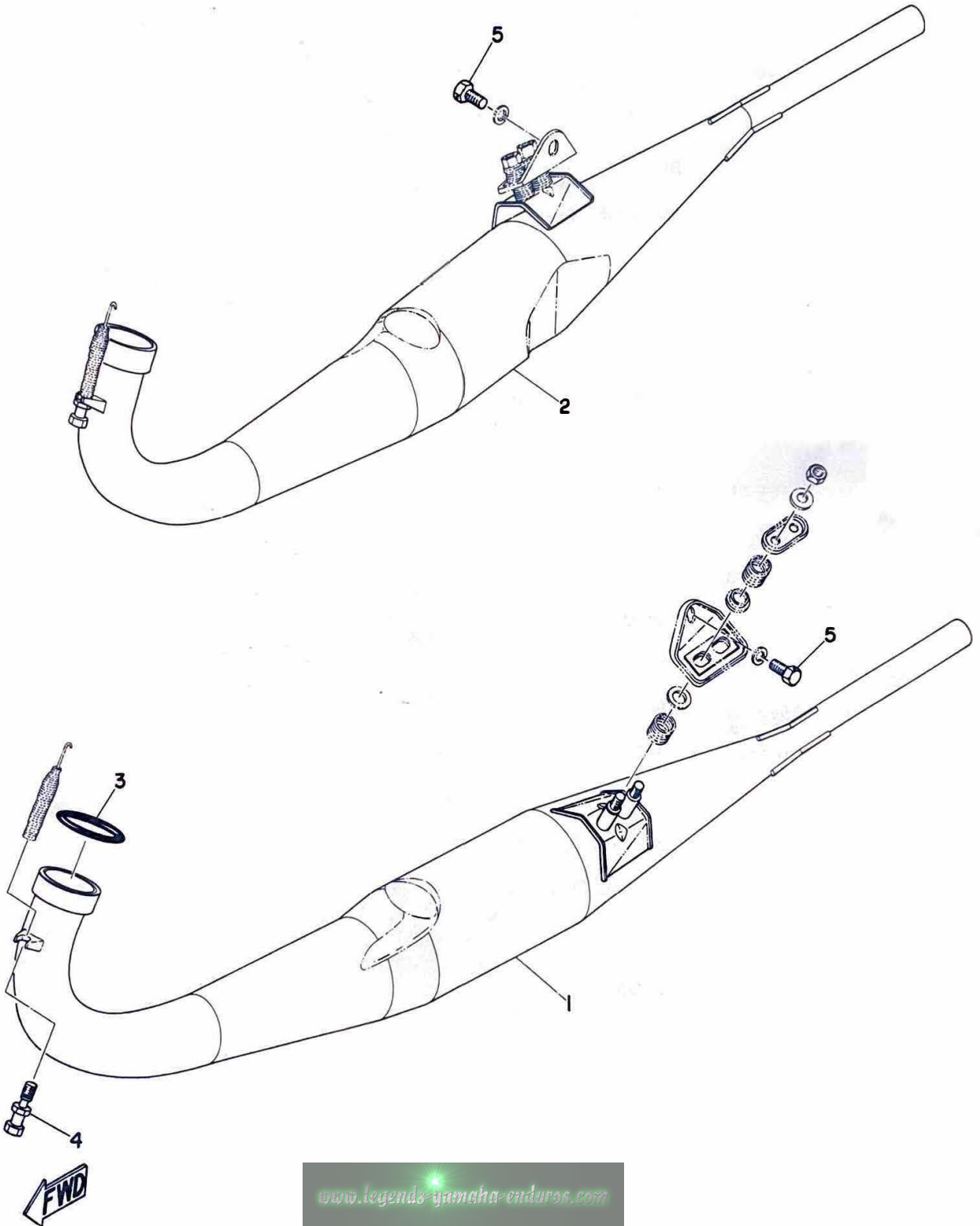
www.legends-gamcha-environ.com

# RADIATOR

Ref. No.	Parts No.	Description	Q'ty	Applicable Machine No.	Remarks
4- 0-1	383-12460-00	RADIATOR ASS'Y .....	1		
4- 1	383-12461-00	. RADIATOR .....	1		Not for sale
4- 2	383-12462-00	. CAP, radiator .....	1		
4- 3	383-12463-00	. PIPE, breather (7-250) .....	1		
4- 4	95201-08025	BOLT .....	4		
4- 5	383-16137-00	WASHER, plain .....	4		
4- 6	383-16156-00	COLLAR .....	4		
4- 7	383-12465-00	DAMPER, radiator .....	4		
4- 8	383-12481-00	PIPE 1 .....	1		
4- 9	383-12482-00	PIPE 2 .....	1		
4-10	383-12484-00	PIPE 4 .....	1		
4-11	383-12486-00	CLIP .....	6		
4-12	383-12483-00	PIPE 3 .....	1		
4-13	806-24357-00	CLIP .....	2		
4-14	383-83590-00	WATER TEMPERATURE METER	1		
4-15	90468-10001	CLIP .....	2		
4-16	93210-56077	O-RING (5.34-56) .....	1		
4-17	93210-10118	O-RING (1.4-9.8) .....	1		
4-18	90462-20002	CLAMP .....	1		
4-19	90480-10001	GROMMET .....	1		

[www.legends-yamaha-enduros.com](http://www.legends-yamaha-enduros.com)

Fig. 5 EXHAUST



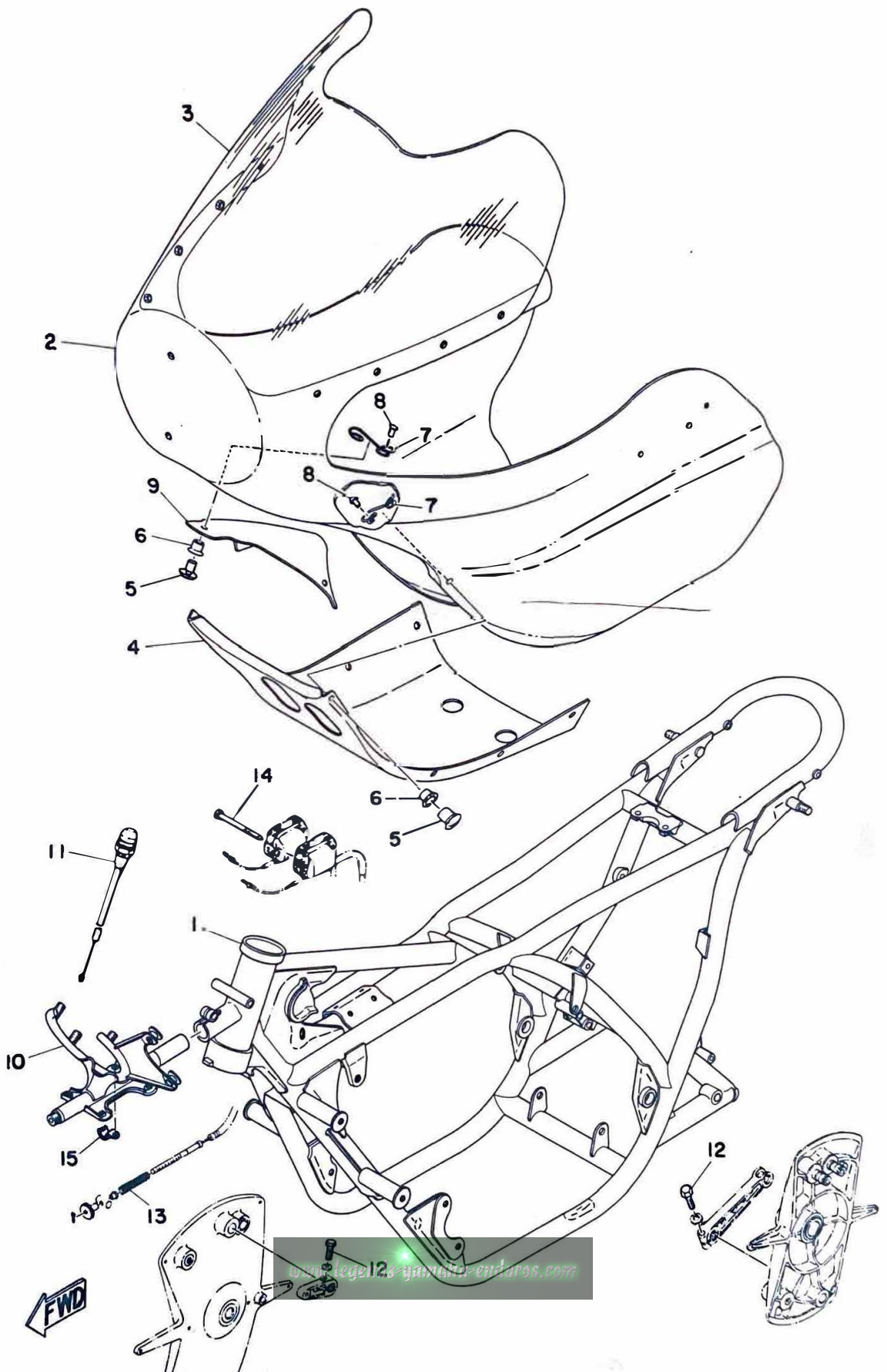


# EXHAUST

Ref. No.	Parts No.	Description	Q'ty	Applicable Machine No.	Remarks
5- 1	329-14610-01	EXHAUST PIPE ASS'Y, left	.... 1		
5- 2	329-14620-01	EXHAUST PIPE ASS'Y, right	... 1		
5- 3	93210-48208	O-RING (2.7-48.0)	..... 2		
5- 4	322-14684-10	BOLT, hook	..... 2		
5- 5	95201-08015	BOLT	..... 2		

[www.legends-yamaha-enduros.com](http://www.legends-yamaha-enduros.com)

Fig. 6 FRAME · COWLING



# FRAME · COWLING

Ref. No.	Parts No.	Description	Q'ty	Applicable Machine No.	Remarks
6- 1	383-21110-01-33	FRAME COMP. ....	1		
6- 2	383-28350-00-01	COWLING ASS'Y ....	1		
6- 3	143-28381-00	. WINDOW, front ....	1		
6- 4	383-28385-00	. COVER, under ....	1		
6- 5	240-28386-00	. HEAD .....	2		
6- 6	240-28389-00	. EYELET .....	2		
6- 7	240-28388-00	. SPRING .....	2		
6- 8	240-28387-00	. RIVET .....	4		
6- 9	383-28384-00	. COVER, upper ....	1		
6-10	383-28356-00	STAY, cowling front .....	1		
6-12	95201-06025	BOLT .....	5		
6-13	294-27236-00	SPRING, brake wire .....	2		
6-14	92501-06070	SCREW, panhead .....	2		
6-15	90462-10001	CLAMP .....	1		

[www.legends-yamaha-enduro.com](http://www.legends-yamaha-enduro.com)

# NUMERICAL INDEX

Ref No.	Parts No.	Ref No.	Parts No.	Ref No.	Parts No.
3-22	102-18138-00	4- 0-1	383-12460-00	1-26	91810-05016
1-25	132-15353-00	4- 1	383-12461-00	1- 8	91890-02014
2- 9	132-18137-00	4- 2	383-12462-00	2-10	92501-06030
3-20	137-13176-00	4- 3	383-12463-00	6-14	92501-06070
6- 3	143-28381-00	4- 7	383-12465-00	1-23	92506-06018
6- 5	240-28386-00	3- 5	383-12468-00	3-12	92506-06012
6- 8	240-28387-00	4- 8	383-12481-00	3-14	92506-06025
6- 7	240-28388-00	4- 9	383-12482-00	2- 3	92506-06040
6- 6	240-28389-00	4-12	383-12483-00	3-26	92506-06050
2- 8	278-18101-01	4-10	383-12484-00	3-24	92901-08400
6-13	294-27236-00	4-11	383-12486-00	3-15	93103-10075
5- 4	322-14684-10	1-15	383-12498-00	2-11	93103-20087
2- 6	328-17424-00	1-24	383-12499-00	2-12	93103-40088
		1-12	383-13187-00	4-17	93210-10118
3-23	329-13178-00	2- 2	383-15416-00	1-16	93210-20027
5- 1	329-14610 01	2- 1	383-15421-10	3-10	93210-27105
5- 2	329-14620-01	4- 5	383-16137-00	1-20	93210-40209
1-11	383-11117-00	4- 6	383-16156-00	1-22	93210-45150
		6- 1	383-21110-01-33	5- 3	93210-48208
1- 5	383-11173-00	6- 2	383-28350-00-01	4-16	93210-56077
1-10	383-11174-00	6-10	383-28356-00	1- 6	93210-70207
1-18	383-11174-00	6- 9	383-28384-00	1- 7	93211-94212
1- 2	383-11351-00	6- 4	383-28385-00	3- 9	93300-60801
1-13	383-11374-00	4-14	383-83590-00	3-16	93306-20001
1-14	383-11377-00	1- 1	430-11111-00	2-13	93310-21680
3- 0-1	383-12401-00	1- 3	430-11311-00	2- 5	93390-00007
1-21	383-12411-01	2- 4	430-11631-00-96	3-21	93430-08006
1-19	383-12413-00	2- 4	430-11631-00-97	3-19	93603-22028
3- 1	383-12421-00	1-29	430-11361-00	3-13	93604-10011
3- 2	383-12422-00	4-13	806-24357-00	1-28	94701-00018
3- 8	383-12423-00	1- 9	90105-08012	6-12	95201-06025
3- 7	383-12424-00	1-17	90105-08013	5- 5	95201-08015
3-17	383-12427-00	2- 7	90153-06010	4- 4	95201-08025
1-4	90179-08052	6-15	90462-10001	3-25	98801-08300
3- 3	383-12428-00	4-18	90462-20002		
3-11	383-12432-00	4-15	90468-10001		
3-18	383-12436-00	4-19	90480-10001		
3- 4	383-12450-00	1-27	91101-06090		
3- 6	383-12459-00				

# YAMAHA

## PARTS LIST

MODEL TD3

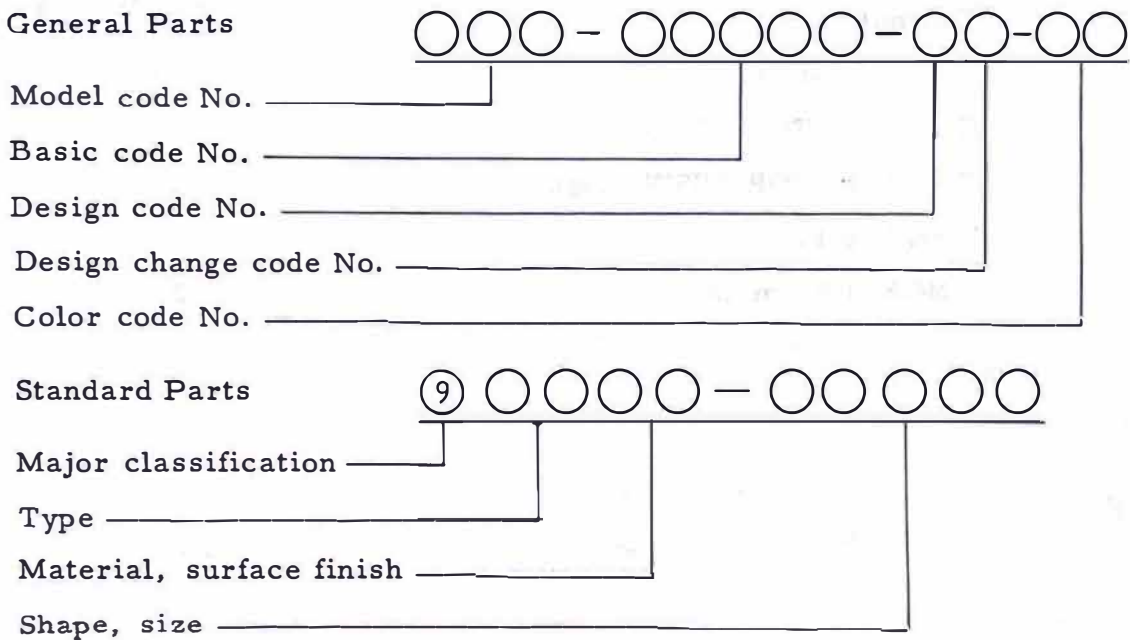
MODEL TR3

# FOREWORD

This Parts List relates to the parts in use for the Yamaha TD3/TR3. When you are ordering replacement parts for the TD3/TR3, refer to this Parts List and quote both part numbers and part names correctly.

## 1. Structure of Part No.

Yamaha parts are divided largely into two categories; general parts and standard parts, and each part No. has the following structure:



Note: Every standard No. begins with 9.

## 2. How to Use this Parts List

(1) Except for steel balls (whose size is indicated in inches), the size of all parts is indicated in millimeters in the following manner.

Pipe (rubber or vinyl) . . . . Inside diameter - length

O-ring . . . . . Section area - inside diameter

Washer, shim, collar . . . . Inside diameter - outside diameter - thickness (length)

(2) Parts, which are [www.legends-yamaha-enduros.com](http://www.legends-yamaha-enduros.com) to be supplied in the form of assemblies, are listed with an indentation of one letter's space, and a dot (.) is put

against the name of each part. If any two different assemblies (e.g., right and left side components) consist of almost the same type components, these two assemblies are listed in two lines, and then the names of component parts are listed in the subsequent lines with an indention as mentioned earlier. The quantity of parts is given in the following manner; that is, in the case of parts being the same in type between the right and left, a total quantity of parts is given. On the other hand, if the right and left side parts are different in type, the quantity of part(s) on each side is given.

#### Example

Description	Q'ty
CARBURETOR ASS'Y, left	1
CARBURETOR ASS'Y, right	1
. JET, pilot	2
. NOZZLE, main	2
⋮	
. LEVER, starter, left	1
. LEVER, starter, right	1

#### (3) Key to Symbols

U. R.	.....	Use size (thickness) and/or number as required
T	.....	Number of teeth in a gear
V	.....	Voltage for light bulbs
S	.....	"S" type oil seal or "S" type circlip
SD	.....	"SD" type oil seal
SO	.....	"SO" type oil seal
SW	.....	"SW" type oil seal
E	.....	"E" type circlip
R	.....	"R" type circlip

F/No. . . . . Frame No. (Applicable machine No.)

- (4) The right and left in relation to parts are determined on the basis of the rider facing toward the front.
- (5) This Parts List is based on the model in the production line on Aug. 23, 1971. Accordingly, if any modifications which have been made to parts will be announced in the Yamaha Parts News. It is advisable that according to the Yamaha Parts News, You will make necessary corrections to the Parts List on hand to keep it up-to dated.



# CONTENTS

## ENGINE

Fig. 1	Cylinder Head · Cylinder .....	1
Fig. 2	Crankcase .....	3
Fig. 3	Crankcase Cover .....	7
Fig. 4	Crank · Piston .....	9
Fig. 5	Clutch (wet) .....	13
Fig. 6	Clutch (dry) (alternate parts) .....	17
Fig. 7	Transmission .....	21
Fig. 8	Shifter A .....	25
Fig. 9	Shifter B .....	29
Fig. 10	Tachometer Gear .....	31
Fig. 11	Carburetor .....	33
Fig. 12	Exhaust .....	39
Fig. 13	Oil Pump .....	41
Fig. 14	Magneto · Electrical .....	45

## CHASSIS

Fig. 15	Frame .....	51
Fig. 16	Rear Arm · Rear Cushion .....	55
Fig. 17	Front Fork .....	57
Fig. 18	Steering · Front Fender .....	61
Fig. 19	Handle · Wire .....	63
Fig. 20	Fuel Tank .....	69
Fig. 21	Seat .....	73
Fig. 22	Front Wheel .....	75
Fig. 23	Rear Wheel .....	79
Fig. 24	Cowling .....	85

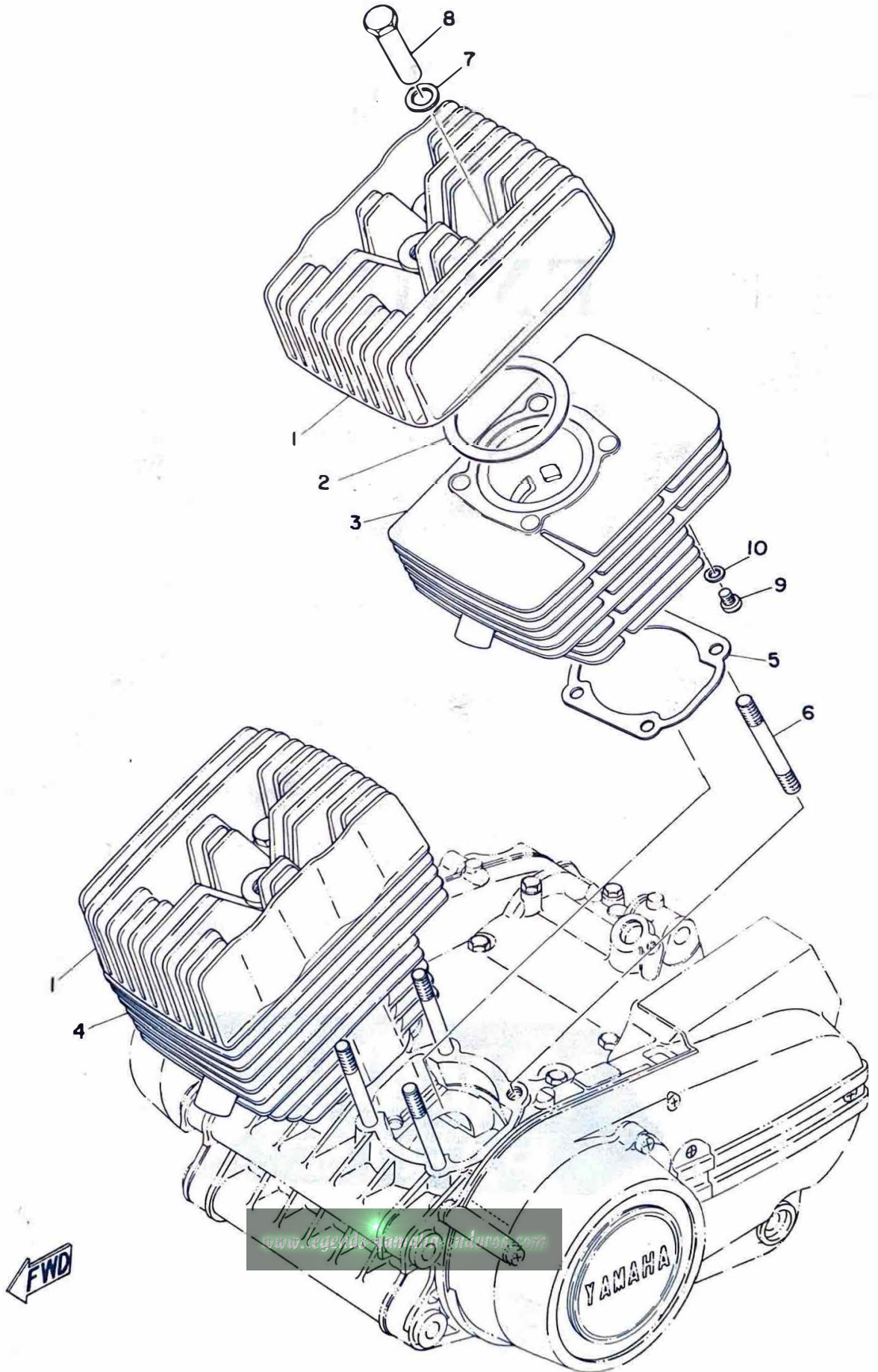
## NUMERICAL INDEX

# ENGINE



[www.legends-yamaha-enduros.com](http://www.legends-yamaha-enduros.com)

Fig. 1 CYLINDER HEAD · CYLINDER

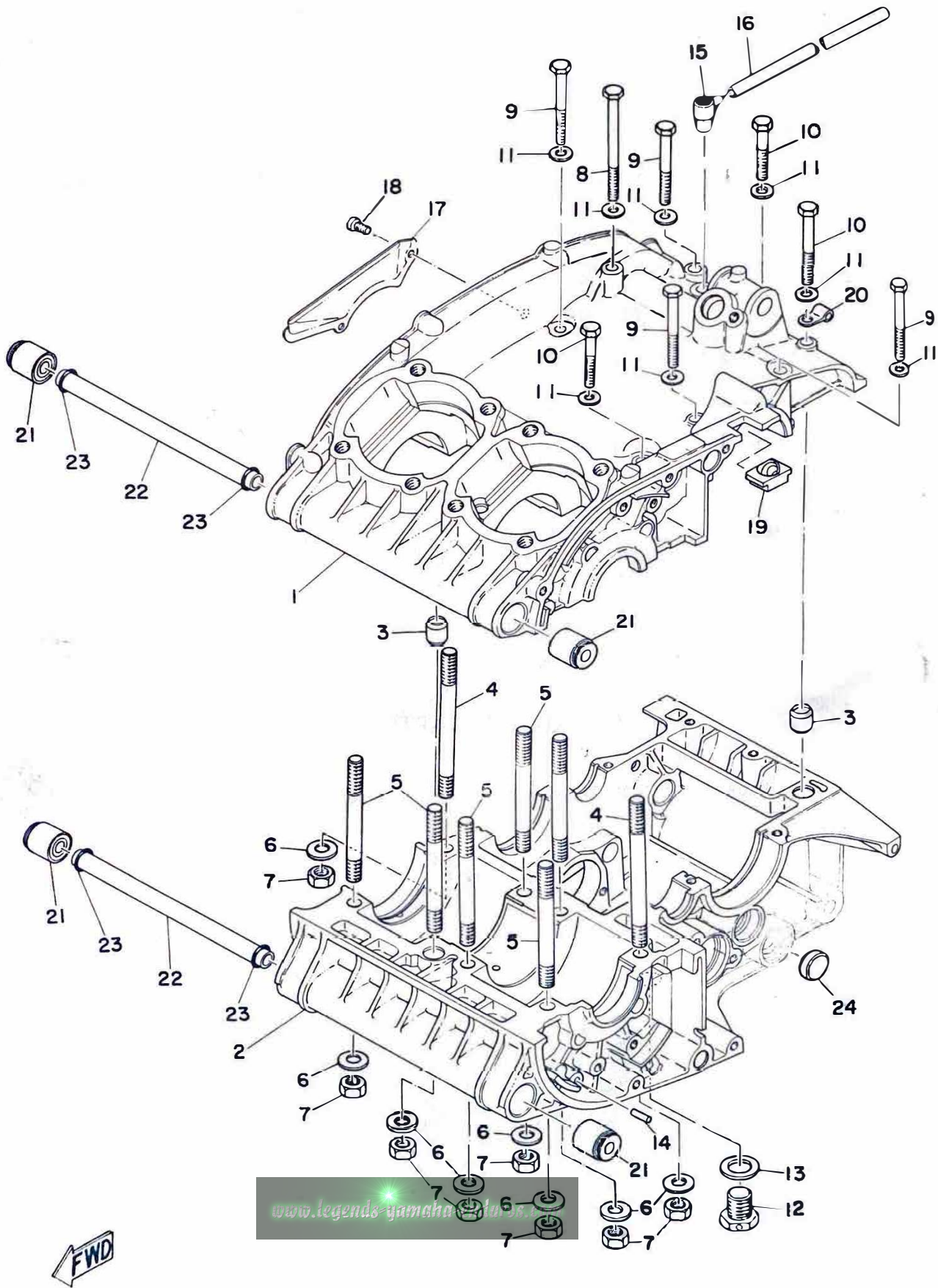


## CYLINDER HEAD · CYLINDER

Ref. No.	Part No.	Description	Q'ty		Applicable Machine No.	Remarks
			TD	TR		
1- 1	329-11111-00	HEAD, cylinder .....	2			
	328-11111-00	HEAD, cylinder .....		2		
1- 2	280-11181-00	GASKET, cylinder head .....	2			
	278-11181-00	GASKET, cylinder head .....		2		
1- 3	329-11311-00	CYLINDER, left .....	1			
	328-11311-00	CYLINDER, left .....		1		
1- 4	329-11321-00	CYLINDER, right .....	1			
	328-11321-00	CYLINDER, right .....		1		
1- 5	278-11351-00	GASKET, cylinder .....	2	2		
1- 6	276-11361-00	BOLT, holding .....	8			
	248-11361-00	BOLT, holding .....		8		
1- 7	248-11175-00	WASHER, plain .....	8	8		
1- 8	239-11171-00	NUT, holding .....	8	8		
<b>ALTERNATE PARTS</b>						
1- 9	92501-06008	SCREW, pan head .....	2	2		
1-10	137-13167-00	GASKET, banjo .....	2	2		

[www.legends-yamaha-enduro.com](http://www.legends-yamaha-enduro.com)

Fig. 2 CRANKCASE

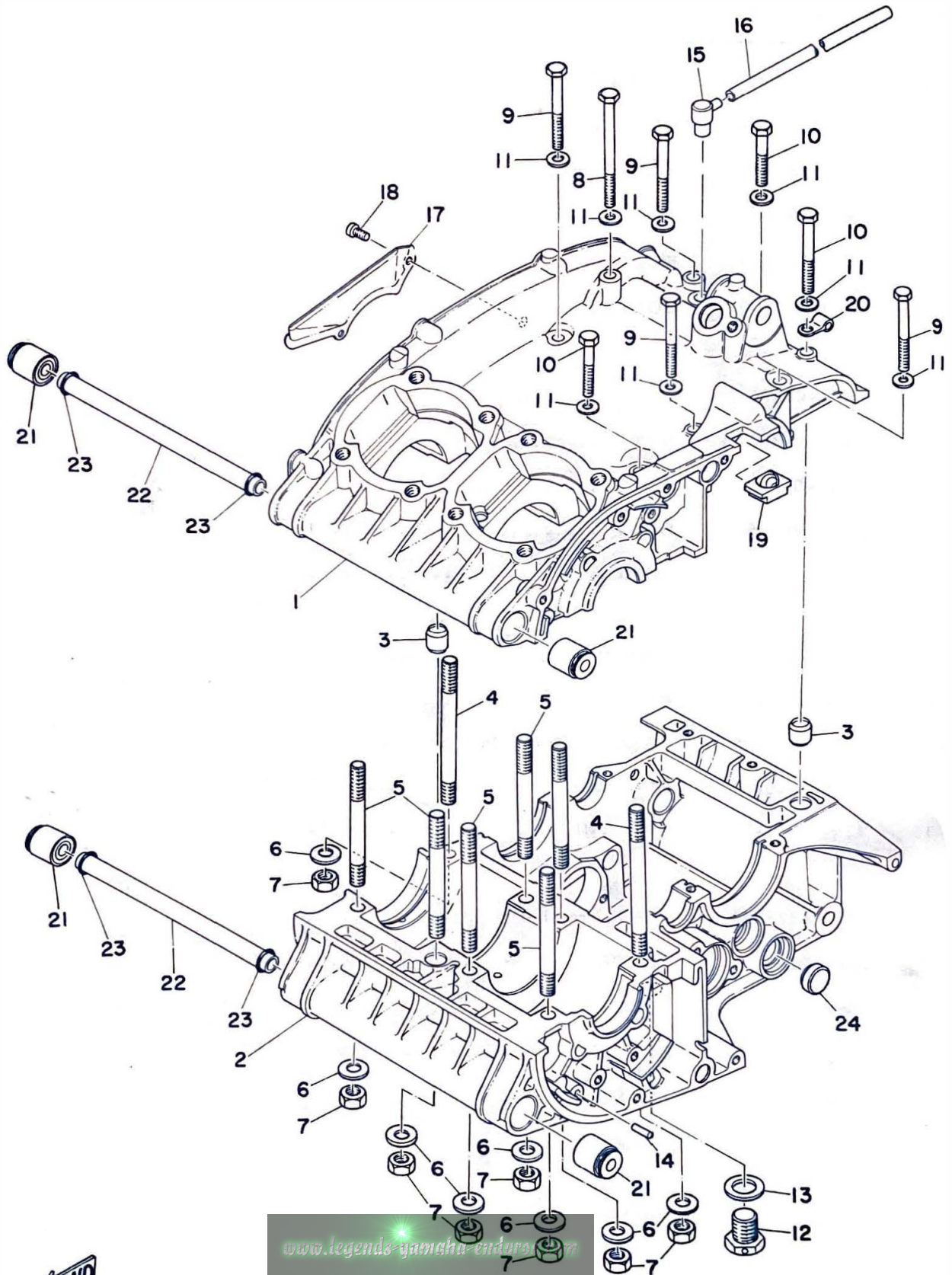


# CRANKCASE

Ref. No.	Part No.	Description	Q'ty		Applicable Machine No.	Remarks
			TD	TR		
2- 0-1	328-15100-00	CRANKCASE ASS'Y .....	1	1		
2- 1	328-15111-00	. CASE, crank upper .....	1	1		Not for sale
2- 2	328-15121-00	. CASE, crank lower .....	1	1		Not for sale
2- 3	91800-08016	PIN, dowel (9.8-12-16) .....	2	2		
2- 4	256-15194-00	BOLT, crankcase stud 3 .....	2	2		
2- 5	256-15193-00	BOLT, crankcase stud 2 .....	6	6		
2- 6	92901-08200	WASHER, plain .....	8	8		
2- 7	98803-08200	NUT .....	8	8		
2- 8	91101-06085	BOLT .....	1	1		
2- 9	91101-06055	BOLT .....	4	4		
2-10	91101-06045	BOLT .....	3	3		
2-11	92901-06200	WASHER, plain .....	8	8		
2-12	239-15351-00	PLUG, drain .....	1	1		
2-13	137-15353-00	GASKET, drain plug (14-21-15) .	1	1		
2-14	93603-14026	PIN, dowel (3-14) .....	1	1		
2-15	120-15371-00	BREATHER .....	1	1		
2-16	248-15373-00	PIPE, breather (5-150) .....	1	1		
2-17	278-15492-00	COVER .....	1	1		
2-18	98501-05010	SCREW, pan head .....	2	2		
2-19	278-15441-00	HOLDER, clutch wire .....	1	1		
2-20	164-82594-00	CLAMP .....	1	1		

[www.legends-yamaha-enduros.com](http://www.legends-yamaha-enduros.com)

Fig. 2 CRANKCASE



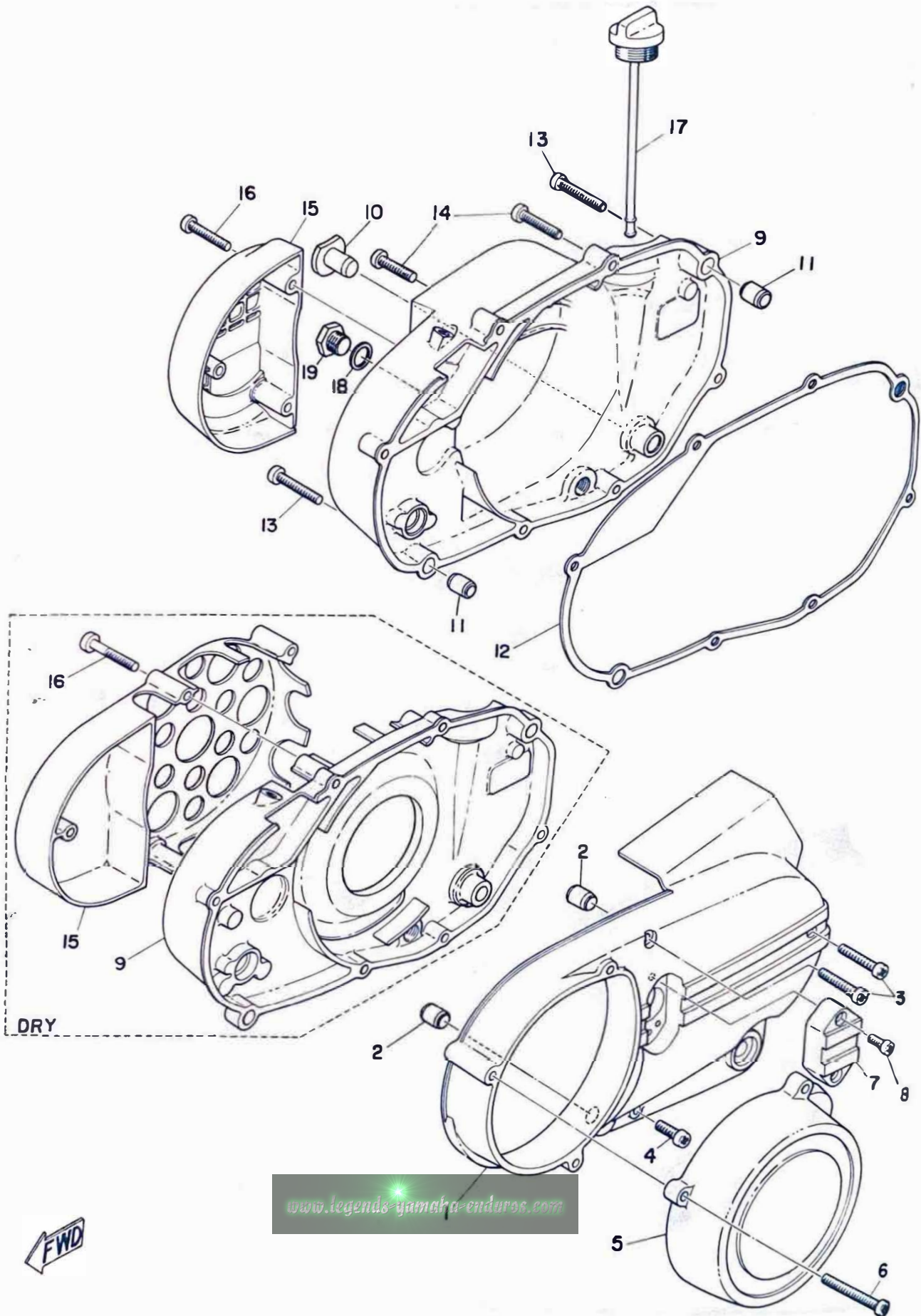
# CRANKCASE

Ref. No.	Part No.	Description	Q'ty		Applicable Machine No.	Remarks
			TD	TR		
2-21	328-15316-00	DAMPER, engine mount .....	4	4		
2-22	328-15317-00	SPACER, engine mount .....	2	2		
2-23	93210-12131	O-RING (1.2-11.7) .....	4	4		
2-24	328-15398-00	PLUG, blind .....	1	1		

[www.legends-yamaha-enduros.com](http://www.legends-yamaha-enduros.com)



Fig. 3 CRANKCASE COVER



[www.legends-yamaha-enduros.com](http://www.legends-yamaha-enduros.com)



# CRANKCASE COVER

Ref. No.	Part No.	Description	Q'ty		Applicable Machine No.	Remarks
			TD	TR		
3- 1	328-15411-00	COVER, crankcase left	1	1		
3- 2	91800-08016	PIN, dowel (9.8-12-16)	2	2		
3- 3	92506-06035	SCREW, pan head	2	2		
3- 4	92506-06020	SCREW, pan head	1	1		
3- 5	328-15415-00	COVER, generator	1	1		
3- 6	92506-06060	SCREW, pan head	3	3		
3- 7	328-15417-00	COVER, cap	1	1		
3- 8	98506-05020	SCREW, pan head	2	2		
3- 9	328-15421-00	COVER, crankcase right	1	1		WET
	328-15421-10	COVER, crankcase right	1	1		DRY
3-10	168-18149-01	PLUG, blind	1	1		
3-11	91800-08016	PIN, dowel (9.8-12-16)	2	2		
3-12	278-15461-00	GASKET, crankcase cover right	1	1		
3-13	92506-06040	SCREW, pan head	2	2		
3-14	92506-06030	SCREW, pan head	6	6		
3-15	328-15416-00	COVER, oil pump	1	1		WET
	328-15416-10	COVER, oil pump	1	1		DRY
3-16	92506-06035	SCREW, pan head	3	3		WET
	92506-06040	SCREW, pan head	5	5		DRY
3-17	278-15363-00	PLUG, oil	1	1		
3-18	137-15353-00	GASKET, drain plug (14-21-1.5)	1	1		
3-19	239-15351-00	PLUG, drain	1	1		

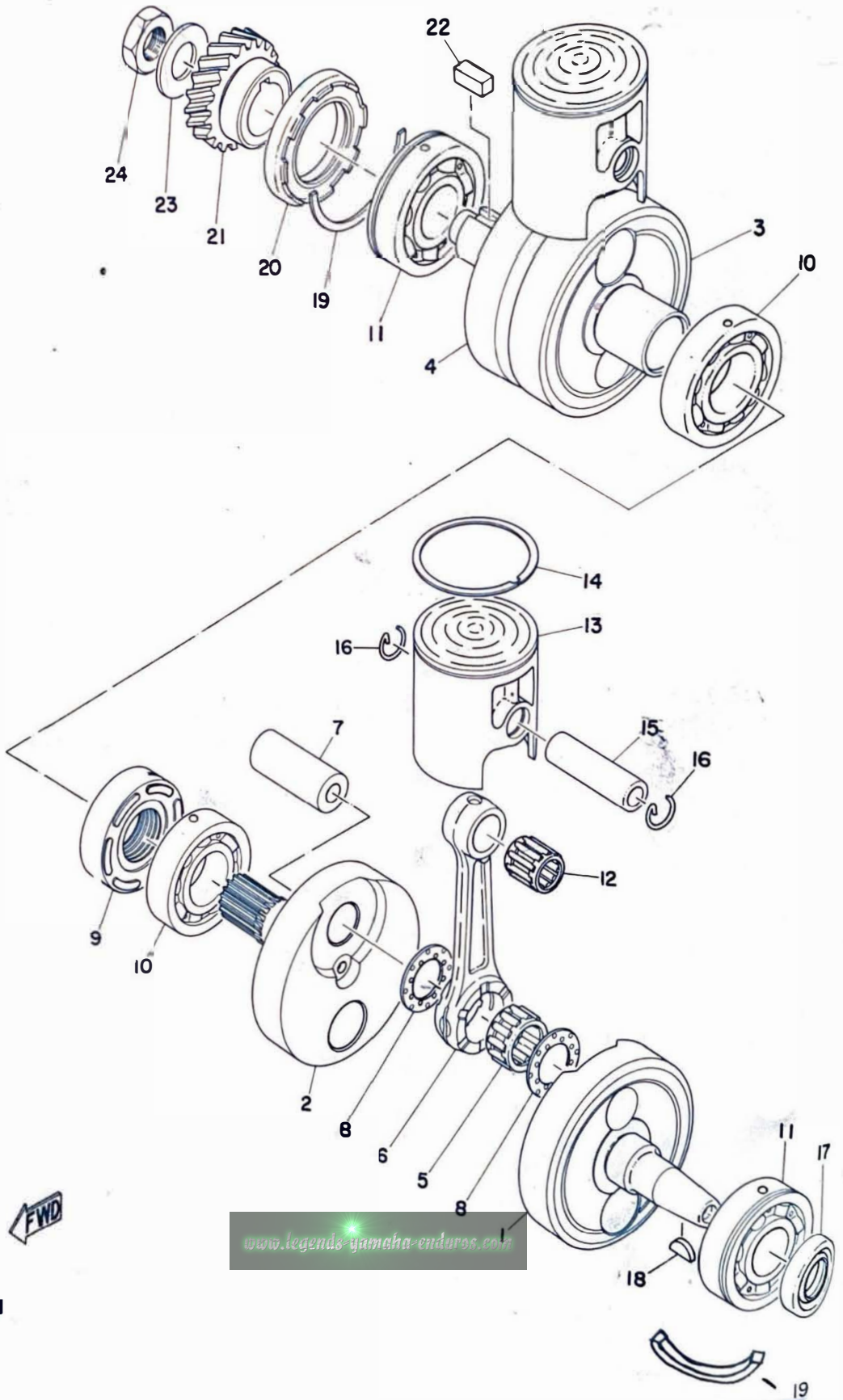
[www.legends-yamaha-enduros.com](http://www.legends-yamaha-enduros.com)



# CRANK · PISTON

Ref. No.	Part No.	Description	Q'ty		Applicable Machine No.	Remarks
			UTD	TR		
4- 0-1	328-11400-01	CRANK ASS'Y .....	1	1		
4- 1	328-11412-01	. CRANK 1, left .....	1	1		
4- 2	328-11422-01	. CRANK 1, right .....	1	1		
4- 3	328-11432-01	. CRANK 2, left .....	1	1		
4- 4	328-11442-01	. CRANK 2, right .....	1	1		
4- 5	93310-42255	. BEARING, con-rod big end (22-28-16) .....	2	2		
4- 6	328-11650-09	CONNECTING ROD ASSY .....	2	2		
4- 7	278-11681-00	. . PIN, crank .....	2	2		
4- 8	164-11685-00	. WASHER, crank pin .....	4	4		
4- 9	328-11515-00	. SEAL, labyrinth .....	1	1		
4-10	93306-20605	. BEARING (6206 special) (32-62-16) .....	2	2		
4-11	93306-30511	. BEARING (6305 special) .....	2	2		
4-12	93310-21630	BEARING, con-rod small end (16-20-19) .....	2			
	93310-21632	BEARING, con-rod small end (16-20-22) .....		2		
4-13	329-11631-00-96	PISTON (53.96mm) .....		} U.R 2		
		PISTON (53.97mm) .....				
		PISTON (53.98mm) .....				
		PISTON (53.99mm) .....				
	328-11631-00-96	PISTON (63.96mm) .....		} U.R 2		
		PISTON (63.97mm) .....				
		PISTON (63.98mm) .....				
		PISTON (63.99mm) .....				
4-14	329-11611-00	RING, piston .....	2			
	328-11611-00	RING, piston .....		2		

Fig. 4 CRANK · PISTON

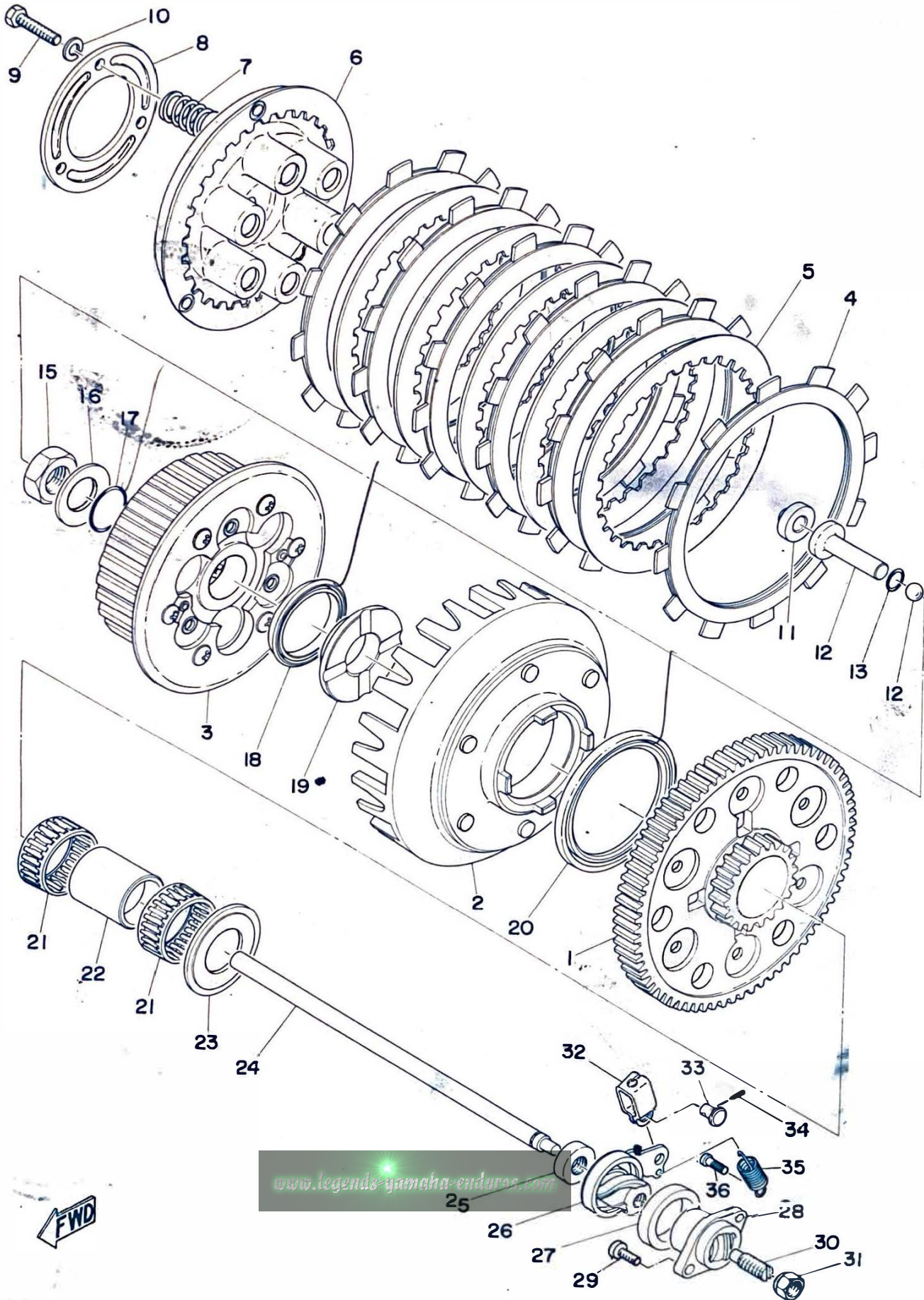


# CRANK · PISTON

Ref. No.	Part No.	Description	Q'ty		Applicable Machine No.	Remarks
			TD	TR		
4-15	280-11633-00	PIN, piston .....	2			
	278-11633-00	PIN, piston .....		2		
4-16	<del>137-11634-00</del>	CLIP, piston pin .....	4	4		
4-17	93103-20046	OIL SEAL (SW-20-40-10) .....	1	1'		
4-18	150-11545-00	KEY, woodruff .....	1	1		
4-19	278-17424-00	CIRCLIP .....	2	2		
4-20	93103-40058	OIL SEAL (SW40-62-10 special) .	1	1		
4-21	329-16111-00	GEAR, primary drive (23TY <del>1:7</del> )	1			
	328-16111-00	GEAR, primary drive (25T) <del>1:7</del>		1		
4-22	278-11546-00	KEY, woodruff .....	1	1		
4-23	214-16119-00	SPRING, bellevile .....	1	1		
4-24	168-11555-00	NUT, crank shaft .....	1	1		
4-25	<del>328-11513-00</del>	COLLAR, Dist. ....	1	1		

[www.legends-yamaha-enduros.com](http://www.legends-yamaha-enduros.com)

Fig. 6 CLUTCH (DRY) (ALTERNATE PARTS)

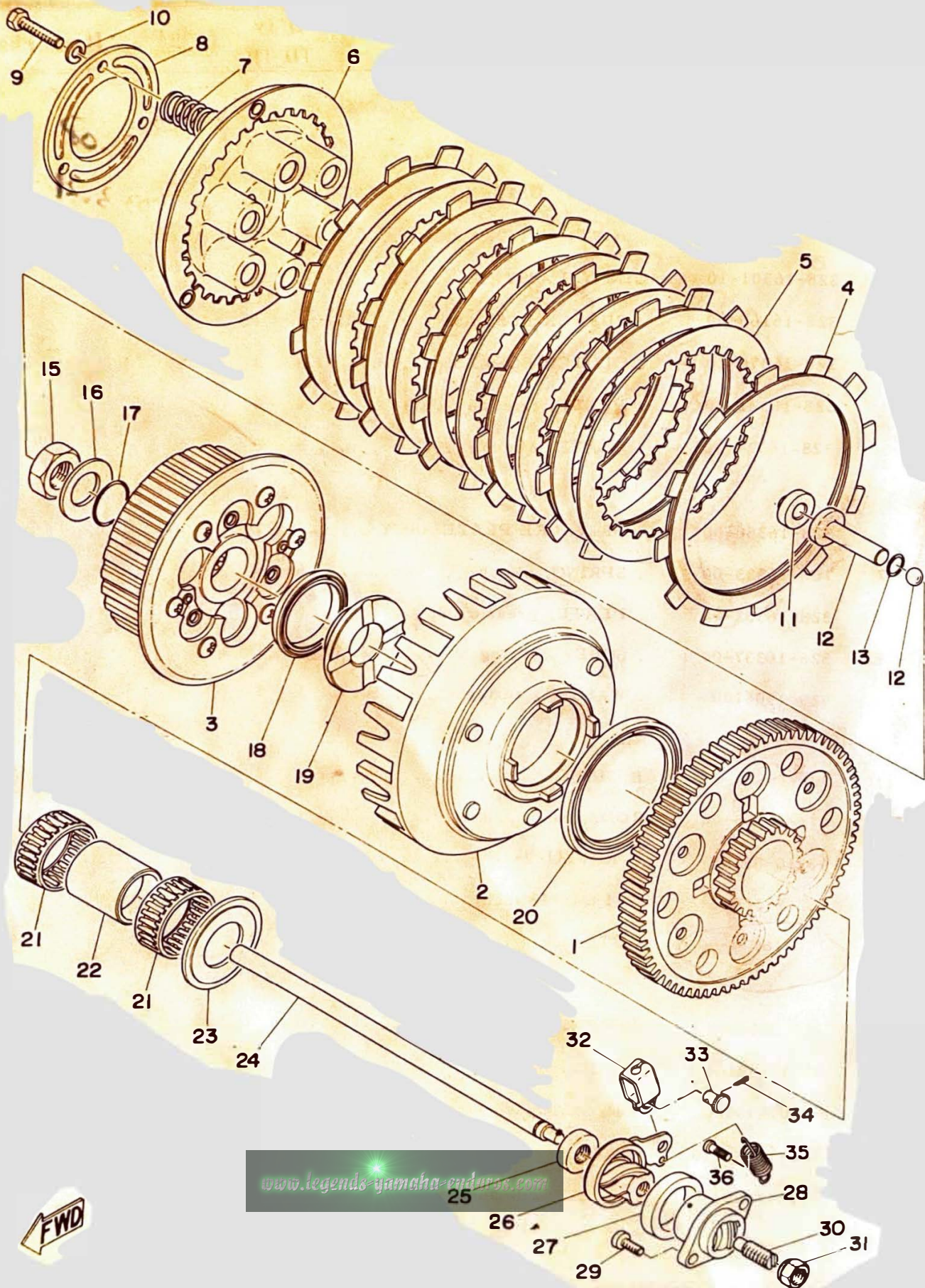


## CLUTCH (DRY) (ALTERNATE PARTS)

Ref. No.	Part No.	Description	Q'ty		Applicable Machine No.	Remarks
			TD	TR		
6- 1	329-16150-10	PRIMARY DRIVEN GEAR COMP. (74T) .....	1			
	328-16150-10	PRIMARY DRIVEN GEAR COMP. (77T) .....		1		
6- 0-1	328-16301-10	CLUTCH ASSY .....	1	1		
6- 2	328-16160-00	. BUFFER BOSS ASS'Y .....	1	1		
6- 3	328-16370-10	. CLUTCH BOSS ASS'Y .....	1	1		
6- 4	328-16321-10	. PLATE, friction .....	6	6		
6- 5	328-16324-10	. PLATE, clutch .. ...	5	5		
6- 6	328-16350-00	. PRESSURE PLATE ASS'Y .....	1	1		
6- 7	168-16333-00	. SPRING, clutch .....	6	6		
6- 8	328-16352-00	. PLATE, pressure 2 .....	1	1		
6- 9	328-16337-00	. SCREW, spring .....	3	3		
6-10	92901-06100	. WASHER, spring .....	3	3		
6-11	328-16366-10	BUSHING .....	1	1		
6-12	174-16356-00	ROD, push .....	1	1		
6-13	93210-09165	O-RING (1.9-8.8) .....	1	1		
6-14	93505-16006	BALL (5/16 inch) .....	1	1		
6-15	156-16174-00	NUT, lock .....	1	1		
6-16	214-16119-00	SPRING, bellevile .....	1	1		
6-17	93210-22164	O-RING (1.9-21.5) .....	1	1		
6-18	93107-40006	OIL SEAL (OS-40-52-7) .....	1	1		
6-19	328-16182-10	SPACER 2 .....	1	1		
6-20	93101-66045	OIL SEAL (S-66-80-6) .....	1	1		



Fig. 6 CLUTCH (DRY) (ALTERNATE PARTS)

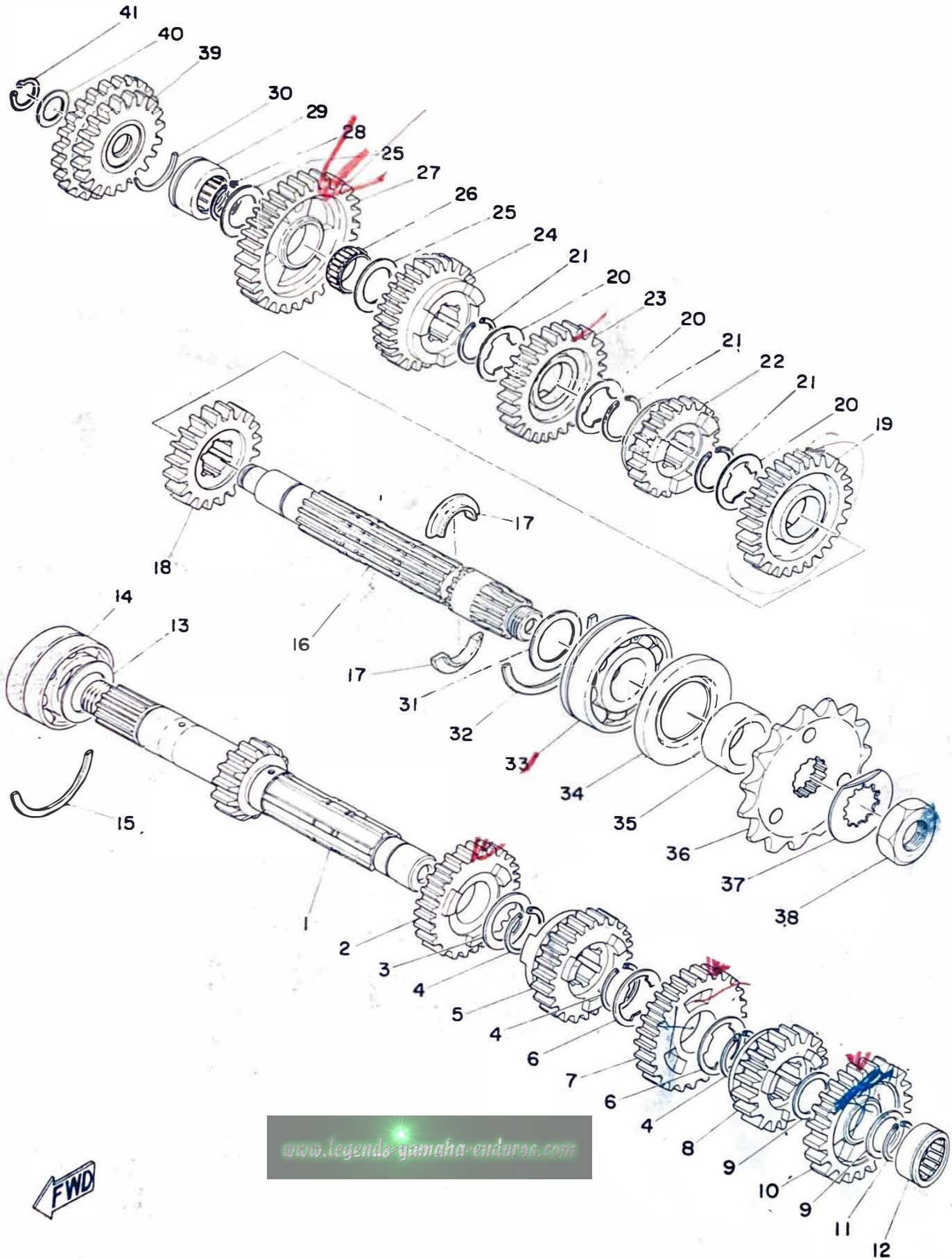


## CLUTCH (DRY) (ALTERNATE PARTS)

Ref. No.	Part No.	Description	Q'ty		Applicable Machine No.	Remarks
			TD	TR		
6-21	93310-23356	BEARING (33-37-17) .....	2	2		
6-22	328-16181-00	SPACER .....	1	1		
6-23	278-16154-00	PLATE, thrust .....	1	1		
6-24	328-16357-00	ROD, push .....	1	1		
6-25	237-15389-00	SEAL, push rod .....	1	1		
6-26	278-16340-00	PUSH LEVER ASS'Y .....	1	1		
6-27	214-16347-01	SEAL, dust .....	1	1		
6-28	256-16396-01	HOUSING, push screw .....	1	1		
6-29	98501-05012	SCREW, pan head .....	2	2		
6-30	256-16343-01	SCREW, adjusting .....	1	1		
6-31	214-16344-00	NUT, adjusting .....	1	1		
6-32	214-16389-00	JOINT .....	1	1		
6-33	214-16379-00	PIN .....	1	1		
6-34	91401-10010	PIN, cotter .....	1	1		
6-35	168-16345-00	SPRING, return .....	1	1		
6-36	132-16346-00	HOOK, spring .....	1	1		

[www.legends-yamaha-enduro.com](http://www.legends-yamaha-enduro.com)

Fig. 7 TRANSMISSION



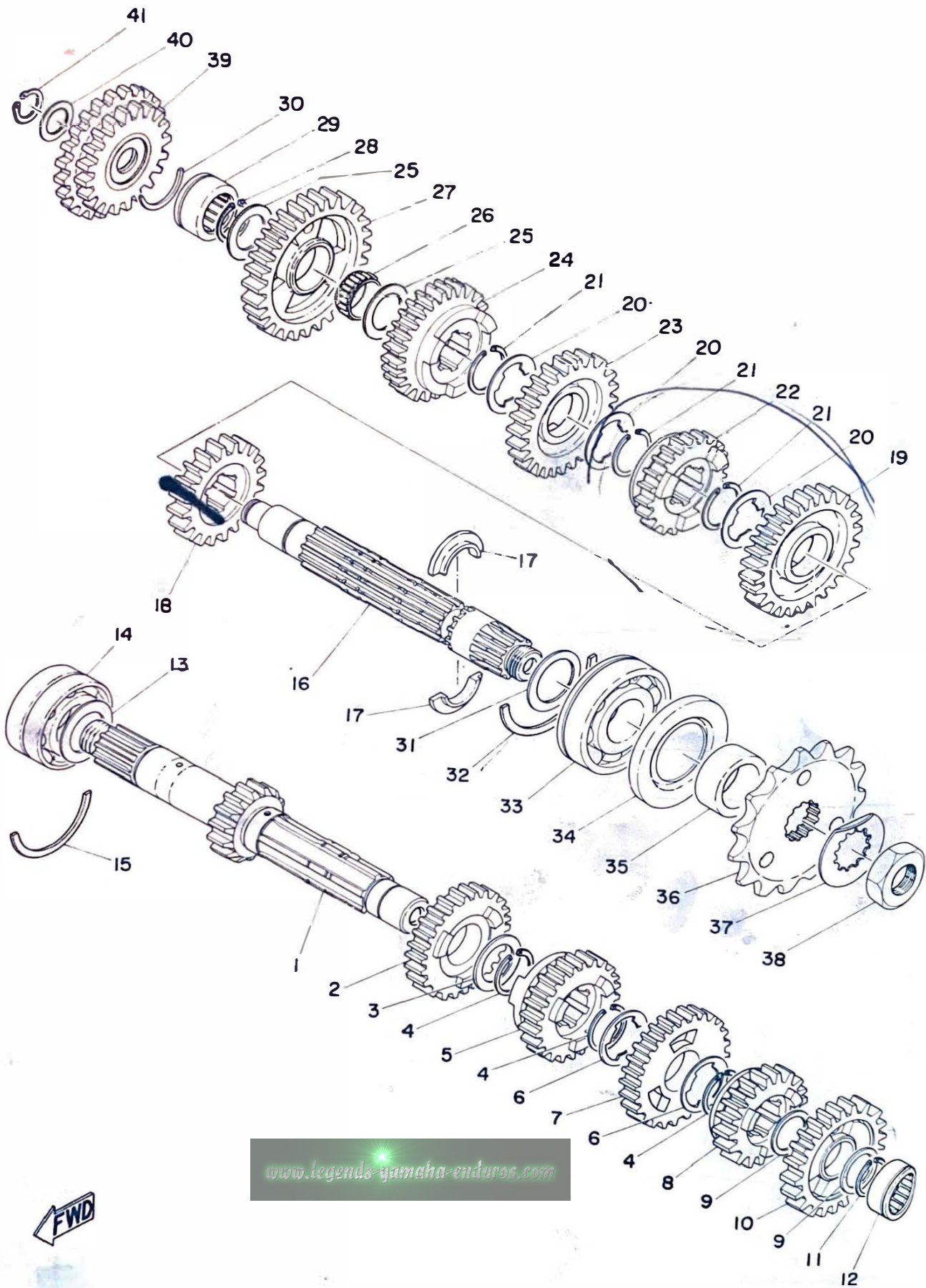
FWD

# TRANSMISSION

Ref. No.	Part No.	Description	Q'ty		Applicable Machine No.	Remarks
			TD	TR		
7- 1	328-17411-00	AXLE, main (15T) . . . . .	1			
7- 2	328-17141-00	GEAR, 4th pinion (26T) . . . . .	1	1		
7- 3	152-17226-00	WASHER, gear hold 2 (25-32-1) . . . . .	1			
7- 4	93440-25008	CIRCLIP (25 $\phi$ special) . . . . .	3	3		
7- 5	328-17131-00	GEAR, 3rd pinion (24T) . . . . .	1	1		
7- 6	328-17216-00	WASHER, gear hold 1 . . . . .	2	2		ALTERNATE PARTS
7- 7	328-17161-00	GEAR, 6th pinion (27T) . . . . .	1	1		ALTERNATE PARTS
7- 8	328-17121-00	GEAR, 2nd pinion (19T) . . . . .	1	1		
7- 9	132-17216-00	WASHER, gear hold (22-25-1) . . . . .	2	2		
7-10	328-17151-00	GEAR, 5th pinion (23T) . . . . .	1	1		
7-11	93410-20009	CIRCLIP (S-20) . . . . .	1	1		
7-12	93311-22005	BEARING (20-30-15) . . . . .	1			
7-13	168-17428-01-03	SHIM, drive axle (25-34-0.3) . . . . .			U, R, U, R	
	168-17428-01-05	SHIM, drive axle (25-34-0.5) . . . . .				
7-14	93305-20502	BEARING (25-52-20.6) . . . . .	1	1		
7-15	93440-52009	CIRCLIP . . . . .	1	1		
7-16	328-17421-00	AXLE, drive . . . . .	1	1		
7-17	156-17429-00	SPACER, drive axle . . . . .	2	2		
7-18	328-17251-00	GEAR, 5th wheel (20T) . . . . .	1	1		
7-19	328-17221-00	GEAR, 2nd wheel (27T) . . . . .	1	1		
7-20	328-17216-00	WASHER, gear hold 1 . . . . .	3	3		
7-21	93440-25008	CIRCLIP (25 $\phi$ special) . . . . .	3	3		
7-22		GEAR, 6th wheel (22T) . . . . .	1	1		
7-23	328-17231-00	GEAR, 3rd wheel (27T) . . . . .	1	1		

www.legend3.com  
www.yamaha-enduros.com

Fig. 7 TRANSMISSION



[www.legends-yamaha-enduro.com](http://www.legends-yamaha-enduro.com)

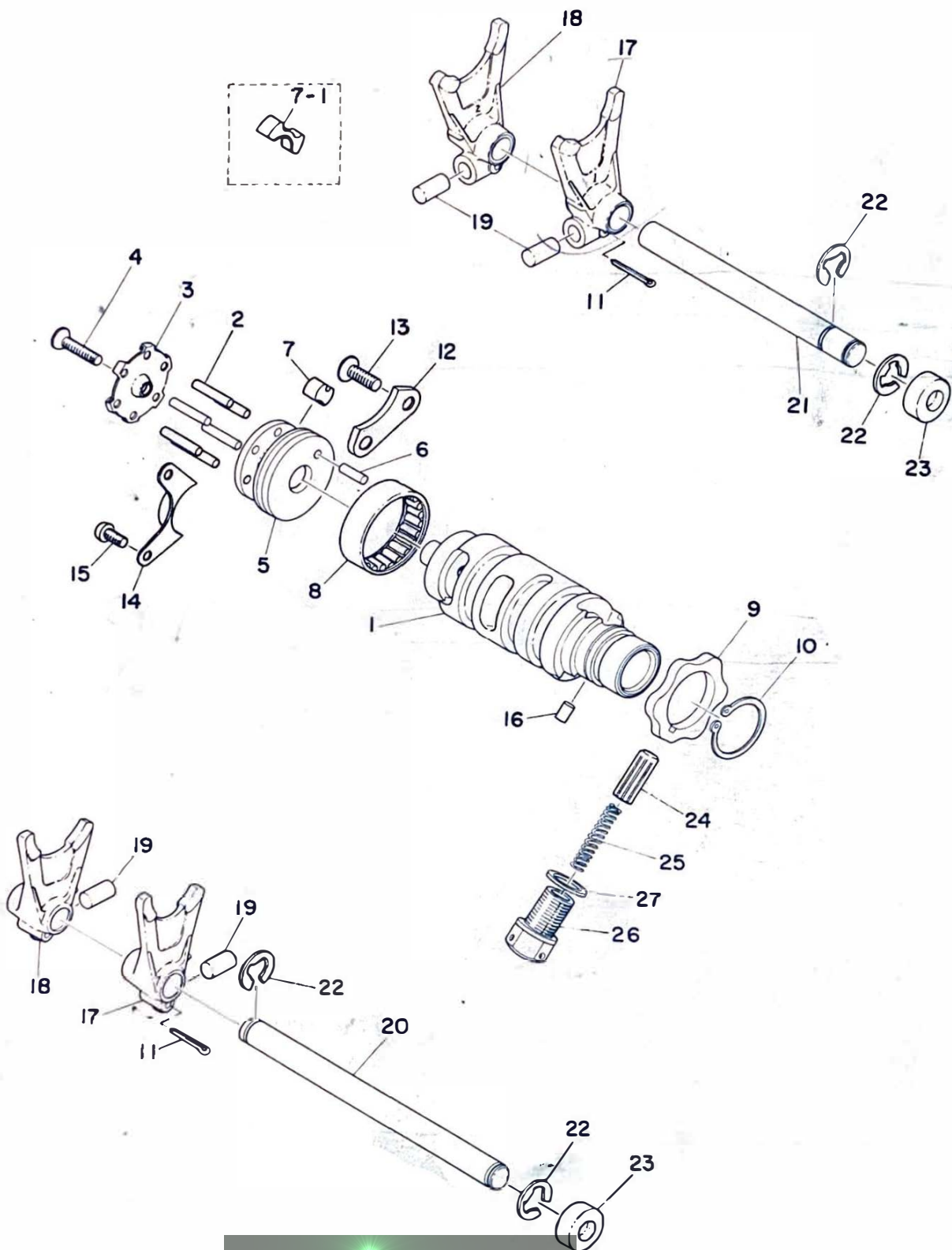


# TRANSMISSION

Ref. No.	Part No.	Description	Q'ty		Applicable Machine No.	Remarks
			TD	TR		
7-24	328-17241-00	GEAR, 4th wheel (25T) .....	1	1		
7-25	328-17116-00	WASHER, gear hold (202-30-1.0)	2	2		
7-26	93310-22057	BEARING (20-24-10) .....	1	1		
7-27	328-17211-00	GEAR, 1st wheel (29T) .....	1	1		
7-28	93410-20009	CIRCLIP (S-20) .....	1	1		
7-29	93311-42006	BEARING (20-33-15) .....	1	1		
7-30	278-17425-00	CIRCLIP .....	1	1		
7-31	168-17428-01-03	SHIM, drive axle (25-34-0.3)...	}	U.R	U.R	
	168-17428-01-05	SHIM, drive axle (25-34-0.5) ...				
7-32	278-17424-00	CIRCLIP .....	1	1		
7-33	93306-30504	BEARING (6305N special) .....	1	1		
7-34	93102-35054	OIL SEAL (SD-35-62-6) .....	1	1		
7-35	169-17462-00	COLLAR, distance (25-35-17.5) .	1	1		
7-36	170-17461-50	SPROCKET (15T) .....	1	1		
	170-17461-60	SPROCKET (16T) .....	1	1		
	170-17461-70	SPROCKET (17T) .....	1	1		TR3 STD TD3 at 5 SPEED
7-37	156-17464-01	WASHER, lock .....	1	1		
7-38	152-17463-00	NUT, lock .....	1	1		
7-39	278-15650-00	IDLER GEAR ASS'Y (22T & 27T).	1	1		
7-40	164-17417-00	SHIM, main axle (15.2-20-1) ....	1	1		
7-4	93410-15005	CIRCLIP (S-15) .....	1	1		

[www.legends-yamaha-enduros.com](http://www.legends-yamaha-enduros.com)

Fig. 8 SHIFTER A



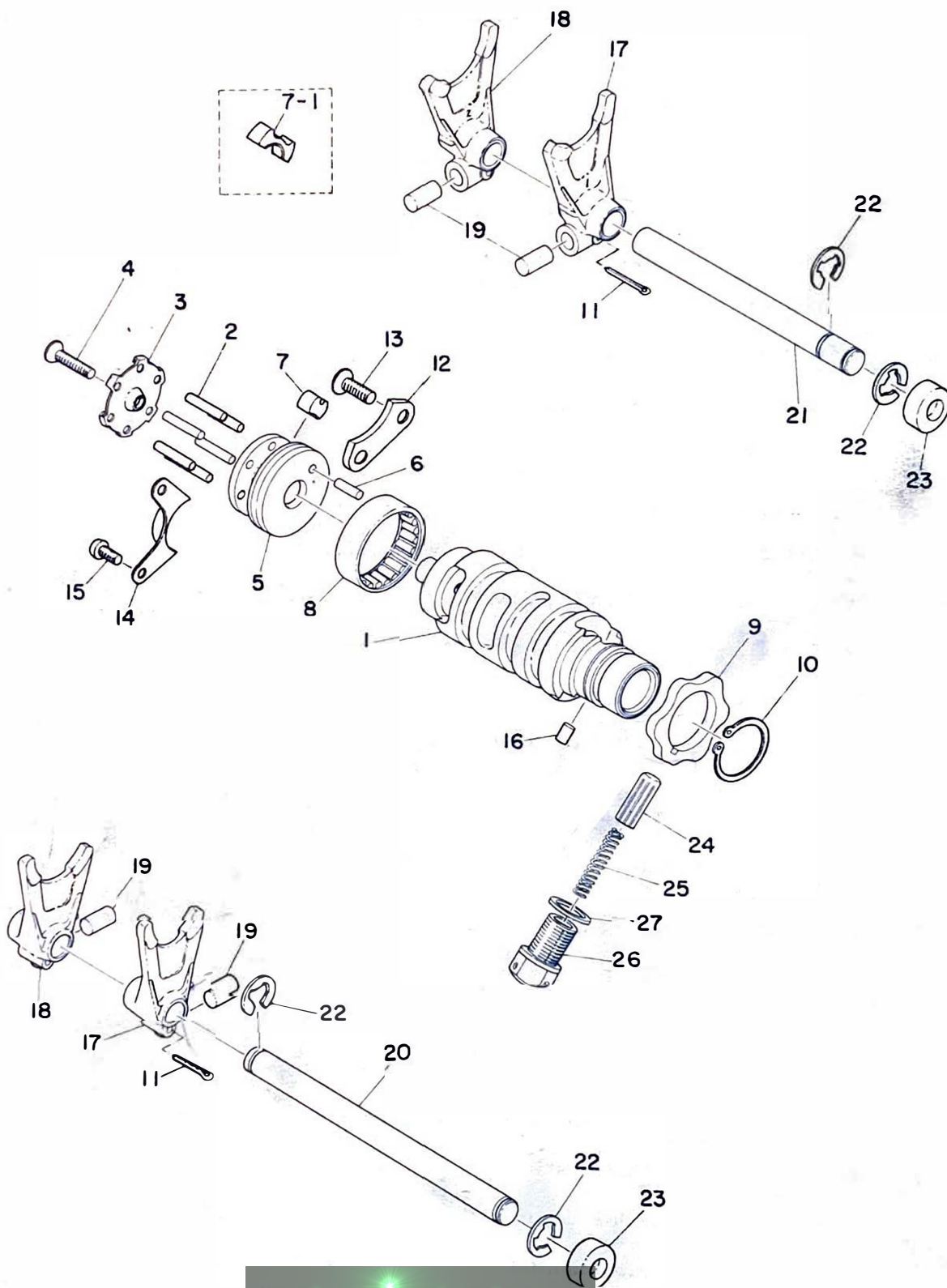
[www.legends-yamaha-enduro.com](http://www.legends-yamaha-enduro.com)

# SHIFTER A

Ref. No.	Part No.	Description	Q'ty		Applicable Machine No.	Remarks
			TD	TR		
8- 0-1	328-18540-00	CAM SHIFT ASS'Y .....	1	1		5 SPEED
		CAM SHIFT ASS'Y .....	1	1		6 SPEED
8- 1		. CAM, shift .....	1	1		Not for sale
		. CAM, shift .....	1	1		Not for sale
8- 2	93604-22050	. PIN, dowel (4-21.8) .....	6	6		
8- 3	328-18561-00	. PLATE, side 1 .....	1	1		
8- 4	98701-05018	. SCREW, flat head .....	1	1		
8- 5	328-18185-00	. SEGMENT .....	1	1		
8- 6	93604-14012	. PIN, dowel .....	1	1		
8- 7	328-18352-00	. PLATE, pawl .....	1	1		5 SPEED
8- 7-1	328-18352-10	. PLATE, pawl .....	1	1		6 SPEED
8- 8	93315-23612	. BEARING (36-46-12) .....	1	1		
8- 9	328-18141-00	PLATE, stopper .....	1	1		
8-10	93410-30012	CIRCLIP (S-30) .....	1	1		
8-11	91401-25025	PIN, cotter .....	4	4		
8-12	328-18562-00	PLATE, stopper .....	1	1		
8-13	92701-06015	SCREW, flat head .....	2	2		
8-14	328-18179-00	GUIDE, change lever .....	1	1		
8-15	98501-05010	SCREW, pan head .....	2	2		
8-16	93604-08071	PIN, dowel (4-8) .....	1	1		
8-17	328-18511-00	FORK, shift 1 .....	2	2		
8-18	328-18512-00	FORK, shift 2 .....	2	2		
8-19	278-18552-00	PIN, cam follower .....	4	4		
8-20	278-18531-00	BAR, shift fork guide 1 .....	1	1		



Fig. 8 SHIFTER A



[www.legends-yamaha-enduros.com](http://www.legends-yamaha-enduros.com)

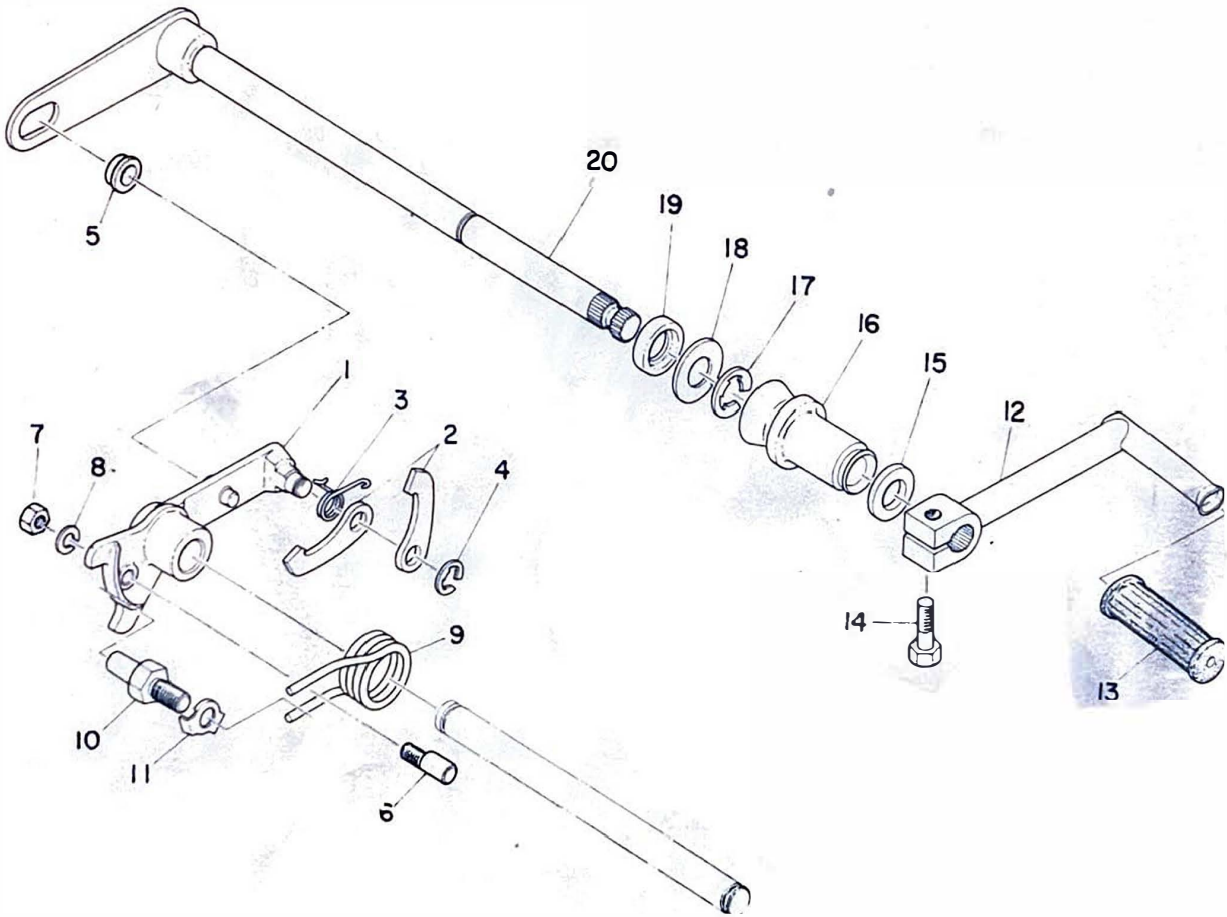


# SHIFTER A

Ref. No.	Part No.	Description	Q'ty		Applicable Machine No.	Remarks
			TD	TR		
8-21	278-18535-00	BAR, shift fork guide 2 .....	1	1		
8-22	93430-10016	CIRCLIP (E-10) .....	4	4		
8-23	278-18149-00	PLUG, blind .....	2	2		
8-24	328-18547-00	STOPPER, cam .....	1	1		
8-25	278-18557-00	SPRING, cam stopper .....	1	1		
8-26	328-18577-00	SCREW, spring, .....	1	1		
8-27	137-15353-00	GASKET, drain plug (14-21-1.5) .	1	1		

[www.legends-yamaha-enduros.com](http://www.legends-yamaha-enduros.com)

Fig. 9 SHIFTER B

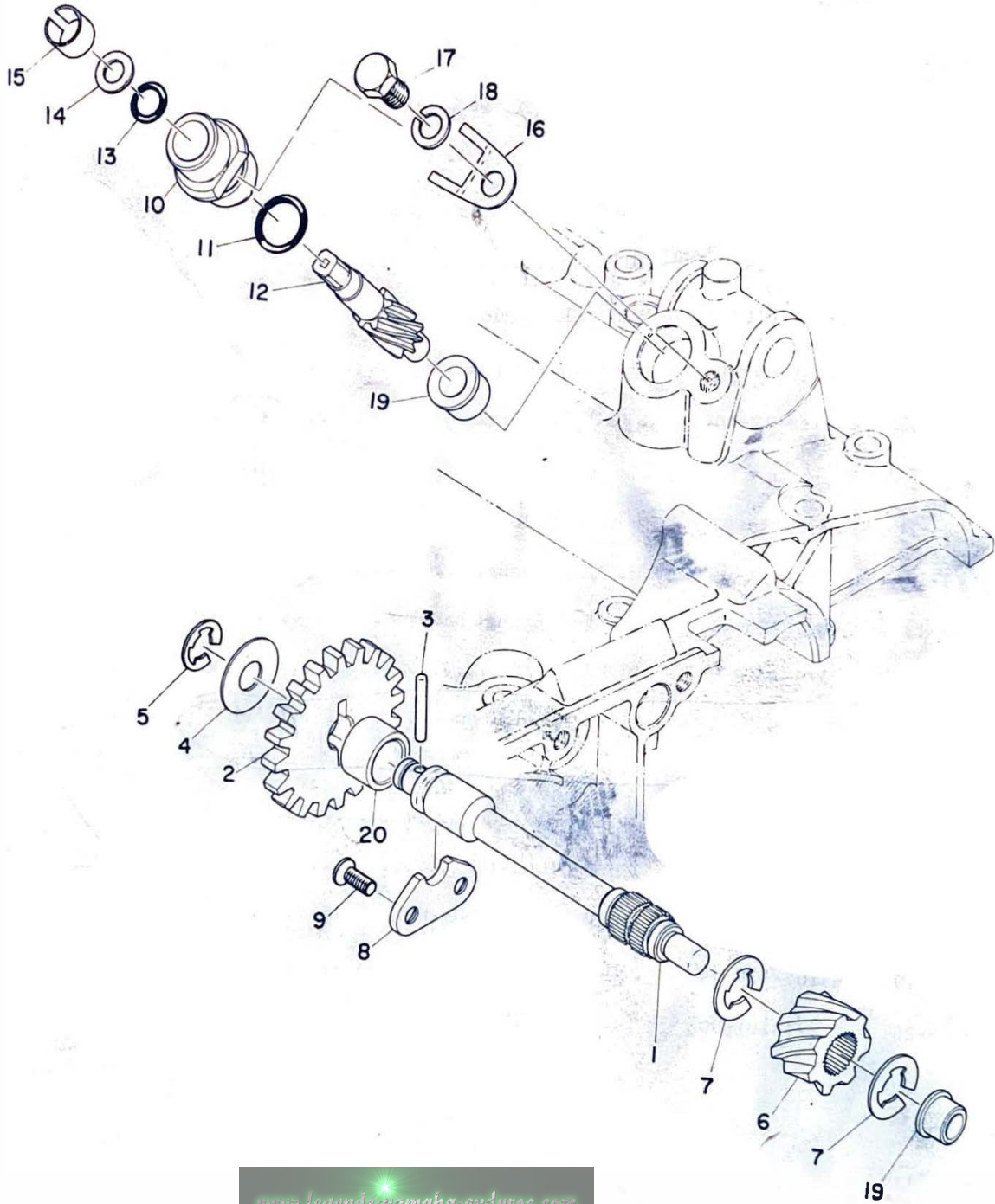


# SHIFTER B

Ref. No.	Part No.	Description	Q'ty		Applicable Machine No.	Remarks
			TD	TR		
9- 1	328-18128-00	BRACKET .....	1	1		
9- 2	328-18151-00	LEVER, change 3 .....	2	2		
9- 3	214-18123-00	SPRING .....	1	1		
9- 4	93430-07012	CIRCLIP (E-7) .....	1	1		
9- 5	214-18178-00	ROLLER, change lever .....	1	1		
9- 6	214-18186-00	SCREW, adjusting .....	1	1		
9- 7	98801-06100	NUT .....	1	1		
9- 8	92901-06100	WASHER, spring .....	1	1		
9- 9	278-18124-00	SPRING, shaft return .....	1	1		
9-10	278-18127-00	STOPPER, screw .....	1	1		
9-11	214-18139-02	WASHER, lock .....	1	1		
9-12	328-18111-00-93	PEDAL, change .....	1	1		
9-13	240-18113-00	COVER, change pedal .....	1	1		
9-14	91101-06020	BOLT .....	1	1		
9-15	170-18132-00	SEAL, change shaft .....	1	1		
9-16	278-18131-00	BOOT, sealing .....	1	1		
9-17	93430-10016	CIRCLIP (E-10) .....	1	1		
9-18	137-18137-00	WASHER (12-22.5-1.5) .....	1	1		
9-19	93101-12004	OIL SEAL (S-12-Z2-5) .....	1	1		
9-20	278-18101-00	CHANGE SHAFT ASS'Y .....	1	1		

[www.legends-yamaha-enduros.com](http://www.legends-yamaha-enduros.com)

Fig. 10 TACHOMETER GEAR



[www.legends-yamaha-enduros.com](http://www.legends-yamaha-enduros.com)

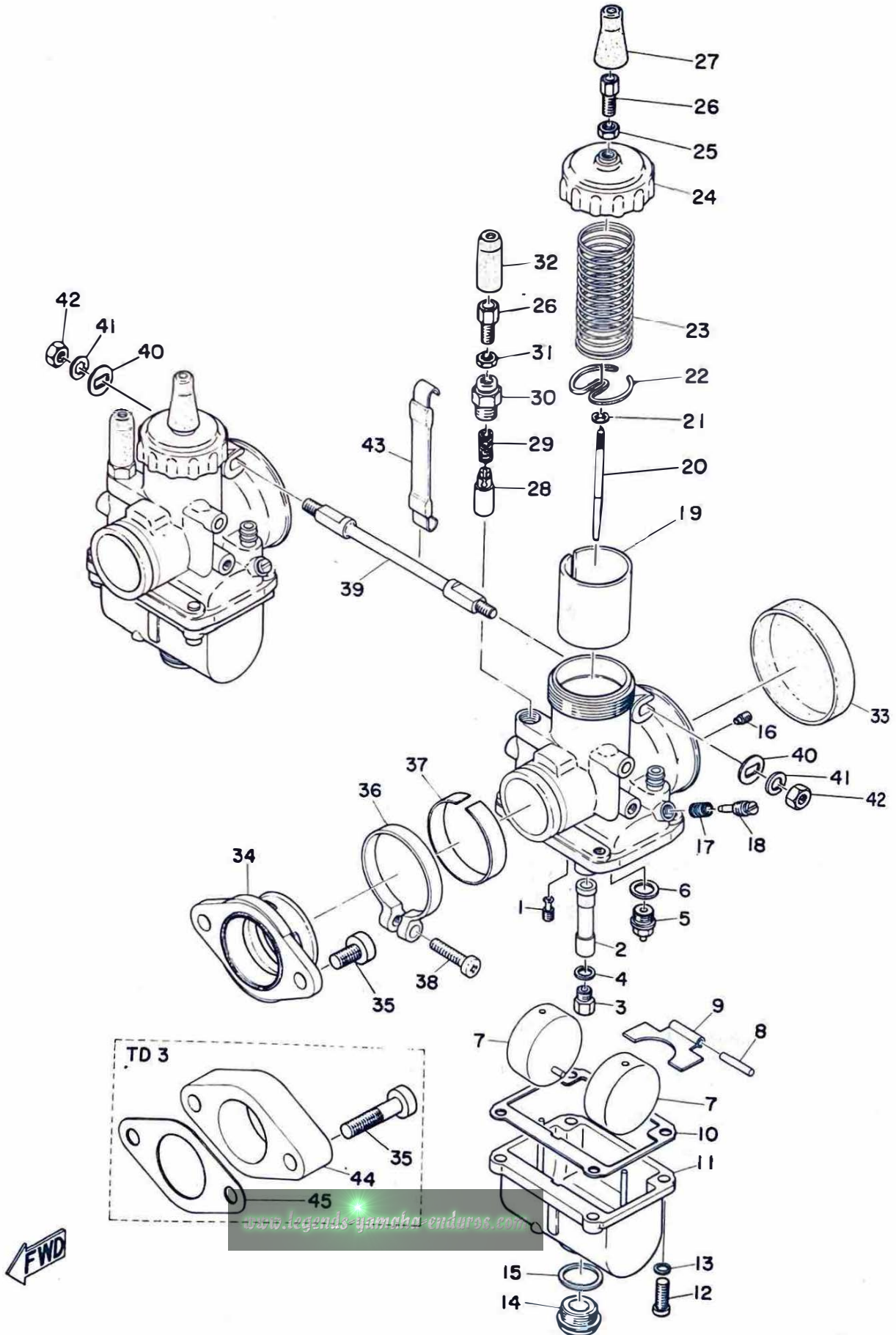


# TACHOMETER GEAR

Ref. No.	Part No.	Description	Q'ty		Applicable Machine No.	Remarks
			TD	TR		
10- 1	278-17861-00	AXLE .....	1	1		
10- 2	280-17851-00	GEAR, primary .....	1			
	278-17851-00	GEAR, primary .....		1		
10- 3	93603-22028	PIN, dowel (3-21.8) .....	1	1		
10- 4	102-18138-00	WASHER (10.2-24-1) .....	1	1		
10- 5	93430-08006	CIRCLIP (E-8) .....	1	1		
10- 6	278-17831-00	GEAR, drive .....	1	1		
10- 7	93430-10016	CIRCLIP (E-10) .....	2	2		
10- 8	278-17812-00	STOPPER .....	1	1		
10- 9	98701-05012	SCREW, flat head .....	2	2		
10-10	214-17811-01	HOUSING .....	1	1		
10-11	93210-13016	O-RING (1.8-13) .....	1	1		
10-12	214-17841-01	GEAR, driven .....	1	1		
10-13	93210-07100	O-RING (2.2-7.2) .....	1	1		
10-14	214-17847-00	SHIM (7.5-10.8-0.4) .....	1	1		
10-15	214-17815-00	BUSHING .....	1	1		
10-16	214-17812-00	STOPPER .....	1	1		
10-17	91201-06010	BOLT .....	1	1		
10-18	92901-06100	WASHER, spring .....	1	1		
10-19	214-17843-00	BUSHING .....	2	2		
10-20	278-17833-00	BUSHING .....	1	1		

[www.legends-yamaha-enduros.com](http://www.legends-yamaha-enduros.com)

Fig. 11 CARBURETOR

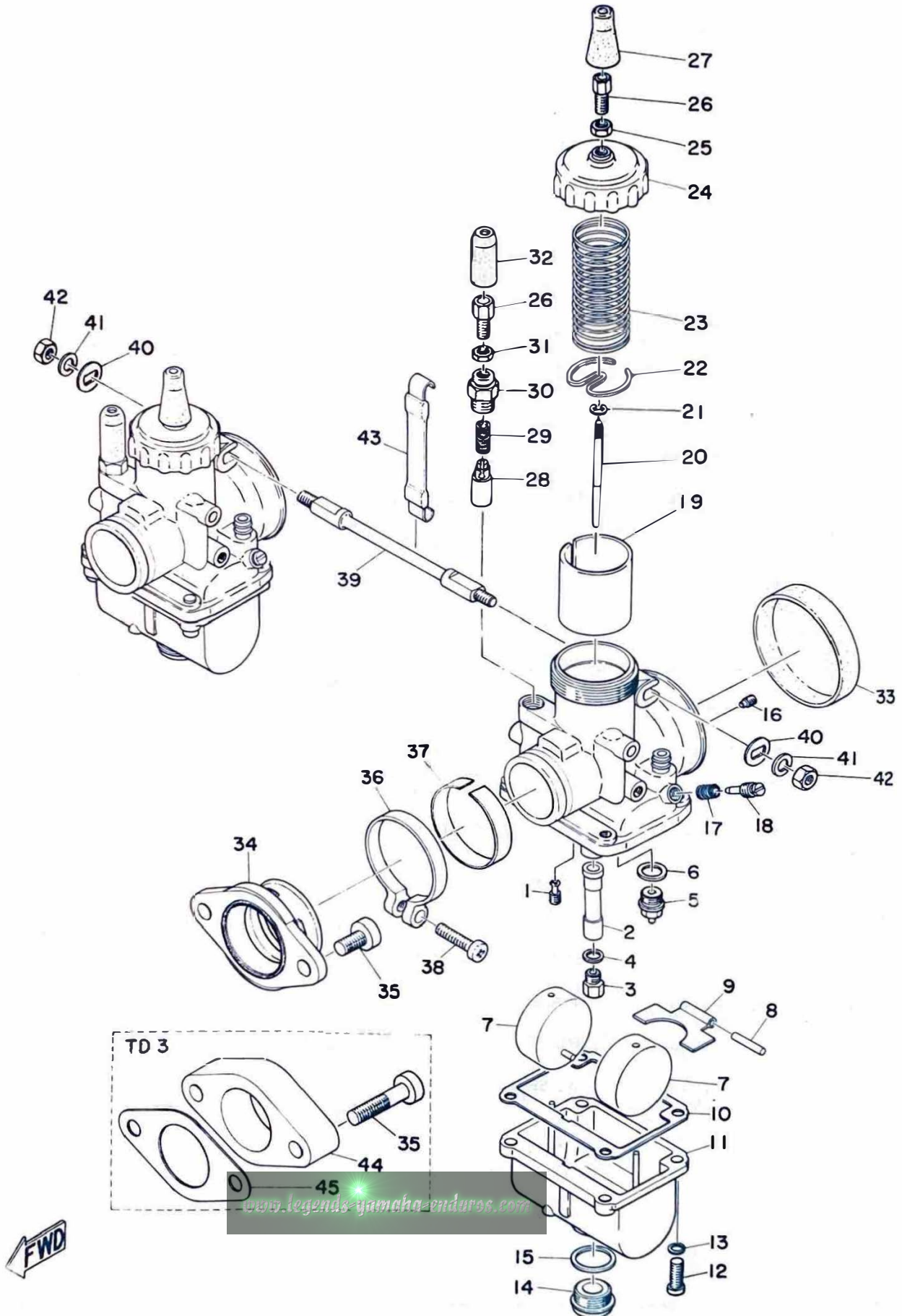


# CARBURETOR

Ref. No.	Part No.	Description	Q'ty		Applicable Machine No.	Remarks
			TD	TR		
11- 0-1	329-14101-00	CARBURETOR ASS'Y .....	2			
	328-14101-00	CARBURETOR ASS'Y .....		2		
11- 1	193-14142-70	. JET, pilot #70 .....	2	2		
11- 2	239-14141-32	. NOZZLE, main (0-2) .....	2	2		
11- 3	137-14143-68	. JET, main (#340) .....	2	2		
	137-14143-70	. JET, main (#350) .....	2	2		
	137-14143-72	. JET, main (#360) .....	2	2		TR3 STD
	137-14143-74	. JET, main (#370) .....	2	2		TD3 STD
	137-14143-76	. JET, main (#380) .....	2	2		
	137-14143-78	. JET, main (#390) .....	2	2		
11- 4	137-14153-00	. WASHER, main jet .....	2	2		
11- 5	239-14190-33	. VALVE SEAT ASS'Y (#3.3) ....	2	2		
11- 6	239-14195-00	. WASHER, valve seat .....	2	2		
11- 7	239-14185-00	. FLOAT .....	4	4		
11- 8	127-14186-00	. PIN, float .....	2	2		
11- 9	239-14187-01	. ARM, float .....	2	2		
11-10	239-14184-00	. GASKET, float chamber .....	2	2		
11-11	239-14181-00	. BODY, float chamber .....	2	2		
11-12	98501-05015	. SCREW, pan head .....	8	8		
11-13	92901-05100	. WASHER, spring .....	8	8		
11-14	239-14115-00	. PLUG, screw .....	2	2		
11-15	239-14117-00	. WASHER, screw plug .....	2	2		
11-16	239-14172-20	. JET, air (#2.0) .....	2	2		
11-17	127-14134-00	. SPRING, air adjusting .....	2	2		
11-18	152-14123-00	. SCREW, air adjusting .....	2	2		



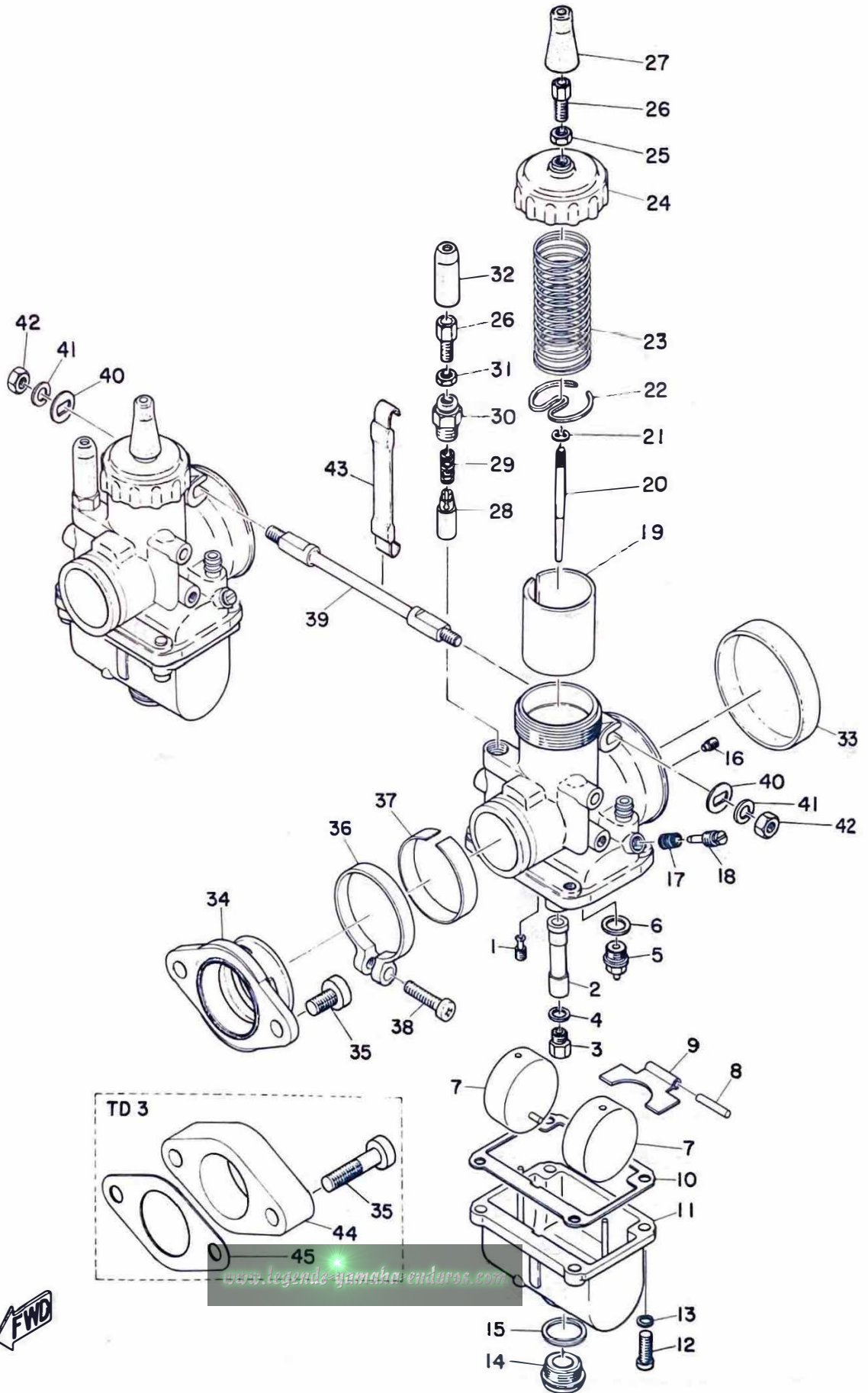
Fig. 11 CARBURETOR



# CARBURETOR

Ref. No.	Part No.	Description	Q'ty		Applicable Machine No.	Remarks
			TD	TR		
11-19	239-14112-30	. VALVE, throttle (#3.0) . . . . .	2	2		
11-20	239-14116-09	. NEEDLE (6F9-3) . . . . .	2	2		
11-21	164-14137-00	. CLIP . . . . .	2	2		
11-22	239-14136-00	. SEAT, spring . . . . .	2	2		
11-23	239-14131-00	. SPRING, throttle valve . . . . .	2	2		
11-24	239-14158-00	. TOP, mixing chamber . . . . .	2	2		
11-25	802-14161-00	. NUT, wire adjusting . . . . .	2	2		
11-26	127-14124-20	. SCREW, wire adjusting (20l) . . . . .	4	4		
11-27	802-14169-00	. CAP . . . . .	2	2		
11-28	127-14171-00	. PLUNGER, starter . . . . .	2	2		
11-29	127-14135-00	. SPRING, plunger . . . . .	2	2		
11-30	127-14174-00	. CAP, plunger . . . . .	2	2		
11-31	127-14161-00	. NUT, wire adjusting . . . . .	2	2		
11-32	174-14169-01	. CAP . . . . .	2	2		
11-33	240-14157-00	COVER, carburetor . . . . .	2	2		
11-34	328-13555-00	JOINT, carburetor . . . . .	2	2		
11-35	91316-08035	BOLT . . . . .	4			
	91316-08015	BOLT . . . . .		4		
11-36	240-13575-02	BAND . . . . .	2	2		
11-37	240-13576-00	SPACER . . . . .	2	2		
11-38	92501-06025	SCREW, pan head . . . . .	2	2		
11-39	240-14486-00	SCREW, rod . . . . .	1	1		
11-40	328-14475-00	WASHER . . . . .	2	2		

Fig. 11 CARBURETOR

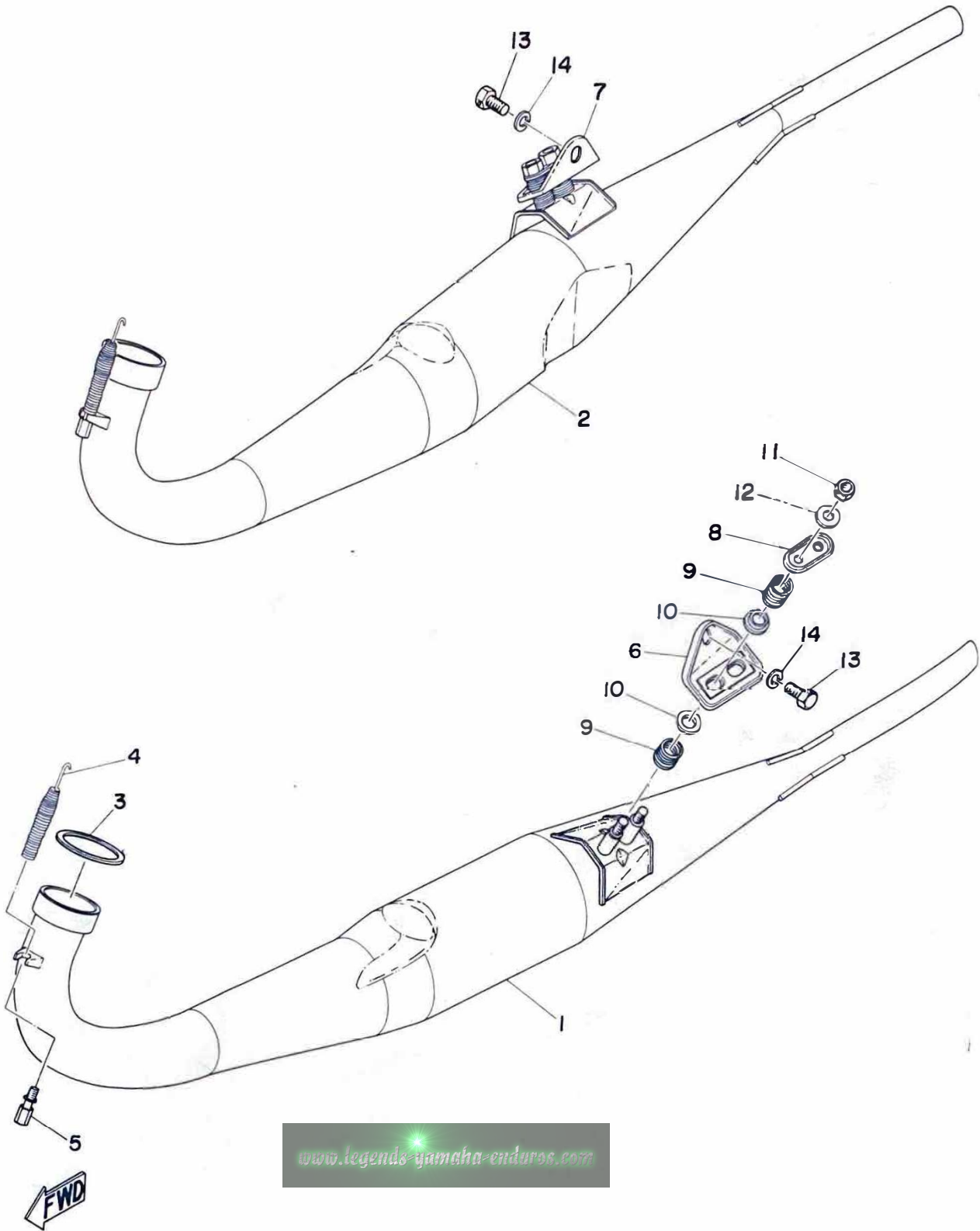


# CARBURETOR

Ref. No.	Part No.	Description	Q'ty		Applicable Machine No.	Remarks
			TD	TR		
11-41	92901-06200	WASHER, plain .....	2	2		
11-42	98801-06100	NUT .....	2	2		
11-43	294-14491-00	HOLDER .....	1	1		
11-44	329-13565-00	JOINT .....	2			
11-45	329-13556-00	GASKET .....	2			

[www.legends-yamaha-enduro.com](http://www.legends-yamaha-enduro.com)

Fig. 12 EXHAUST



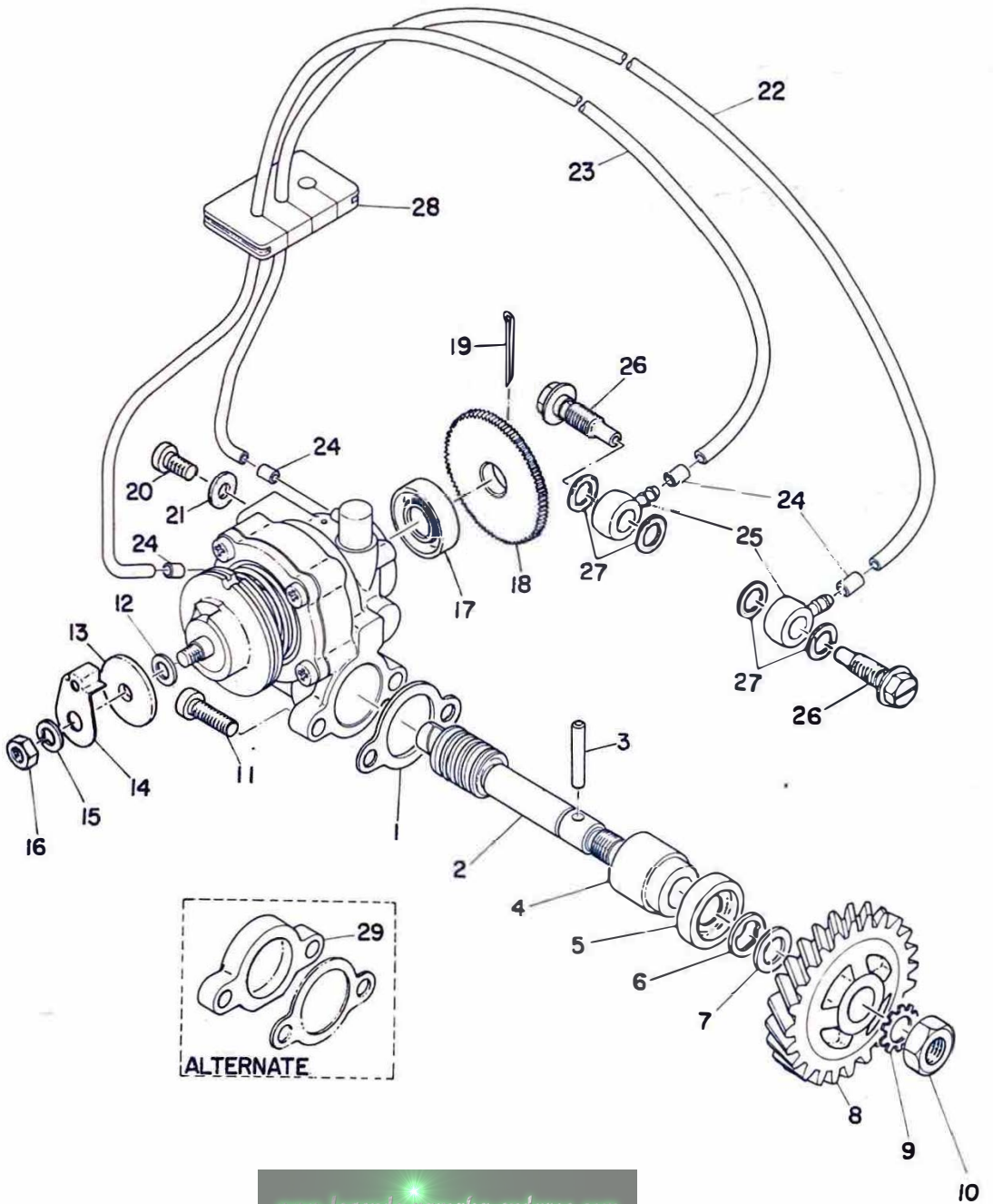
[www.legends-yamaha-enduros.com](http://www.legends-yamaha-enduros.com)

# EXHAUST

Ref. No.	Part No.	Description	Q'ty		Applicable Machine No.	Remarks
			TD	TR		
12- 1	329-14610-00	EXHAUST PIPE ASS'Y, left .....	1			
	328-14610-00	EXHAUST PIPE ASS'Y, left .....		1		
12- 2	329-14620-00	EXHAUST PIPE ASS'Y, right ....	1			
	328-14620-00	EXHAUST PIPE ASS'Y, right ....		1		
12- 3	214-14623-00	GASKET .....	2	2		
12- 4	145-14583-00	SPRING, hook .....	2	2		
12- 5	145-14684-00	BOLT, hook .....	2	2		
12- 6	240 -14772 -00 -00	STAY, muffler 2, left .....	1	1		
12- 7	240 -14782 -00 -00	STAY, muffler 2 right .....	1	1		
12- 8	240-14793-00	PLATE, spring .....	2	2		
12- 9	240-14773-00	SPRING, muffler .....	8	8		
12-10	240-14764-00	SPACER .....	8	8		
12-11	145-14775-00	NUT .....	4	4		
12-12	92901-08200	WASHER, plain .....	4	4		
12-13	95201-08018	BOLT .....	2	2		
12-14	92901-08100	WASHER, spring .....	2	2		

[www.legends-yamaha-enduros.com](http://www.legends-yamaha-enduros.com)

Fig. 13 OIL PUMP



[www.legends-yamaha-enduros.com](http://www.legends-yamaha-enduros.com)



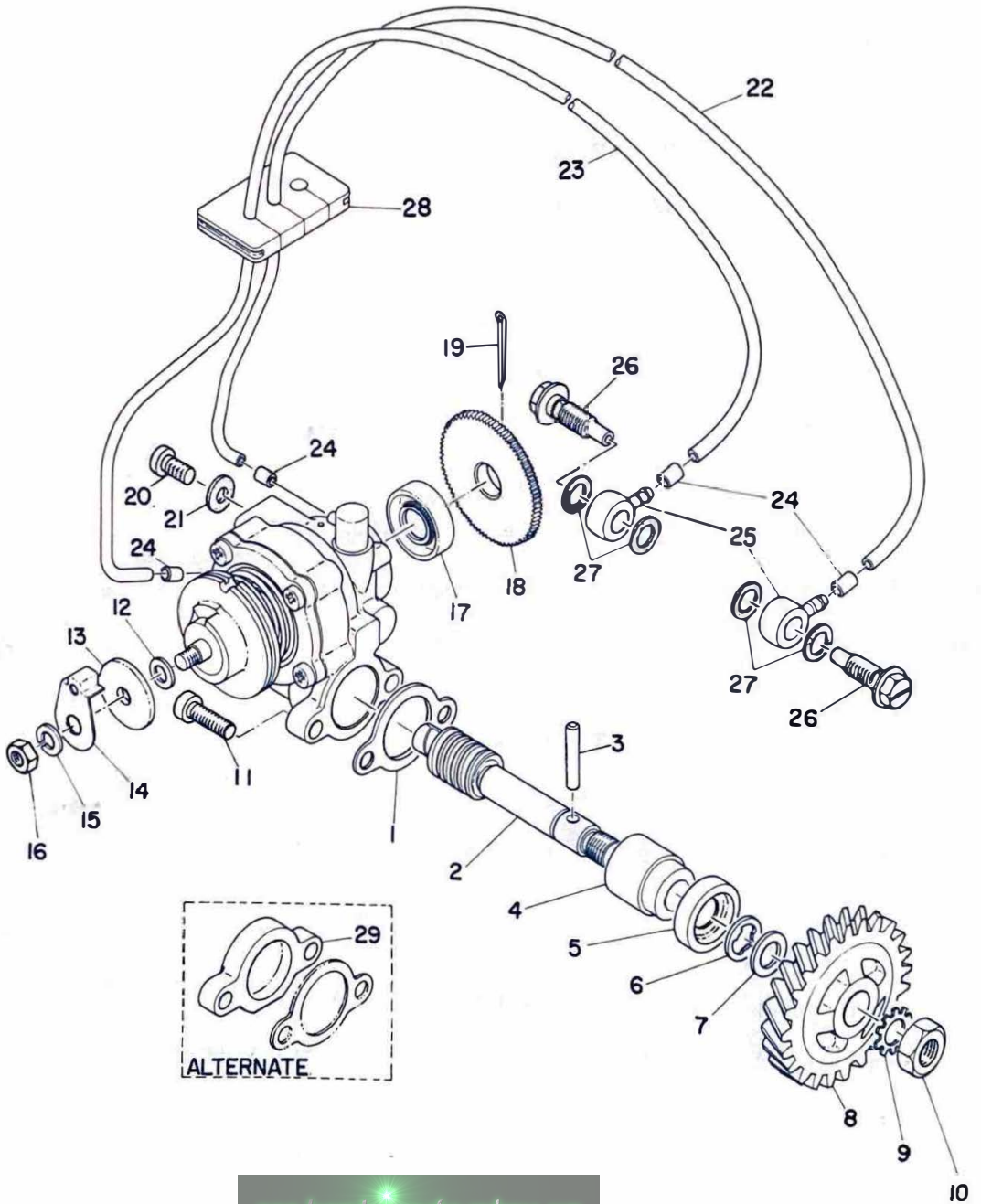
# OIL PUMP

Ref. No.	Part No.	Description	Q'ty		Applicable Machine No.	Remarks
			TD	TR		
13- 1	126-13116-00	GASKET, pump case .....	1	1		
13- 2	275-13175-00	SHAFT, worm .....	1	1		
13- 3	93603-22028	PIN, dowel (3-22) .....	1	1		
13- 4	137-13176-00	METAL, worm shaft outer .....	1	1		
13- 5	93101-10002	OILSEAL (S-10-22-7) .....	1	1		
13- 6	93430-08006	CIRCLIP (E8) .....	1	1		
13- 7	102-18138-00	WASHER (10.2-24-1.0) .....	1	1		
13- 8	329-13178-00	GEAR, pump drive (25T) .....	1			
	328-13178-00	GEAR, pump drive (24T) .....		1		
13- 9	92901-08400	WASHER, tooth .....	1	1		
13-10	98801-08300	NUT .....	1	1		
13-11	98501-05015	SCREW, pan head .....	2	2		
13- 0-1	328-13101-00	OIL PUMP ASSY .....	1	1		
13-12	137-13147-00	. SHIM (0.1mm) .....				
13-13	137-13138-01	. PLATE, adjusting .....	1	1		
13-14	295-13146-00	. COVER .....	1	1		
13-15	92901-05100	. WASHER, spring .....	1	1		
13-16	98801-05200	. NUT .....	1	1		
13-17	93101-10001	. OILSEAL (S-10-21-5) .....	1	1		
13-18	137-13128-00	. PLATE, starter .....	1	1		
13-19	91401-12018	. PIN, cotter .....	1	1		
13-20	98901-04008	. SCREW, bind .....	1	1		

[www.legends-yamaha-enduro.com](http://www.legends-yamaha-enduro.com)



Fig. 13 OIL PUMP



[www.legends-yamaha-enduros.com](http://www.legends-yamaha-enduros.com)

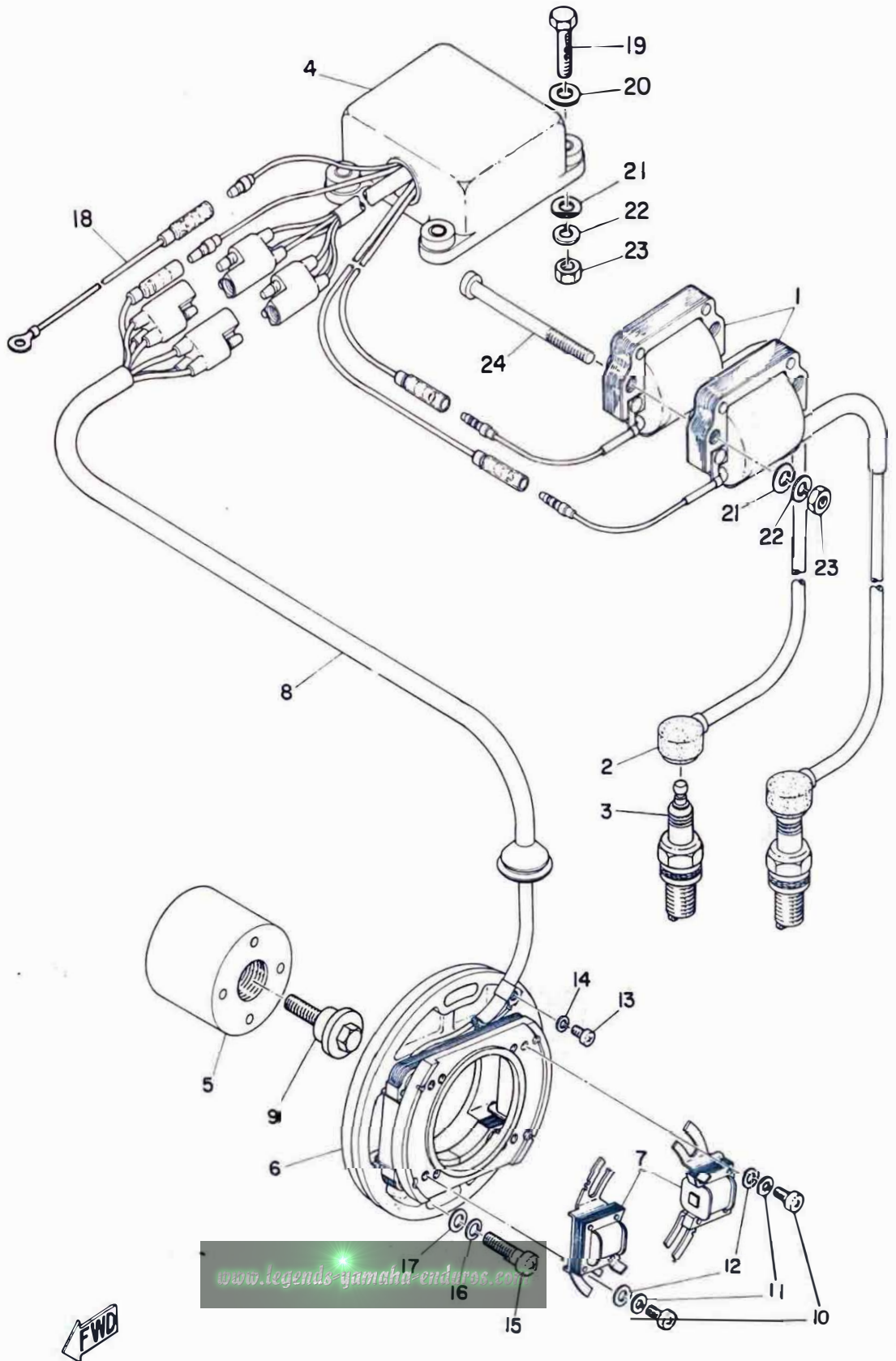


# OIL PUMP

Ref. No.	Part No.	Description	Q'ty		Applicable Machine No.	Remarks
			TD	TR		
13-21	137-13187-00	. GASKET, breather .....	1	1		
13-22	278-13161-00	. PIPE, delivery (3-420) .....	1	1		
13-23	214-13161-01	. PIPE, delivery (3-240) .....	1	1		
13-24	214-13164-00	. CLIP, delivery pipe .....	4	4		
13-25	214-13162-00	. BANJO, delivery pipe .....	2	2		
13-26	137-13165-00	. BOLT, banjo .....	2	2		
13-27	137-13167-00	. GASKET, banjo .....	4	4		
13-28	278-13174-00	HOLDER, oil pipe .....	1	1		
<b>ALTERNATE PARTS</b>						
13-29	161-15426-00	COVER, oil pump .....	1	1		

[www.legends-yamaha-enduros.com](http://www.legends-yamaha-enduros.com)

Fig. 14 MAGNETO · ELECTRICAL



[www.legends-yamaha-enduros.co](http://www.legends-yamaha-enduros.co)

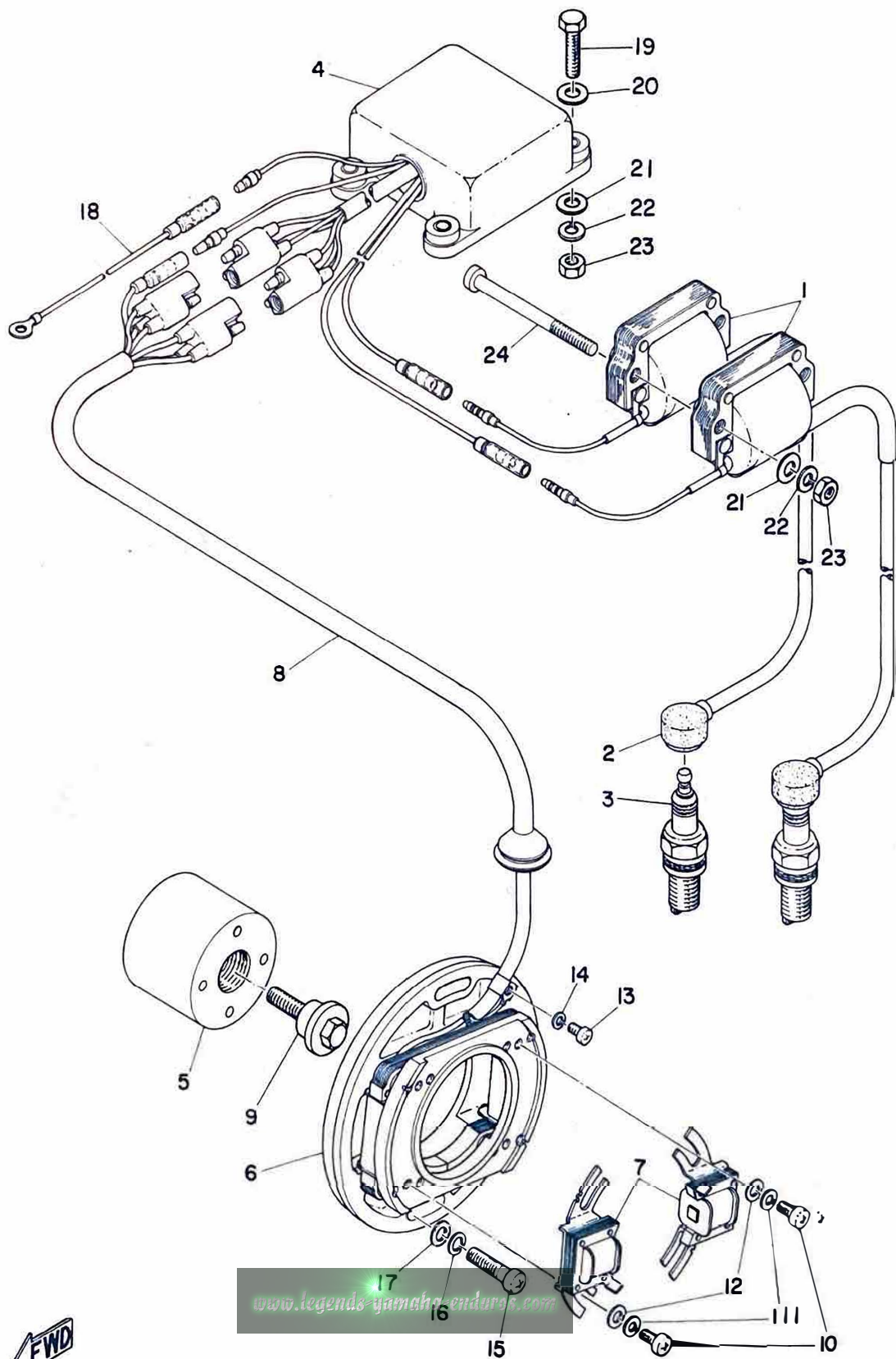


# MAGNETO · ELECTRICAL

Ref. No.	Part No.	Description	Q'ty		Applicable Machine No.	Remarks
			TD	TR		
14- 1	328-82310-60	IGNITION COIL ASS'Y	2	2		
14- 2	294-82370-00	PLUG CAP ASS'Y	2	2		
14- 3						
14- 4	328-85540-10	C.D.I. UNIT ASS'Y	1	1		
14- 0-1	328-85500-10	C.D.I. MAGNETO ASS'Y	1	1		
14- 5	328-85550-10	. ROTOR	1	1		
14- 6	328-85510-10	. STATOR ASS'Y	1	1		
14- 7	322-85543-10	. COIL, pulser	1	1		
14- 8	328-85515-10	. LEAD WIRE	1	1		
14- 9	328-85559-10	. BOLT, rotor set	1	1		
14-10	98501-05010	. SCREW, pan head	4	4		
14-11	92901-05100	. WASHER, spring	4	4		
14-12	92901-05200	. WASHER, plain	4	4		
14-13	98501-04008	. SCREW, pan head	1	1		
14-14	92901-04100	. WASHER, spring	1	1		
14-15	92501-06025	. SCREW, pan head	2	2		
14-16	92901-06100	. WASHER, spring	2	2		
14-17	92901-06200	. WASHER, plain	2	2		
14-18	170-84756-00	WIRE, sub lead	1	1		
14-19	91101-06025	BOLT	4	4		
14-20	136-22316-00	WASHER, special (6.5-12-1.2)	4	4		

[www.legends-yamaha-enduros.com](http://www.legends-yamaha-enduros.com)

Fig. 14 MAGNETO · ELECTRICAL



[www.legends-yamaha-enduros.com](http://www.legends-yamaha-enduros.com)



# MAGNETO · ELECTRICAL

Ref. No.	Part No.	Description	Q'ty		Applicable Machine No.	Remarks
			TD	TR		
14-21	92901-06200	WASHER, plain .....	6	6		
14-22	92901-06100	WASHER, spring .....	6	6		
14-23	98801-06200	NUT .....	6	6		
14-24	92501-06075	SCREW, pan head .....	2	2		

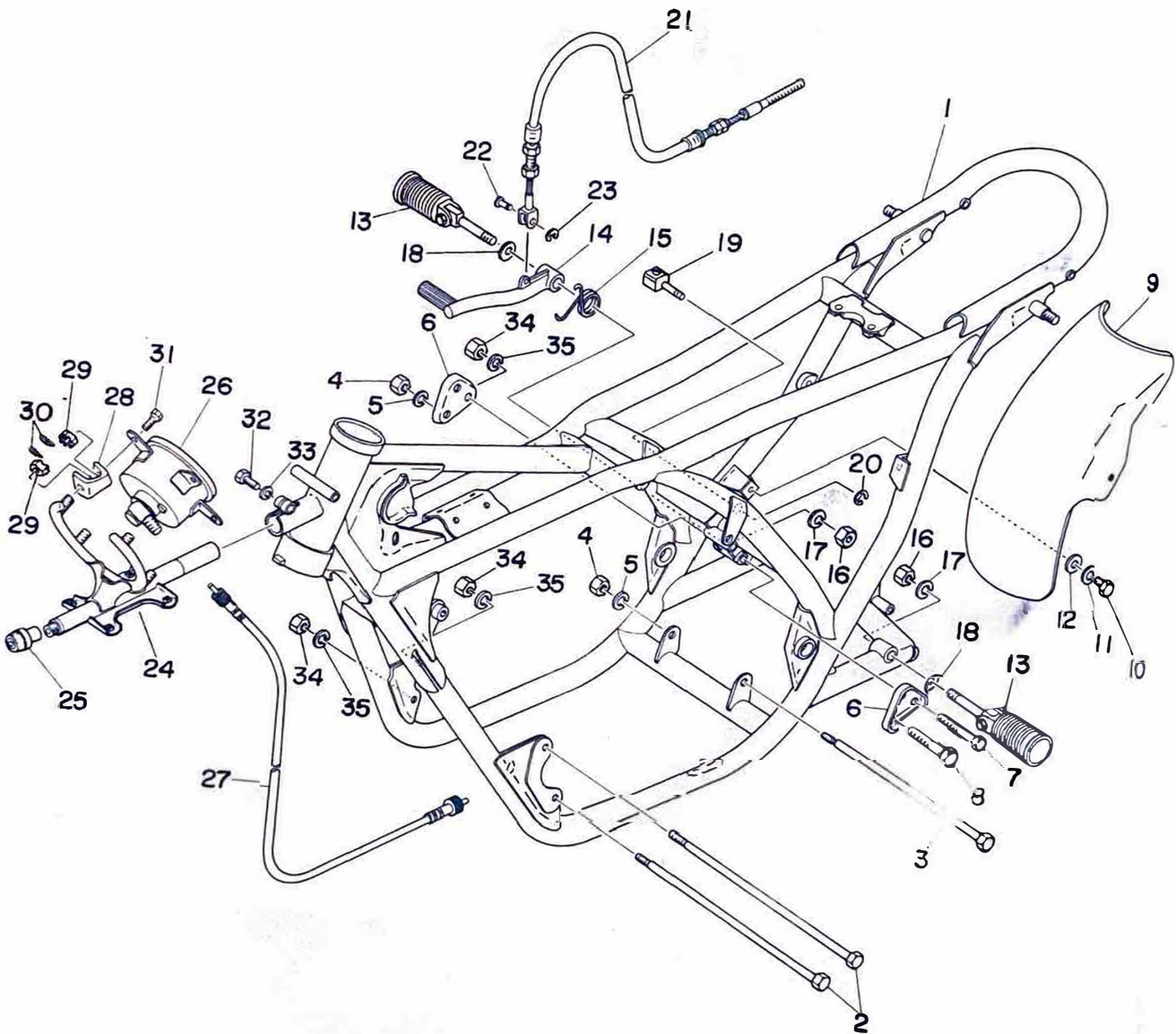
[www.legends-yamaha-enduros.com](http://www.legends-yamaha-enduros.com)

# CHASSIS



[www.legends-yamaha-enduro.com](http://www.legends-yamaha-enduro.com)

Fig. 15 FRAME



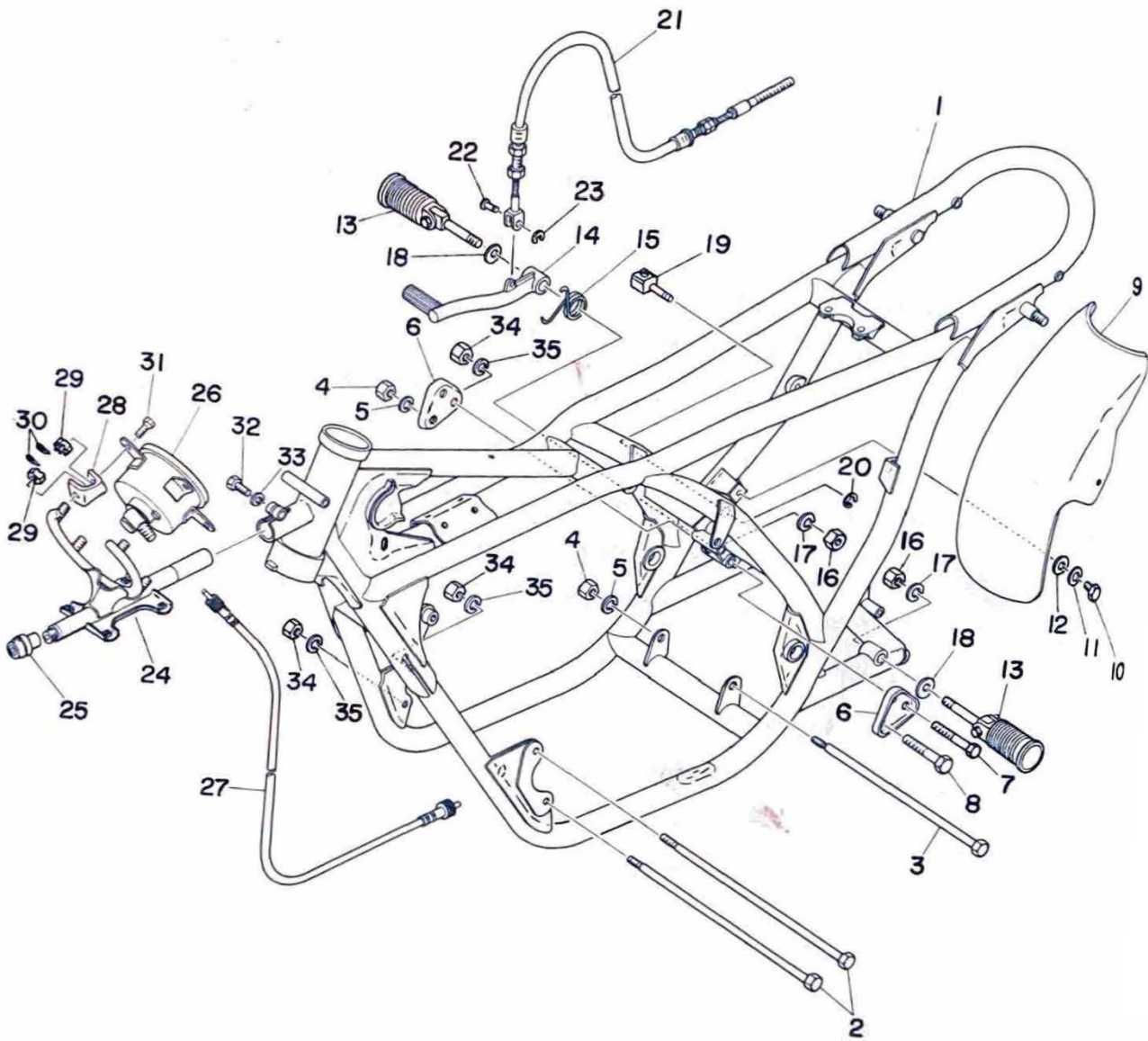
[www.legends-yamaha-enduro.com](http://www.legends-yamaha-enduro.com)



# FRAME

Ref. No.	Part No.	Description	Q'ty		Applicable Machine No.	Remarks
			TD	TR		
15- 1	328-21110-00-33	FRAME COMP. ....	1	1		
15- 2	169-21482-00	BOLT, engine mounting 1 (8-240) .....	2	2		
15- 3	168-21483-00	BOLT, engine mounting 3 (10-135) .....	1	1		
15- 4	95301-10100	NUT .....	2	2		
15- 5	92901-10100	WASHER, spring .....	2	2		
15- 6	248-21315-00	BRACKET, rear upper A .....	2	2		
15- 7	97201-08055	BOLT .....	2	2		
15- 8	91201-10055	BOLT .....	1	1		
15- 9	328-21610-00	REAR FENDER COMP. ....	1	1		
15-10	95201-06012	BOLT .....	3	3		
15-11	92901-06100	WASHER, spring .....	3	3		
15-12	92901-06200	WASHER, plain .....	3	3		
15-13	240-27400-00	FOOT REST ASS'Y .....	2	2		
15-13-1	240-27413-00	COVER, foot rest .....	2	2		
15-14	240-27211-00-00	PEDAL, brake .....	1	1		STD
	240-27211-10-00	PEDAL, brake left .....	1	1		ALTERNATE
15-15	240-27216-00	SPRING, brake pedal .....	1	1		STD
	240-27216-10	SPRING, brake pedal left .....	1	1		ALTERNATE
15-16	95301-10100	NUT .....	2	2		
15-17	92901-10100	WASHER, spring .....	2	2		
15-18	92901-10200	WASHER, plain .....	2	2		
15-19	144-21161-00	HOLDER, wire brake .....	1	1		
15-20	93430-04002	CIRCLIP (E-4) .....	1	1		

Fig. 15 FRAME



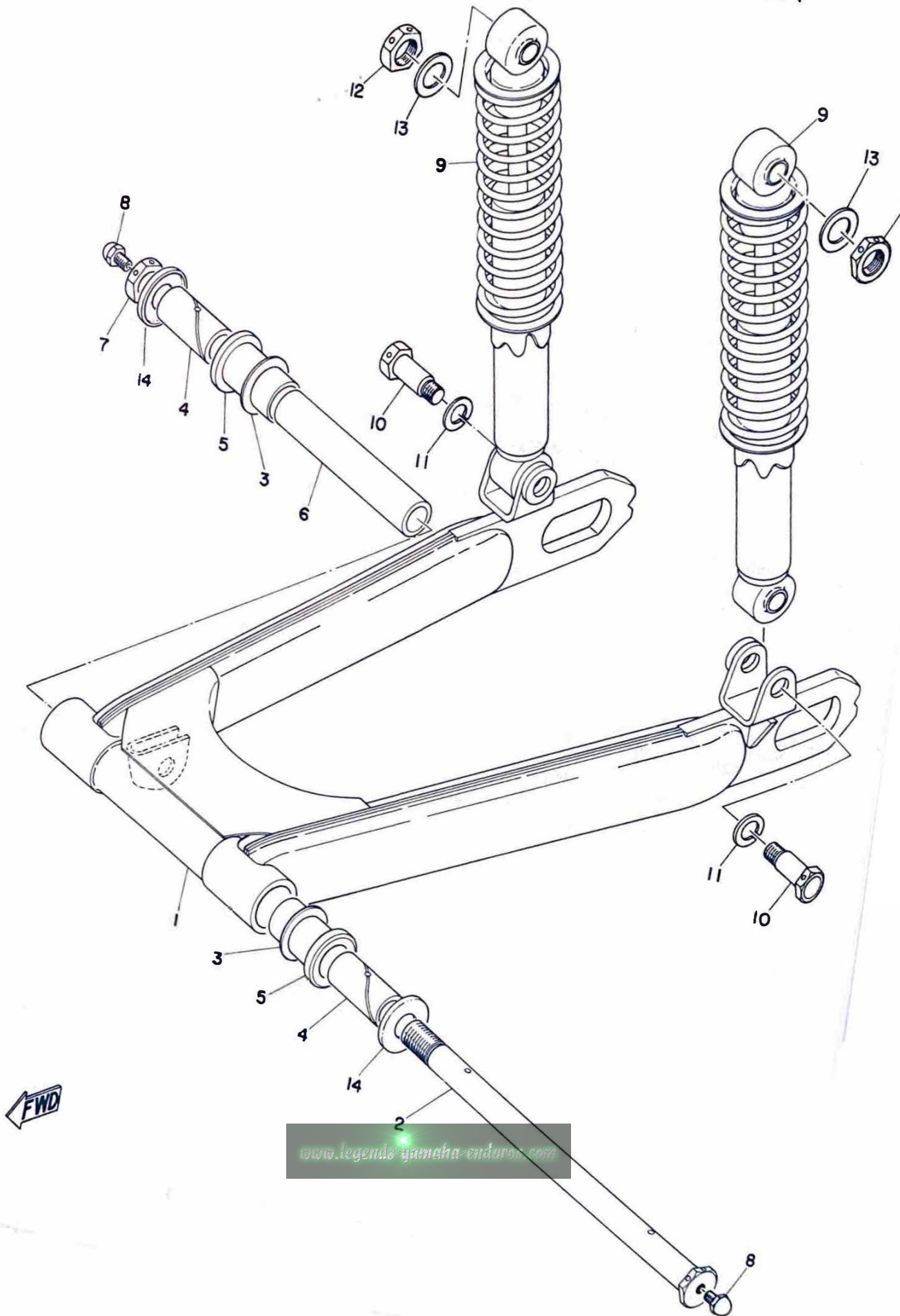
[www.legends-yamaha-enduros.com](http://www.legends-yamaha-enduros.com)

# FRAME

Ref. No.	Part No.	Description	Q'ty		Applicable Machine No.	Remarks
			TD	TR		
15-21	240-27351-10	WIRE, brake rear .....	1	1		STD
	240-27351-00	WIRE, brake rear left .....	1	1		ALTERNATE
15-22	143-27229-00	PIN, joint .....	1	1		
15-23	93430-06005	CIRCLIP (E-6) .....	1	1		
15-24	328-28356-00-33	STAY, cowling front .....	1	1		
15-25	240-28371-00	DAMPER .....	1	1		
15-26	328-83540-00	TACHOMETER ASS'Y .....	1	1		
15-27	328-83560-00	TACHOMETER CABLE ASS'Y ...	1	1		
15-28	143-83543-00	DAMPER, bracket .....	4	4		
15-29	98801-05500	NUT .....	8	8		
15-30	91401-10012	PIN, cotter .....	8	8		
15-31	145-83546-00	BOLT .....	4	4		
15-32	95201-08020	BOLT .....	1	1		
15-33	92901-08100	WASHER, spring .....	1	2		
15-34	95301-08200	NUT .....	4	4		
15-35	92901-08100	WASHER, spring .....	4	4		

[www.legends-yamaha-enduro.com](http://www.legends-yamaha-enduro.com)

Fig. 16 REAR ARM · REAR CUSHION



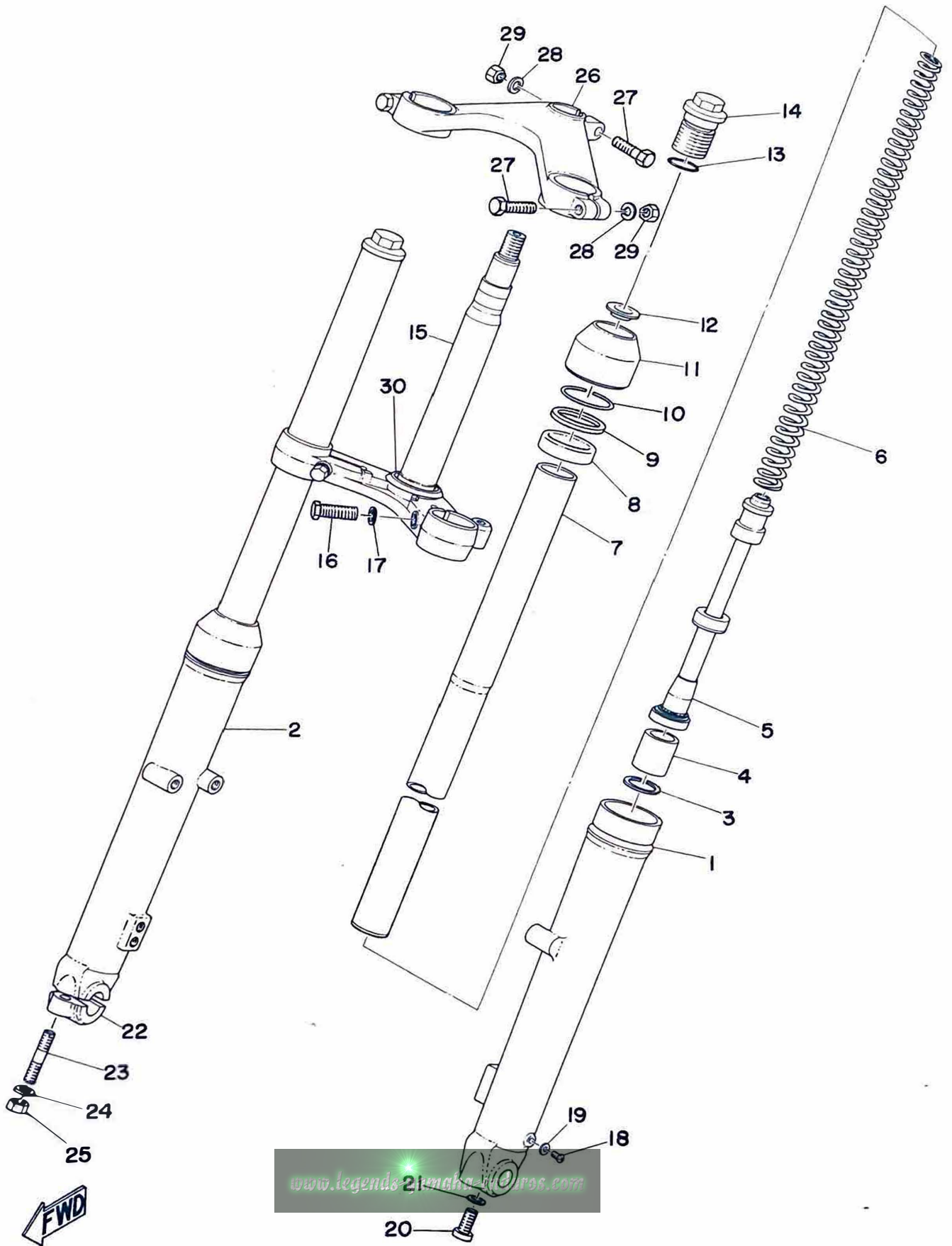
FWD

# REAR ARM · REAR CUSHION

Ref. No.	Part No.	Description	Q'ty		Applicable Machine No.	Remarks
			TD	TR		
16- 1	239-22110-00-33	REAR ARM COMP. ....	1	1		
16- 2	240-22141-00	SHAFT, pivot .....	1	1		
16- 3	156-22127-00	SHIM (26-34-0.3) .....	}	U.R	U.R	U.R
	240-22127-00	SHIM (26-34-0.1) .....				
16- 4	150-22124-00	BUSHING 2 .....	2	2		
16- 5	148-22123-00	BUSHING 1 .....	2	2		
16- 6	150-22126-00	COLLAR, distance .....	1	1		
16- 7	240-22143-00	NUT .....	1	1		
16- 8	93700-06001	NIPPLE, grease .....	2	2		
16- 9	240-22210-20	REAR CUSHION ASS'Y .....	2	2		
16-10	240-22242-00	BOLT, rear cushion .....	2	2		
16-11	92901-10100	WASHER, spring .....	2	2		
16-12	95301-10100	NUT .....	2	2		
16-13	92901-10200	WASHER, plain .....	2	2		
16-14	150-22128-00	COVER, thrust .....	2	2		

[www.legends-yamaha-enduros.com](http://www.legends-yamaha-enduros.com)

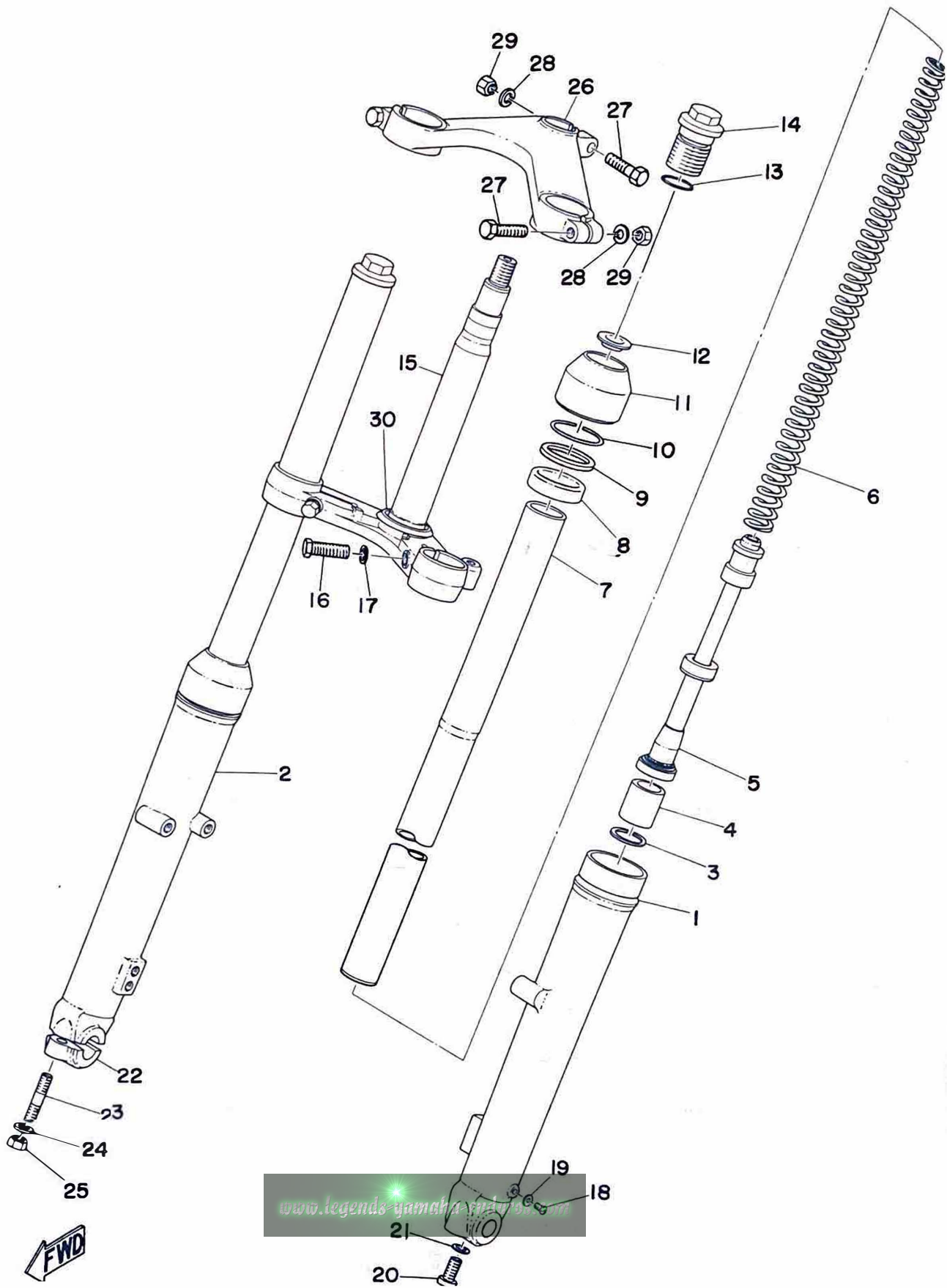
Fig. 17 FRONT FORK



# FRONT FORK

Ref. No.	Part No.	Description	Q'ty		Applicable Machine No.	Remarks
			TD	TR		
17- 0-1	328-23100-00	FRONT FORK ASS'Y .....	1	1		
17- 1	328-23126-00	. TUBE, outer left .....	1	1		
17- 2	278-23136-50	. TUBE, outer right .....	1	1		
17- 3	93420-28025	. CIRCLIP .....	2	2		
17- 4	278-23171-50	. PISTON .....	2	2		
17- 5	328-23170-00	. CYLINDER COMP. ....	2	2		
17- 6	328-23141-00	. SPRING, fork .....	2	2		
17- 7	328-23124-00	. TUBE, inner .....	2	2		
17- 8	278-23145-50	. OIL SEAL .....	2	2		
17- 9	214-23146-00	. WASHER, oil seal .....	2	2		
17-10	214-23156-00	. CLIP, oil seal .....	2	2		
17-11	292-23144-00	. SEAL, dust .....	2	2		
17-12	278-23142-50	. SEAT, spring upper .....	2	2		
17-13	214-23114-00	. PACKING .....	2	2		
17-14	291-23111-60	. BOLT, cap .....	2	2		
17-15	328-23340-00-33	. UNDER BRACKET COMP. ....	1	1		
17-16	122-23346-00	. BOLT, under bracket .....	2	2		
17-15	92901-10100	. WASHER, spring .....	2	2		
17-18	122-23119-01	. PLUG, drain .....	2	2		
17-19	122-23129-00	. GASKET, drain plug .....	2	2		
17-20	278-23181-50	. BOLT .....	2	2		
17-21	278-23158-50	. PACKING .....	2	2		
17-22	278-23167-50	. HOLDER, axle .....	1	1		
17-23	278-23128-50	. BOLT, axle holder .....	2	2		

Fig. 17 FRONT FORK



[www.legends-yamaha.com](http://www.legends-yamaha.com)

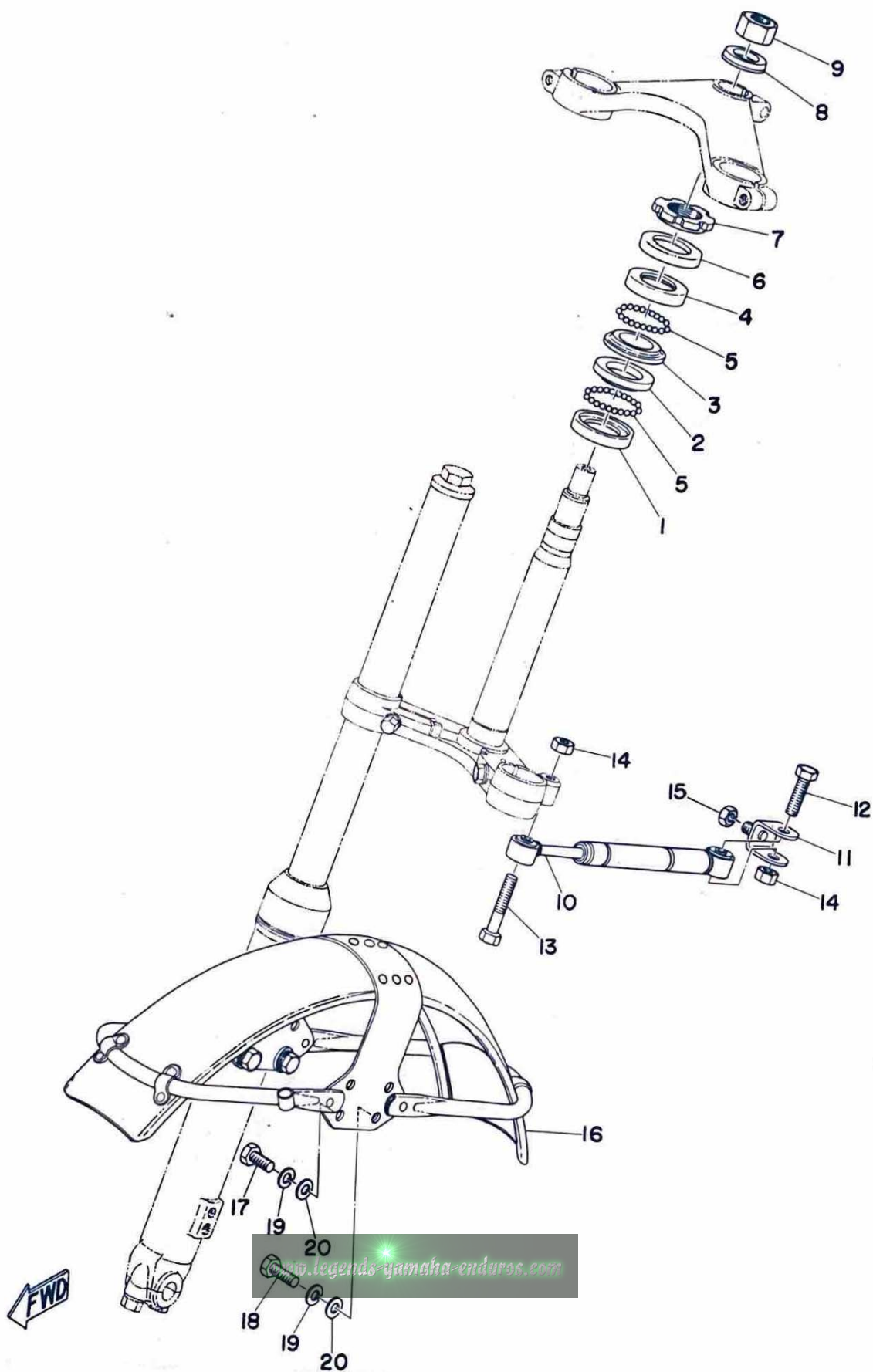


# FRONT FORK

Ref. No.	Part No.	Description	Q'ty		Applicable Machine No.	Remarks
			TD	TR		
17-24	92901-08100	. WASHER, spring .....	2	2		
17-25	98803-08100	. NUT .....	2	2		
17-26	240-23435-00	. CROWN, handle .....	1	1		
17-27	97101-08040	. BOLT .....	3	3		
17-28	92901-08100	. WASHER, spring .....	3	3		
17-29	98803-08100	. NUT .....	3	3		
17-30	164-23462-00	SEAL, dust .....	1	1		

[www.legends-yamaha-enduros.com](http://www.legends-yamaha-enduros.com)

Fig. 18 STEERING · FRONT FENDER

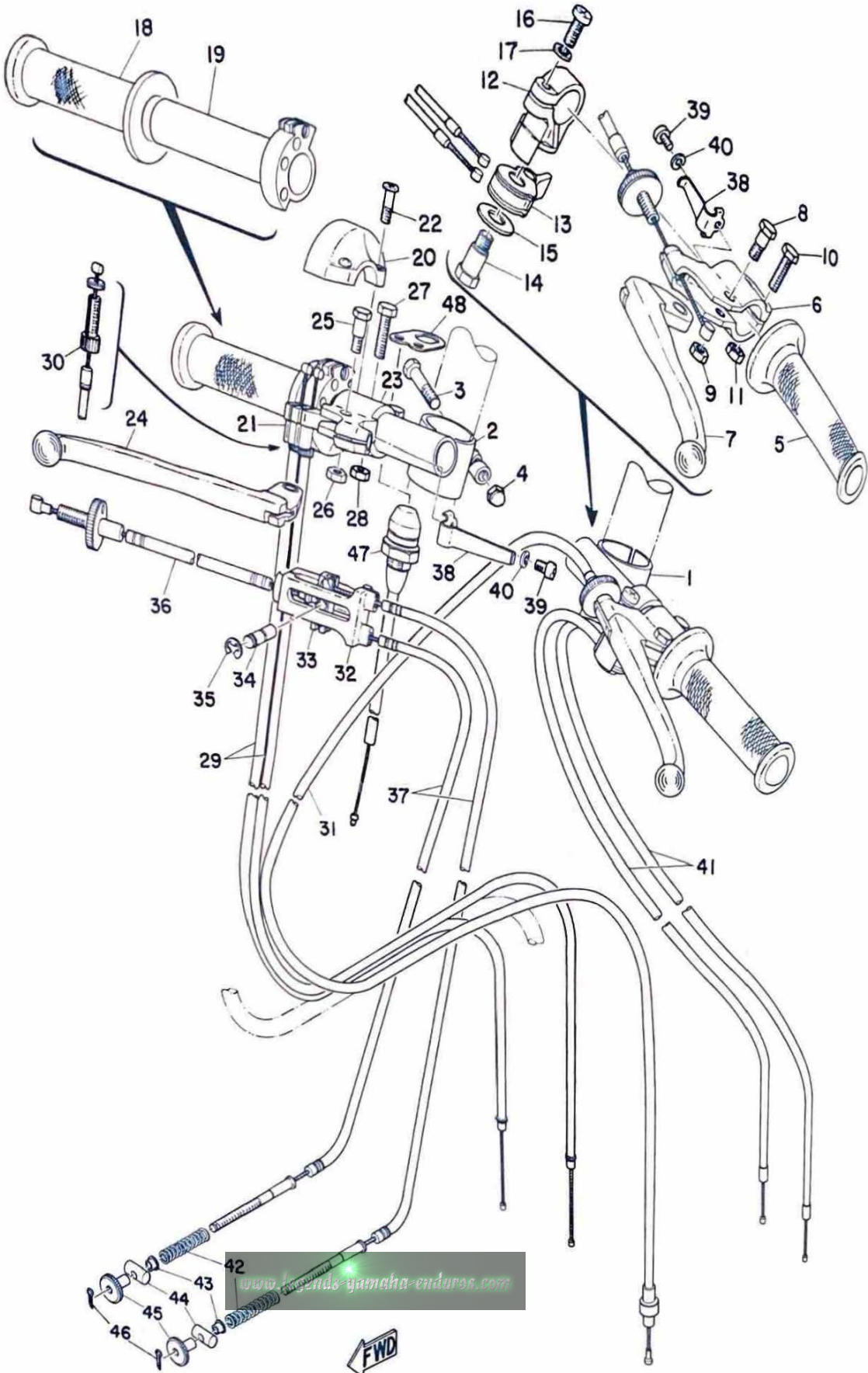


## STEERING · FRONT FENDER

Ref. No.	Part No.	Description	Q'ty		Applicable Machine No.	Remarks
			TD	TR		
18- 1	156-23411-00	RACE, ball 1 .....	1	1		
18- 2	156-23412-00	RACE, ball 2 .....	1	1		
18- 3	183-23411-00	RACE, ball 1 .....	1	1		
18- 4	183-23412-00	RACE, ball 2 .....	1	1		
18- 5	93501-04011	BALL (1/4 inch) .....	38	38		
18- 6	136-23415-00	COVER, ball race .....	1	1		
18- 7	137-23454-00	NUT, fitting .....	1	1		
18- 8	174-23443-00	WASHER, crown .....	1	1		
18- 9	98803-16200	NUT .....	1	1		
18-10	240-23490-00	HANDLE SHIMMY DAMPER ASS'Y .....	1	1		
18-11	157-23491-00	JOINT .....	1	1		
18-12	97201-08030	BOLT .....	1	1		
18-13	97201-08045	BOLT .....	1	1		
18-14	145-14775-00	NUT .....	2	2		
18-15	98801-08300	NUT .....	1	1		
18-16	328-21510-00	FRONT FENDER COMP. ....	1	1		
18-17	95201-08020	BOLT .....	2	2		
18-18	95201-08025	BOLT .....	2	2		
18-19	92901-08100	WASHER, spring .....	4	4		
18-20	92901-08200	WASHER, plain .....	4	4		

[www.legends-yamaha-enduro.com](http://www.legends-yamaha-enduro.com)

Fig. 19 HANDLE · WIRE

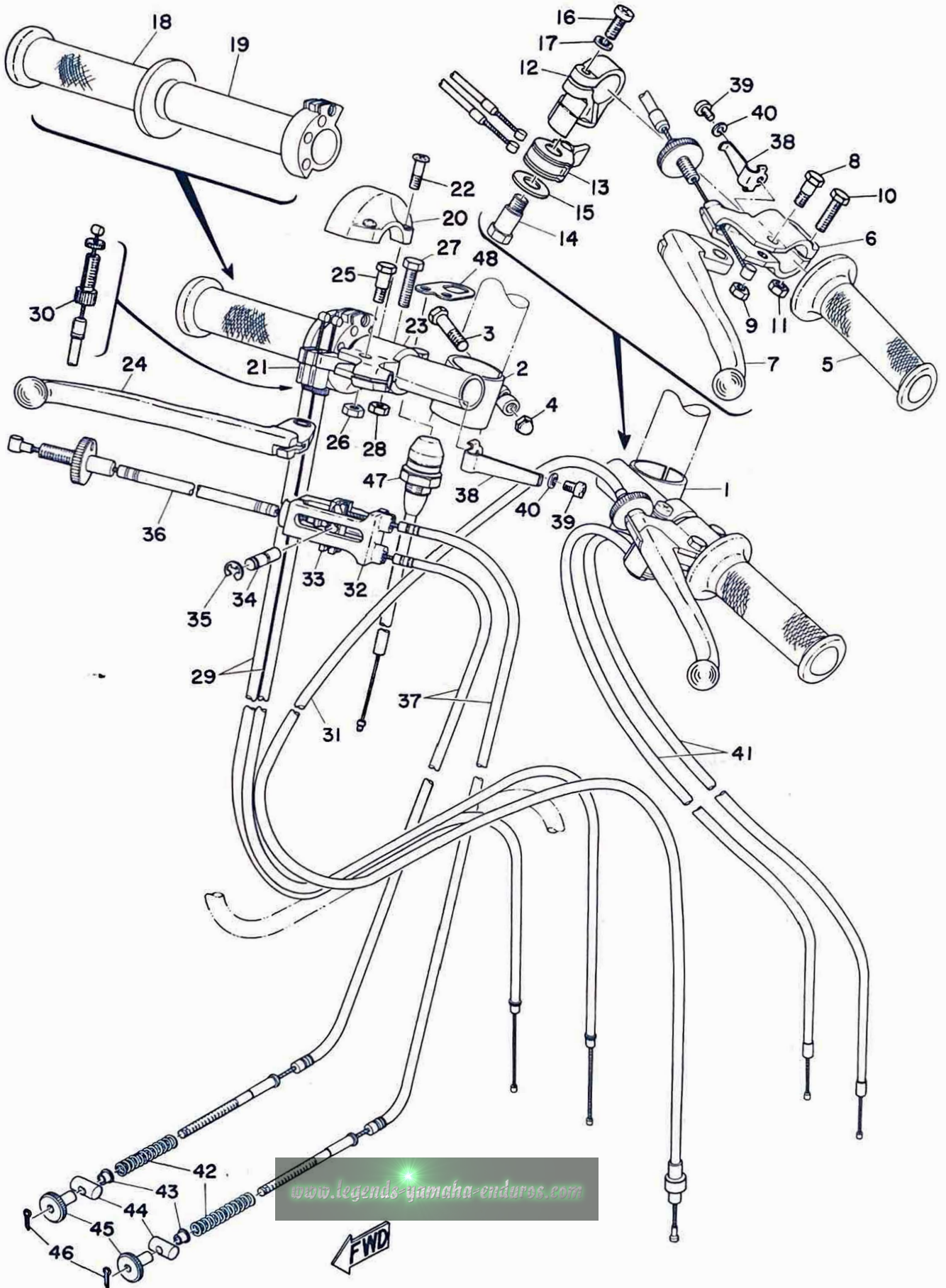


# HANDLE · WIRE

Ref. No.	Part No.	Description	Q'ty		Applicable Machine No.	Remarks
			TD	TR		
19- 1	240-26121-00-33	HANDLE, left .....	1	1		
19- 2	240-26122-00-33	HANDLE, right .....	1	1		
19- 3	97203-08035	BOLT .....	2	2		
19- 4	145-14775-00	NUT .....	2	2		
19- 5	240-26241-00	GRIP, left .....	1	1		
19- 0-1	240-82810-00	LEVER HOLDER ASS'Y, left ....	1	1		
19- 6	240-82811-00	. HOLDER, lever left .....	1	1		
19- 7	150 -83912 -00 -38	LEVER, left .....	1	1		
19- 8	152-83915-00	. SCREW, lever fitting .....	1	1		
19- 9	98801-06100	. NUT .....	1	1		
19-10	91101 -06025	BOLT .....	2	2		
19-11	92803-06200	NUT .....	2	2		
19-12	240-83946-00	HOLDER, starter lever .....	1	1		
19-13	240-83941-00	LEVER, starter .....	1	1		
19-14	240-83945-00	BOLT, lever .....	1	1		
19-15	122-22244-00	WASHER (12-27-2) .....	1	1		
19-16	92501-06018	SCREW, pan head .....	1	1		
19-17	92901-06100	WASHER, spring .....	1	1		
19-18	240-26242-00	GRIP, right .....	1	1		
19-19	240-26243-00	TUBE, guide .....	1	1		
19-20	240-26281-00	CAP, grip upper .....	1	1		
19-21	240-26282-00	CAP, grip under .....	1	1		
19-22	98501-05020	SCREW, pan head .....	2	2		
19- 0-3	240-82820-00	LEVER HOLDER ASS'Y, right ..	1	1		

[www.legends-yamaha-enduro.com](http://www.legends-yamaha-enduro.com)

Fig. 19 HANDLE · WIRE



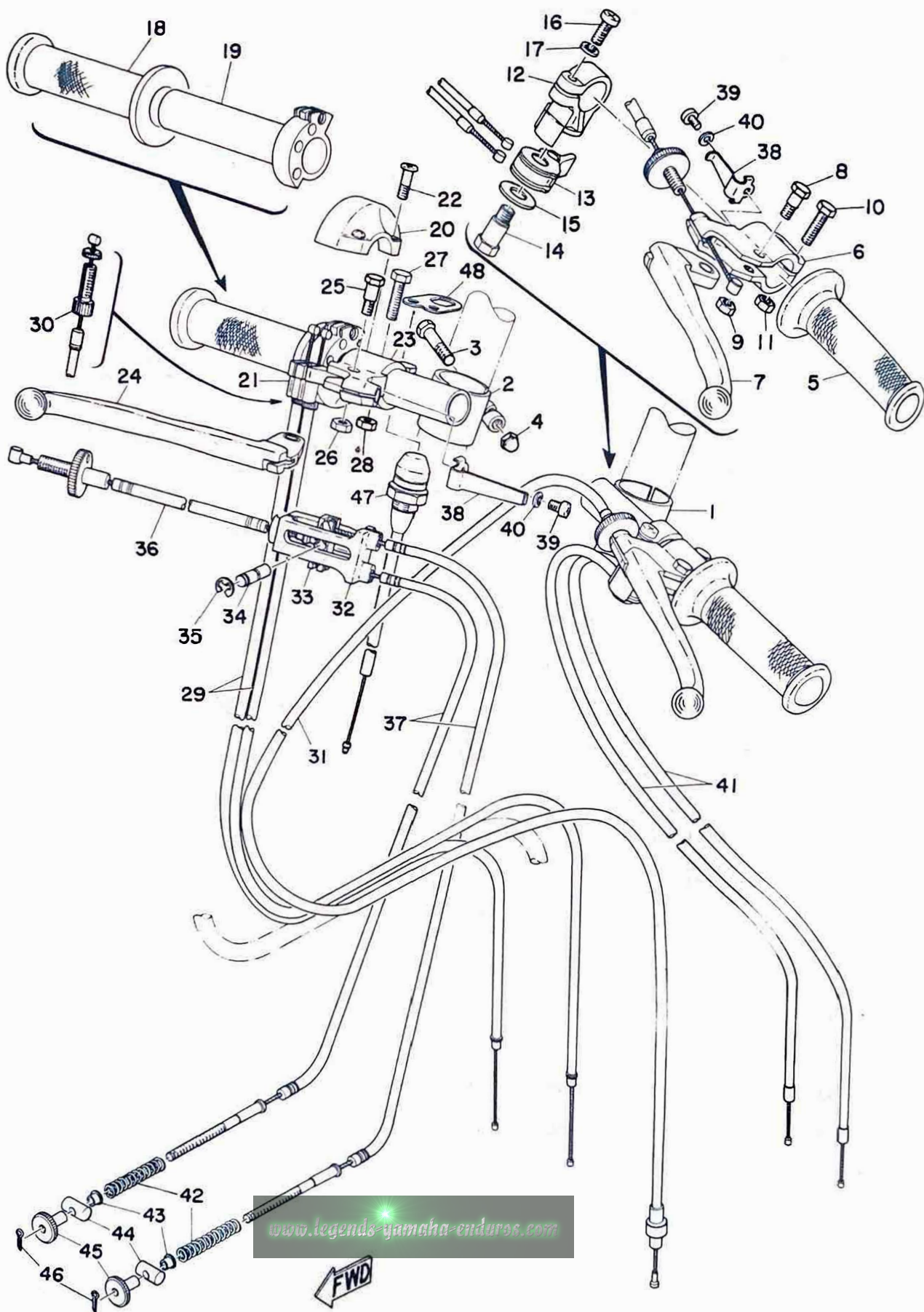
[www.legends-yamaha-enduros.com](http://www.legends-yamaha-enduros.com)



# HANDLE · WIRE

Ref. No.	Part No.	Description	Q'ty		Applicable Machine No.	Remarks
			TD	TR		
19-23	240-82821-00	. HOLDER, lever right .....	1	1		
19-24	150-83922-00	. LEVER, right .....	1	1		
19-25	152-83915-00	. SCREW, lever fitting .....	1	1		
19-26	98801-06100	. NUT .....	1	1		
19-27	91101-06025	BOLT .....	2	2		
19-28	92803-06200	NUT .....	2	2		
19-29	240-26311-00	WIRE, throttle .....	2	2		
19-30	177-26253-01	BOLT, wire adjusting .....	2	2		
19-31	328-26335-00	WIRE, clutch .....	1	1		
19-32	294-26371-00	HOUSING, brake link .....	1	1		
19-33	240-26347-00	WIRE, joint .....	1	1		
19-34	240-26349-00	PIN, clevis .....	1	1		
19-35	93430-06005	CIRCLIP (E-6) .....	1	1		
19-36	294-26341-00	WIRE, brake A .....	1	1		
19-37	294-26361-00	WIRE, brake B .....	2	2		
19-38	145-26368-00	SPRING, lock .....	2	2		
19-39	98501-05008	SCREW, pan head .....	2	2		
19-40	92901-05100	WASHER, spring .....	2	2		
19-41	240-26331-00	WIRE, starter .....	2	2		
19-42	240-27236-00	SPRING, brake wire .....	2	2		
19-43	294-27239-00	SEAT, spring .....	2	2		
19-44	143-27237-00	PIN, clevis .....	2	2		
19-45	177-27238-00	NUT, adjusting .....	2	2		

Fig. 19 HANDLE · WIRE



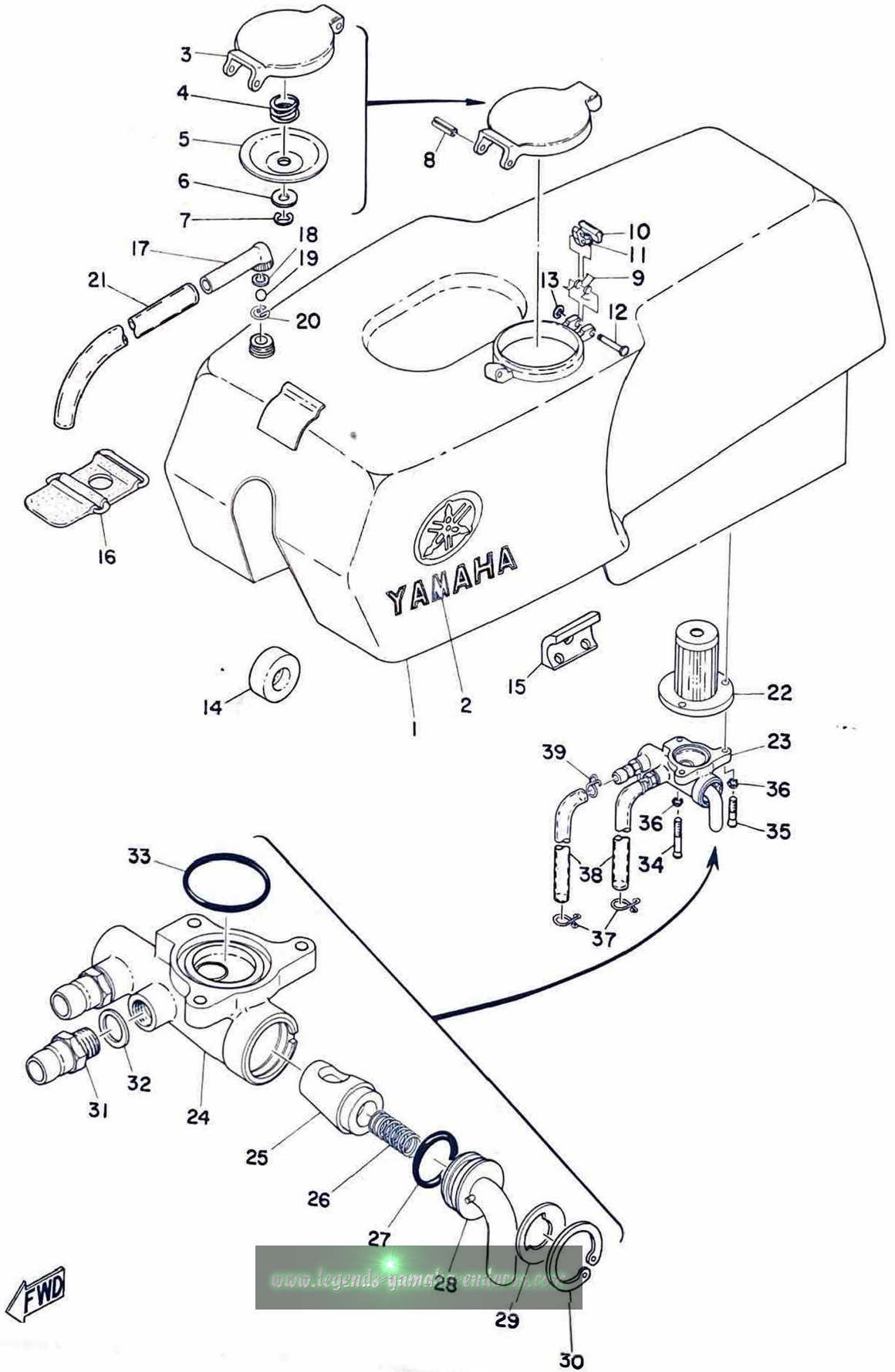


# HANDLE · WIRE

Ref. No.	Part No.	Description	Q'ty		Applicable Machine No.	Remarks
			TD	TR		
19-46	91401-12010	PIN, cotter .....	2	2		
19-47	328-83976-00	SWITCH, handle 1 .....	1	1		
19-48	294-83974-00	HOLDER, handle switch .....	1	1		

[www.legends-yamaha-enduros.com](http://www.legends-yamaha-enduros.com)

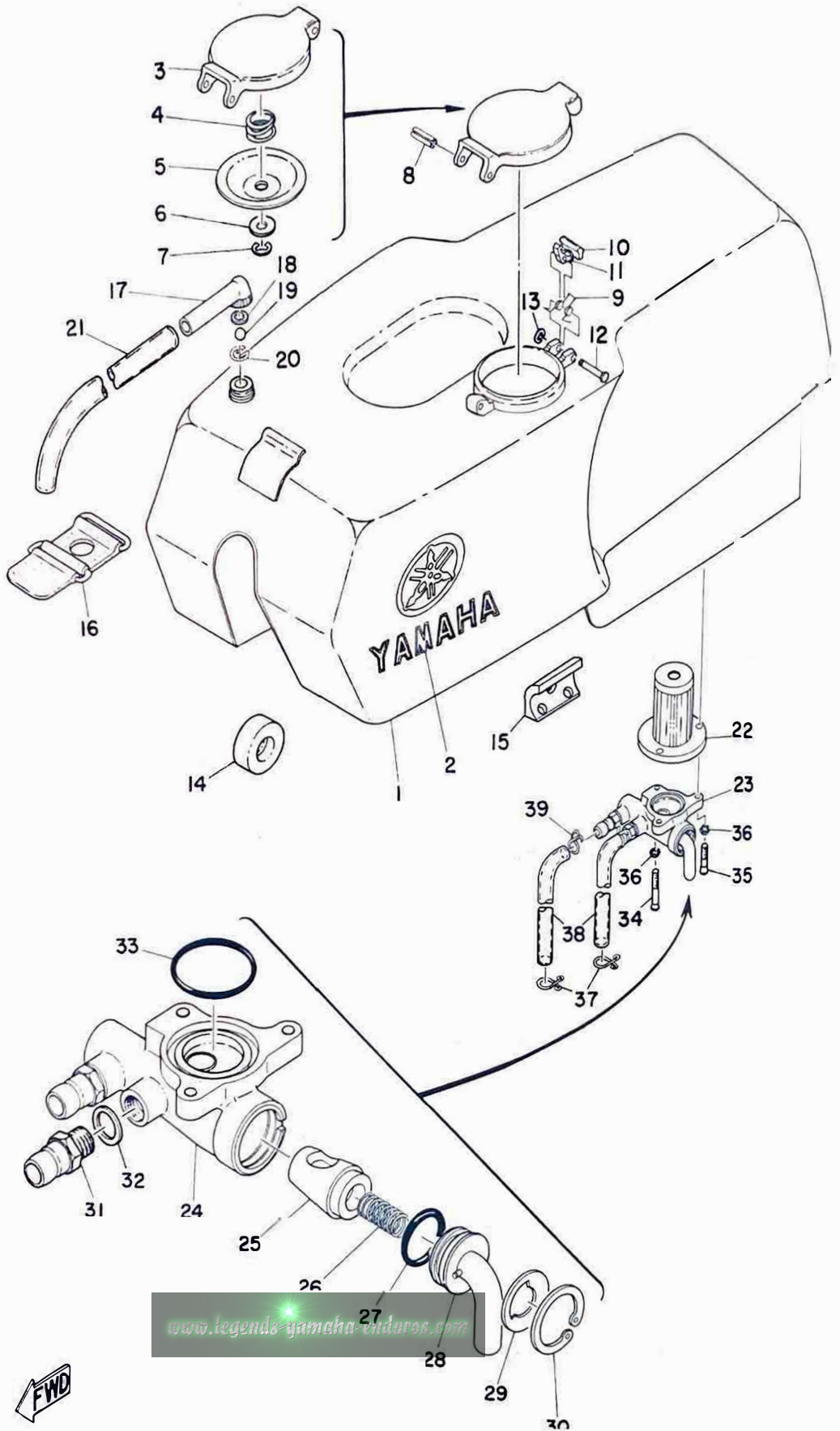
Fig. 20 FUEL TANK



# FUEL TANK

Ref. No.	Part No.	Description	Q'ty		Applicable Machine No.	Remarks
			TD	TR		
20- 1	328-24110-00	FUEL TANK COMP. ....	1	1		
20- 2	240-24161-00	. EMBLEM, fuel tank ....	2	2		
						Not for sale
20- 3	294-24611-00	BODY CAP .....	1	1		
20- 4	256-24621-00	SPRING, cap .....	1	1		
20- 5	294-24612-00	PACKING, cap .....	1	1		
20- 6	92901-08200	WASHER, plain .....	1	1		
20- 7	93430-06005	CIRCLIP (E-6) .....	1	1		
20- 8	91609-30020	PIN, spring .....	1	1		
20- 9	256-24637-00	SPRING .....	1	1		
20-10	256-24628-00	HOOK .....	1	1		
20-11	93210-06125	O-RING (1.9-5.8) .....	1	1		
19-12	256-24624-00	PIN 2 .....	1	1		
20-13	93430-02001	CIRCLIP (E-2) .....	1	1		
20-14	156-24181-00	DAMPER, locating .....	2	2		
20-15	240-24181-00	DAMPER, locating 1 .....	2	2		
20-16	240-24173-00	BAND, fuel tank .....	1	1		
20-17	143-24681-00	NUT, breather .....	1	1		
20-18	143-24683-00	GASKET, breather nut .....	1	1		
20-19	143-24684-00	BALL, valve .....	1	1		
20-20	143-24685-00	CLIP, ball holder .....	1	1		
20-21	240-24318-00	PIPE, breather .....	1	1		
20-22	294-24167-00	STRAINER .....	1	1		

Fig. 20 FUEL TANK

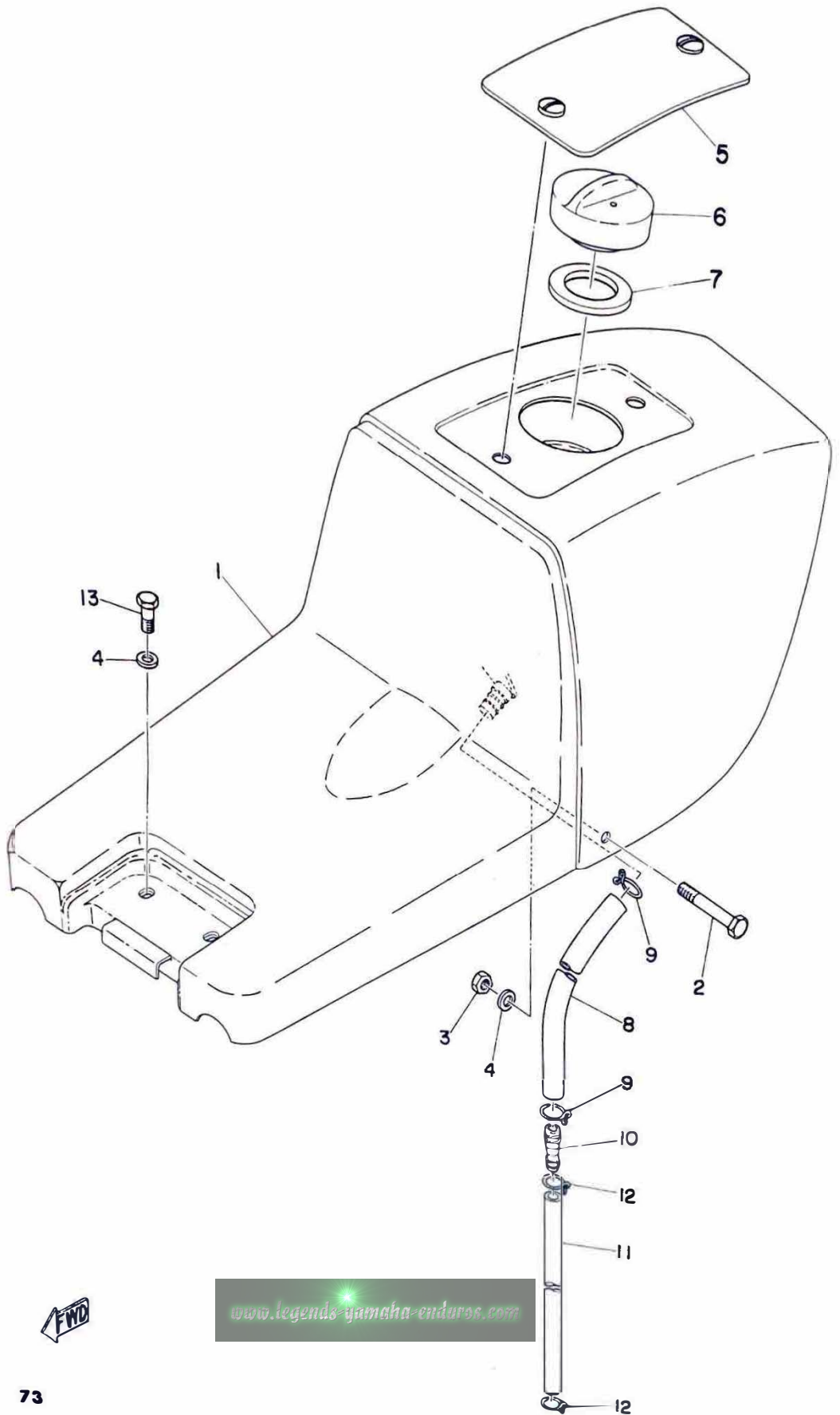


# FUEL TANK

Ref. No.	Part No.	Description	Q'ty		Applicable Machine No.	Remarks
			TD	TR		
20-23	240-24500-00	FUEL COCK ASS'Y .....	1	1		Not for Sale
						Not for Sale
20-26	145-24529-00	. SPRING .....	1	1		
20-27	240-24534-00	. SEAL, cock lever .....	1	1		
20-28	240-24524-00	. LEVER, cock .....	1	1		
20-29	240-24525-00	. PLATE, lever fitting .....	1	1		
20-30	240-24544-00	. RING, lever stop .....	1	1		
20-31	240-24537-00	. NIPPLE .....	2	2		
20-32	240-24528-00	. GASKET .....	2	2		
20-33	93210-38146	O-RING (1.7-38) .....	1	1		10
20-34	98701-04020	SCREW, flat head .....	2	2		
20-35	98701-04035	SCREW, flat head .....	1	1		
20-36	92901-04500	WASHER, tooth .....	3	3		
20-37	143-24356-00	CLIP, pipe .....	2	2		
20-38	145-24311-00	PIPE, fuel (7-550) .....	2	2		
20-39	144-14159-00	CLIP, pipe .....	2	2		

[www.legends-yamaha-enduros.com](http://www.legends-yamaha-enduros.com)

Fig. 21 SEAT



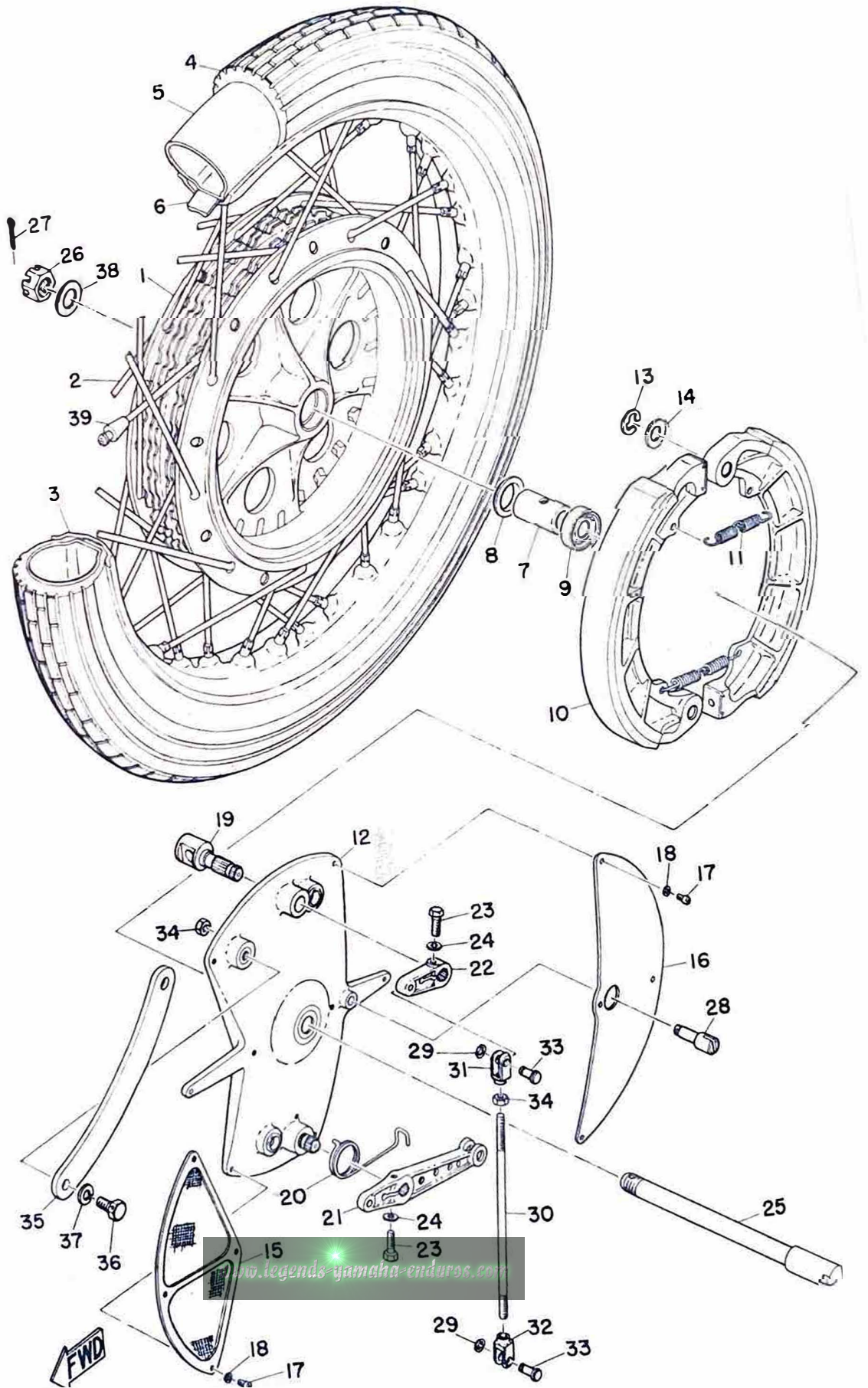
[www.legends-yamaha-enduros.com](http://www.legends-yamaha-enduros.com)

# SEAT

Ref. No.	Part No.	Description	Q'ty		Applicable Machine No.	Remarks
			TD	TR		
21- 1	328-24710-00	SEAT ASS'Y .....	1	1		
21- 2	91101-06045	BOLT .....	2	2		
21- 3	145-28364-00	NUT, fitting .....	2	2		
21- 4	92901-06200	WASHER, plain .....	4	4		
21- 5	240-24732-00	COVER, plate .....	1	1		
21- 6	240-21770-00	OIL TANK CAP ASS'Y .....	1	1		
21- 7	240-21772-00	GASKET, cap (25.2-40-2) .....	1	1		
21- 8	240-21766-00	PIPE, oil (5-460) .....	1	1		
21- 9	143-24356-00	CLIP, pipe .....	2	2		
21-10	240-21743-00	CONNECTOR, oil pipe .....	1	1		
21-11	170-21766-00	PIPE, oil (5-540) .....	1	1		
21-12	101-24356-00	CLIP, pipe .....	2	2		
21-13	91101-06020	BOLT .....	2	2		

[www.legends-yamaha-enduro.com](http://www.legends-yamaha-enduro.com)

# Fig. 22 FRONT WHEEL

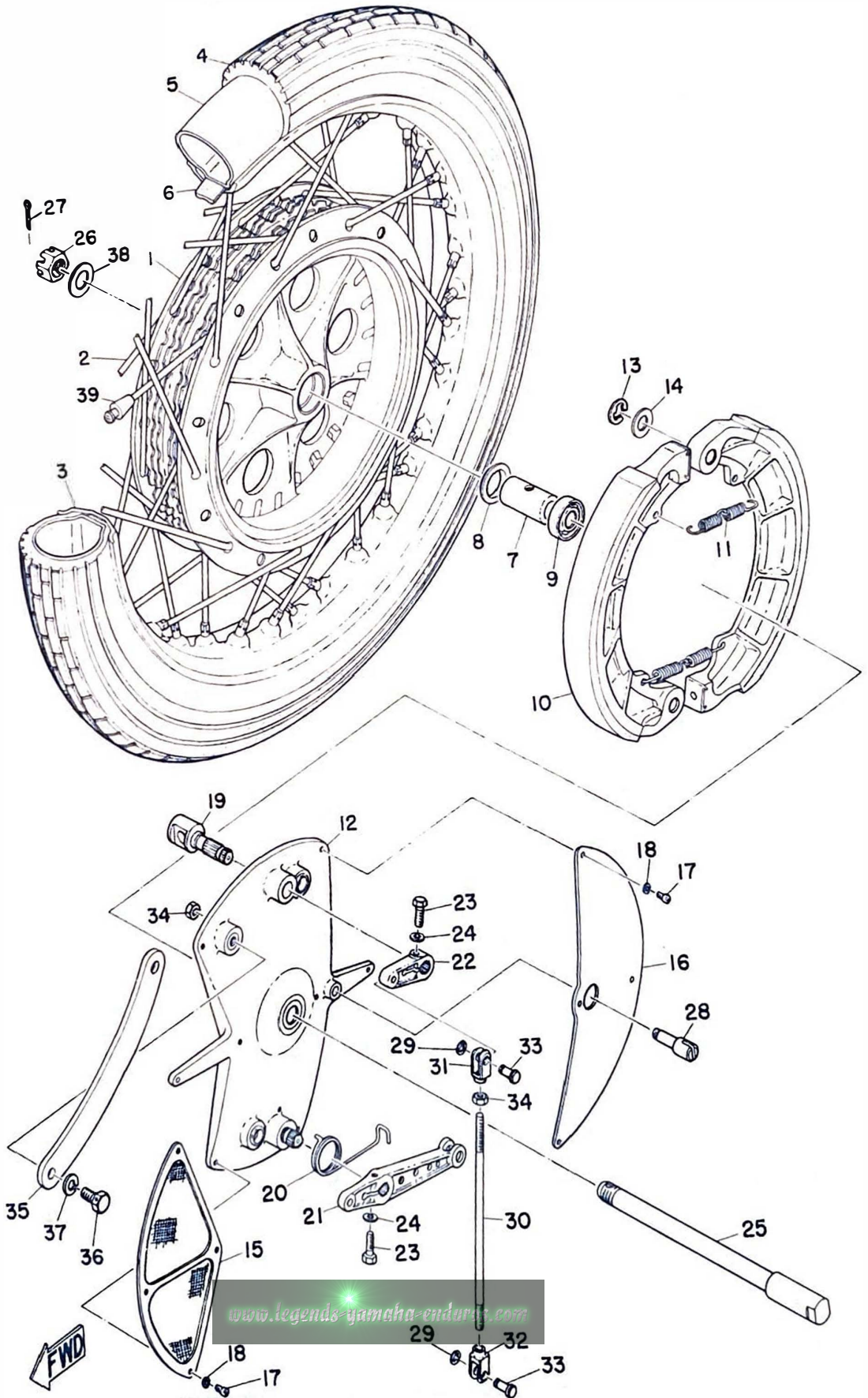




# FRONT WHEEL

Ref. No.	Part No.	Description	Q'ty		Applicable Machine No.	Remarks
			TD	TR		
22- 1	240-25111-00	HUB .....	1	1		
22- 2	240-25104-00	SPOKE SET .....	1s	1s		
22- 3	94416-18043	RIM (1.60-18) .....	1			
	94418-18047	RIM (1.85B-18) .....		1		
22- 5	94227-18010	TUBE (2.75-18) .....	1			
	94230-18025	TUBE (3.00-18) .....		1		
22- 6	94327-18008	BAND, rim (2.75-18) .....	1			
	94330-18010	BAND, rim (3.00-18) .....		1		
22- 7	136-25117-00	SPACER, bearing .....	1	1		
22- 8	136-25115-00	FLANGE, spacer .....	1	1		
22- 9	93306-20204	BEARING (6202Z) .....	2	2		
22-10	240-25130-00	BRAKE SHOE COMP. ....	4	4		
22-11	240-25133-00	SPRING, return .....	4	4		
22-12	240-25169-00	PLATE, brake shoe left .....	1	1		
	240-25121-00	PLATE, brake shoe right .....	1	1		
22-13	93430-10015	CIRCLIP (E-10) .....	4	4		
22-14	137-25153-00	SHIM, cam shaft .....	4	4		
22-15	240-25148-00	COVER, suction .....	2	2		
		COVER, plate .....	2	2		
22-16	240-25127-00	SCREW, pan head .....	16	16		
22-17	193-81145-20	WASHER, spring .....	16	16		
22-18	92901-03100	CAM SHAFT .....	4	4		
22-19	240-25151-00	CAM SHAFT .....	4	4		

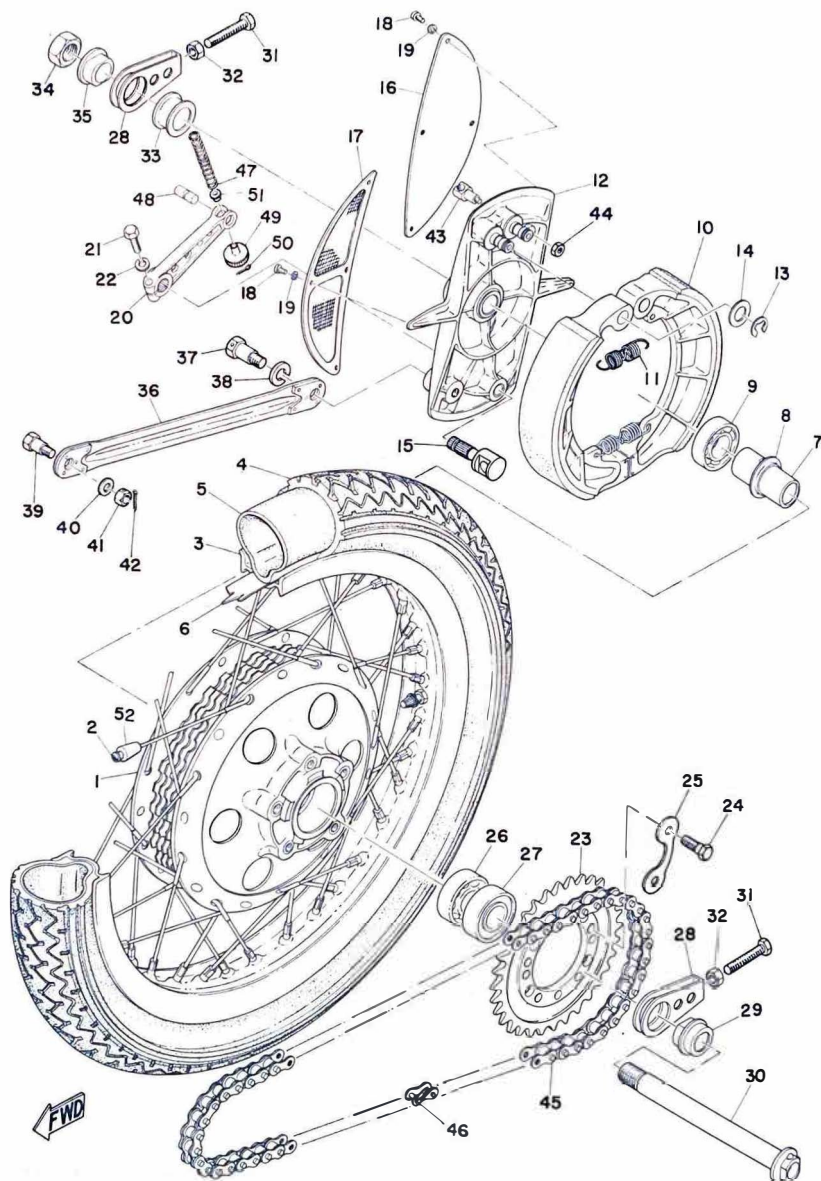
Fig. 22 FRONT WHEEL



# FRONT WHEEL

Ref. No.	Part No.	Description	Q'ty		Applicable Machine No.	Remarks
			TD	TR		
22-20	240-25157-00	SPRING, lever return 1, left	1	1		
	240-25158-00	SPRING, lever return 2, right	1	1		
22-21	240-25155-00	LEVER, cam shaft 1	2	2		
22-22	240-25156-00	LEVER, cam shaft 2	2	2		
22-23	95201-06020	BOLT	4	4		
22-24	92901-06100	WASHER, spring	4	4		
22-25	240-25181-00	SHAFT, wheel	1	1		
22-26	143-25382-00	NUT, shaft	1	1		
22-27	91401-30025	PIN, cotter	1	1		
22-28	240-26381-00	HOLDER, wire adjusting 1	2	2		
22-29	93430-04003	CIRCLIP (E-4)	4	4		
22-30	240-25161-00	ROD, connecting	2	2		
22-31	152-25163-00	END, rod 1	2	2		
22-32	152-25164-00	END, rod 2	2	2		
22-33	152-25165-00	PIN, rod end	4	4		
22-34	92801-06300	NUT	4	4		
22-35	328-25171-00	BAR, tension	2	2		
22-36	240-25173-00	BOLT, tension bar	2	2		
22-37	92901-08100	WASHER, spring	2	2		
22-38	168-21615-00	WASHER, special (15.2-28-2)	1	1		
22-39	156-25398-00	BALANCER, wheel	U.R	U.R		

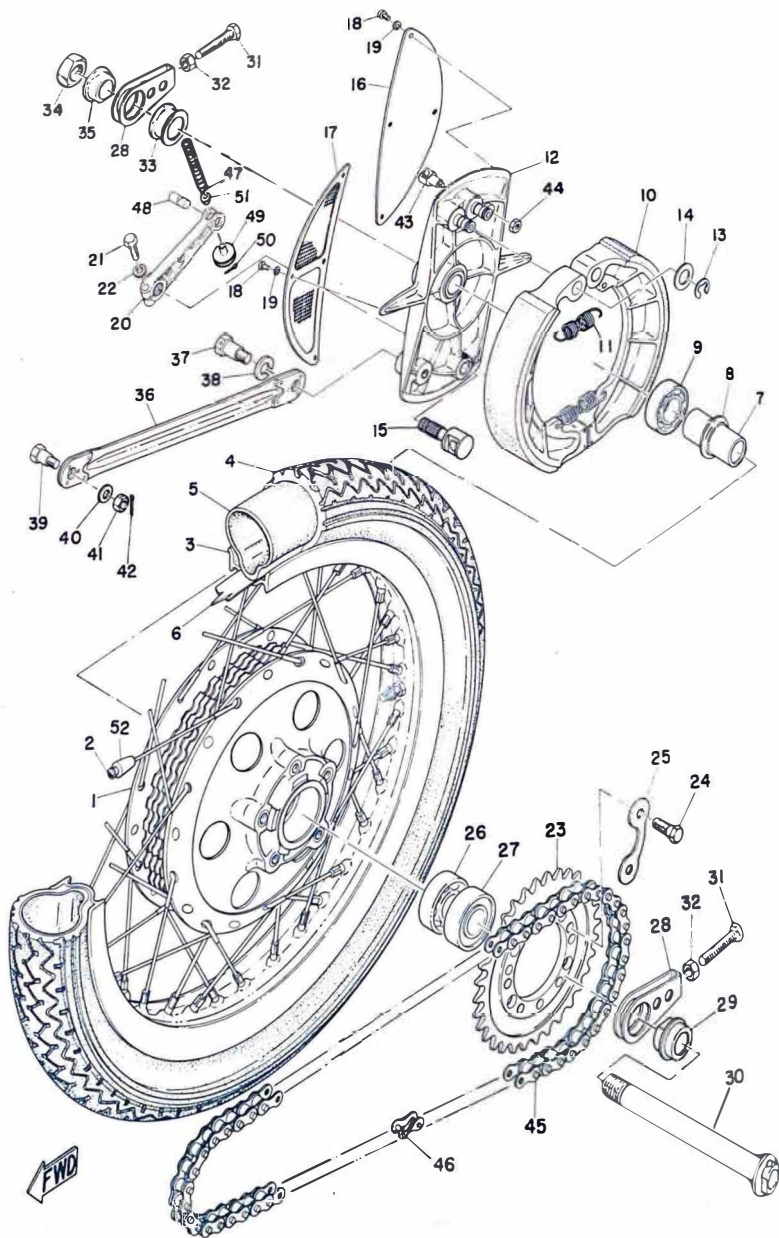
Fig. 23 REAR WHEEL



# REAR WHEEL

Ref. No.	Part No.	Description	Q'ty		Applicable Machine No.	Remarks
			TD	TR		
23- 1	240-25311-00	HUB .....	1	1		
23- 2	240-25304-00	SPOKE SET .....	1s	1s		
23- 3	94421-18050	RIM (2.15B-18) .....	1	1		
23- 5	94230-18025	TUBE (3.00-18) .....	1	1		
23- 6	94330-18010	BAND, rim (3.00-18) .....	1	1		
23- 7	240-25317-00	SPACER, bearing .....	1	1		
23- 8	240-25315-00	FLANGE, spacer .....	1	1		
23- 9	93306-20404	BEARING (6204Z) .....	1	1		
23-10	240-25330-00	BRAKE SHOE COMP. ....	2	2		
23-11	240-25333-00	SPRING, return .....	2	2		
23-12	239-25321-00	PLATE, brake shoe .....	1	1		
23-13	93430-10015	CIRCLIP (E-10) .....	2	2		
23-14	148-25353-00	SHIM, cam shaft .....	2	2		
23-15	240-25351-00	CAM SHAFT .....	1	1		
23-16	240-25327-00	COVER, plate .....	1	1		
23-17	240-25348-00	COVER, suction .....	1	1		
22-18	193-81145-20	SCREW, pan head .....	8	8		
22-19	92901-03100	WASHER, spring .....	8	8		
23-20	240-25355-00	LEVER, cam shaft .....	1	1		
23-21	95201-06020	BOLT .....	1	1		
23-22	92901-06100	WASHER, spring .....	1	1		

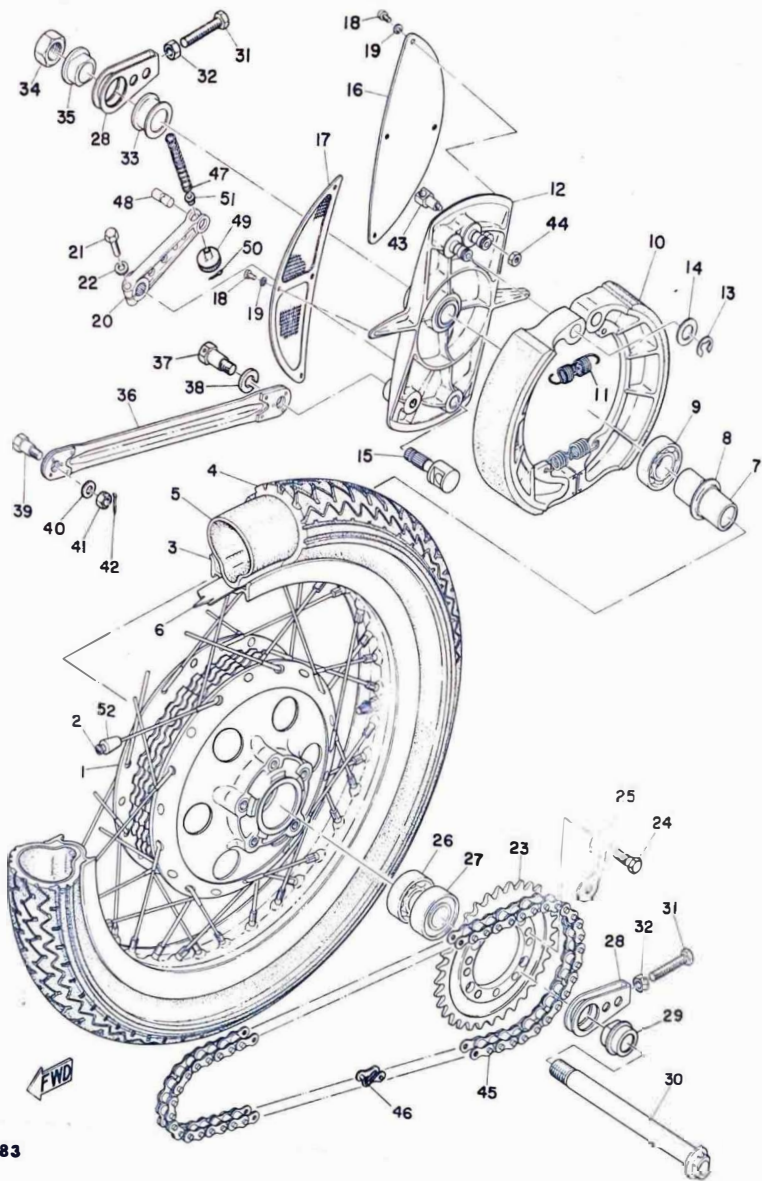
Fig. 23 REAR WHEEL



## REAR WHEEL

Ref. No.	Part No.	Description	Q'ty		Applicable Machine No.	Remarks
			TD	TR		
23-23		GEAR, sprocket wheel (28T) . . . . .				
	240-25429-00	GEAR, sprocket wheel (29T) . . . . .				
	240-25430-00	GEAR, sprocket wheel (30T) . . . . .				
	240-25431-00	GEAR, sprocket wheel (31T) . . . . .				
	240-25432-00	GEAR, sprocket wheel (32T) . . . . .				
	240-25433-00	FEAR, sprocket wheel (33T) . . . . .				TD3 at 5 SPEED
	240-25434-00	GEAR, sprocket wheel (34T) . . . . .				TD3 STD
	240-25435-00	GEAR, sprocket wheel (35T) . . . . .				
	240-25436-00	GEAR, sprocket wheel (36T) . . . . .				
	240-25437-00	GEAR, sprocket wheel (37T) . . . . .				
	240-25438-00	GEAR, sprocket wheel (38T) . . . . .				
		GEAR, sprocket wheel (39T) . . . . .				
	240-25440-00	GEAR, sprocket wheel (40T) . . . . .				
	240-25441-00	GEAR, sprocket wheel (41T) . . . . .				
	240-25442-00	GEAR, sprocket wheel (42T) . . . . .				
23-24	177-25411-00	BOLT, fitting . . . . .	5	5		
23-25	143-25412-00	WASHER, lock . . . . .	3	3		
23-26	93306-30401	BEARING (6304) . . . . .	1	1		
23-27	93306-30404	BEARING (6304Z) . . . . .	1	1		
23-28	240-25388-00	PULLER, chain . . . . .	2	2		
23-29	240-25377-00	COLLAR, shaft . . . . .	1	1		
23-30	240-25381-00	SHAFT, wheel . . . . .	1	1		
23-31	168-25379-00	BOLT . . . . .	2	2		
23-32	98801-08300	NUT . . . . .	2	2		
23-33	240-25383-00	COLLAR, wheel shaft . . . . .	1	1		
23-34	240-25382-00	NUT . . . . .	1	1		

Fig. 23 REAR WHEEL

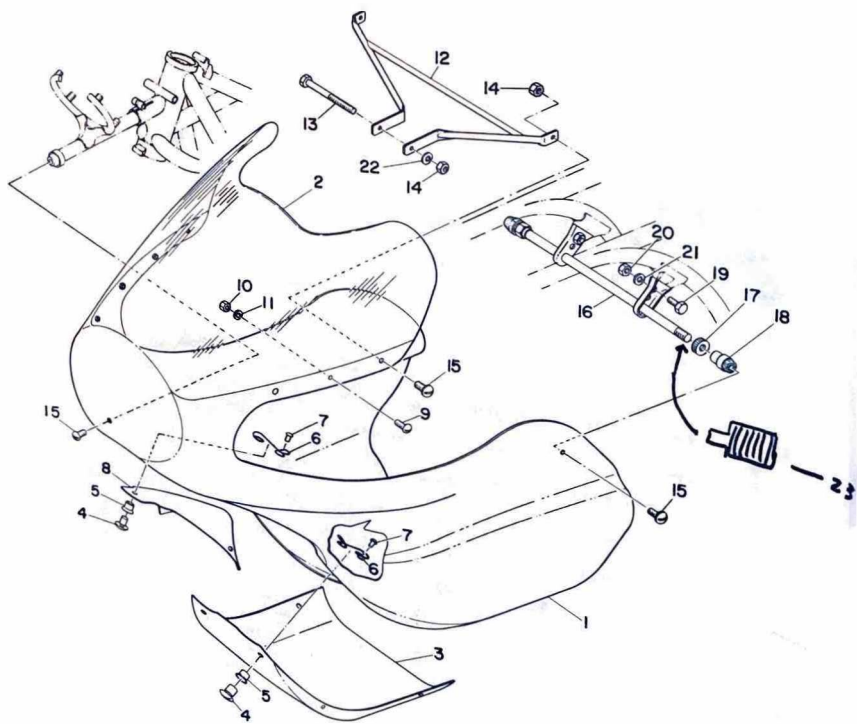




## REAR WHEEL

Ref. No.	Part No.	Description	Q'ty TD TR	Applicable Machine No.	Remarks
23-35	240-25384-00	WASHER, wheel shaft	1 1		
23-36	168-25371-00	BAR, tension	1 1		
23-37	240-25373-00	BOLT, tension bar	1 1		
23-38	92901-12100	WASHER, spring	1 1		
23-39	168-25373-00	BOLT, tension bar	1 1		
23-40	92901-08200	WASHER, plain	1 1		
23-41	95301-08200	NUT	1 1		
23-42	91401-20015	PIN, cotter	1 1		
23-43	240-26396-00	HOLDER, wire	1 1		
23-44	92801-06300	NUT	1 1		
23-45	94515-20092	CHAIN (520T-92P)	1 1		
23-46	94615-20001	JOINT, chain	1 1		
23-47	294-27236-00	SPRING, brake wire	1 1		
23-48	143-27237-00	PIN, clevis	1 1		
23-49	177-27238-00	NUT, adjusting	1 1		
23-50	91401-12010	PIN, cotter	1 1		
23-51	294-27239-00	SEAT, spring	1 1		
23-52	156-25398-00	BALANCER, wheel	U.R.U.R		

Fig. 24 COWLING



FWD

# COWLING

Ref. No.	Part No.	Description	Q'ty		Applicable Machine No.	Remarks
			TD	TR		
24- 1	328-28350-00-02	COWLING ASS'Y .....	1	1		
24- 2	145-28381-00	. WINDOW, front .....	1			
24- 3	240-28385-00	. COVER, under .....	1	1		
24- 4	240-28386-00	. HEAD .....	9	9		
24- 5	240-28389-00	. EYELET .....	9	9		
24- 6	240-28388-00	. SPRING .....	9	9		
24- 7	240-28387-00	. RIVET .....	22	22		
24- 8	240-28384-00	. COVER, upper .....	1	1		
24- 9	240-28328-00	SCREW, front wind .....	7	7		
24-10	98801-04200	NUT .....	7	7		
24-11	92901-04100	WASHER, spring .....	7	7		
24-12	240-28357-00-33	STAY, window .....	1	1		
24-13	91101-06085	BOLT .....	1	1		
24-14	145-28364-00	NUT, fitting .....	3	3		
24-15	143-28353-00	SCREW, fitting .....	5	5		
24-16	240-28358-00-33	STAY, cowling rear .....	1	1		
24-17	240-28364-00	. NUT, lock .....	2	2		
24-18	240-28371-00	. DAMPER .....	2	2		
24-19	95201-08015	BOLT .....	2	2		
24-20	95301-08200	NUT .....	2	2		
24-21	92901-08100	WASHER, spring .....	2	2		
24-22	92901-06100	WASHER, spring .....	1	1		
24-23	240-28363-00	NUT, damper .....	2	2		

# NUMERICAL INDEX



# NUMERICAL INDEX

Ref No.	Parts No.	Ref No.	Parts No.	Ref No.	Parts No.
21-12	101-24356-00	13- 4	137-13176-00	16- 4	150-22124-00
10- 4	102-18138-00	13-21	137-13187-00	16- 6	150-22126-00
13- 7	102-18138-00	2-13	137-15353-00	16-14	150-22128-00
2-15	120-15371-00	3-18	137-15353-00	19- 7	160-83912-00-38
19-15	122-22244-00	8-27	137-15353-00	19-24	150-83922-00
17-18	122-23119-01	9-18	137-18137-00	11-18	152-14123-00
17-19	122-23129-00	18- 7	137-23454-00	7- 3	152-17226-00
17-16	122-23346-00	22-14	137-25153-00	7-38	152-17463-00
13- 1	126-13116-00	21- 9	143-24356-00	22-31	152-25163-00
11-26	127-14124-20	20-37	143-24356-00	22-32	152-25164-00
11-17	127-14134-00	20-17	143-24681-00	22-33	152-25165-00
11-29	127-14135-00	20-18	143-24683-00	19- 8	152-83915-00
11-31	127-14161-00	20-19	143-24684-00	19-25	152-83915-00
11-28	127-14171-00	20-20	143-24685-00		
11-30	127-14174-00	23-25	143-25412-00	6-15	156-16174-00
11- 8	127-14186-00	22-26	143-25382-00	7-17	156-17429-00
7- 9	132-17216-00	15-22	143-27229-00	7-37	156-17464-01
		19-44	143-27237-00	16- 3	156-22127-00
6-36	132-16346-00	23-48	143-27237-00	18- 1	156-23411-00
14-20	136-12316-00	24-15	143-28353-00	18- 2	156-23412-00
18- 6	136-23415-00	15-28	143-83543-00	20-14	156-24181-00
22- 8	136-25115-00	20-39	144-14159-00	22-39	156-25398-00
22- 7	136-25117-00	15-19	144-21161-00	23-52	156-25398-00
4-16	137-11634-00	12- 4	145-14683-00	18-11	157-23491-00
13-18	137-13128-00	12- 5	145-14684-00	13-29	161-15426-00
		12-11	145-14775-00	4- 8	164-11685-00
		18-14	145-14775-00	11-21	164-14137-00
13-13	137-13138-01	19- 4	145-14775-00	7-40	164-17417-00
11- 3	137-14143-68	20-38	145-24311-00	17-30	164-23462-00
11- 3	137-14143-70	20-26	145-24529-00	2-20	164-82594-00
11- 3	137-14143-72	21- 3	145-28364-00	4-24	168-11555-00
11- 3	137-14143-74	24-14	145-28364-00		
11- 3	137-14143-76	19-38	145-26364-00	6- 7	168-16333-00
11- 3	137-14143-78	24- 2	145-28381-00		
13-12	137-13147-00	15-31	145-83546-00	6-35	168-16345-00
11- 4	137-14153-00	16- 5	148-22123-00	7-13	168-17428-01-03
13-26	137-13165-00	23-14	148-25353-00	7-31	168-17428-01-03
1-10	137-13167-00	4-18	150-11545-00	7-13	168-17428-01-05
13-27	137-13167-00				

# NUMERICAL INDEX

Ref No.	Parts No.	Ref No.	Parts No.	Ref No.	Parts No.
7-31	168-17428-01-05	6-27	214-16347-01	16- 1	239-22110-00-33
3-10	168-18149-01			23-12	239-25321-00
15- 3	168-21483-00	6-33	214-16379-00	11-36	240-13575-02
22-38	168-21615-00			11-37	240-13576-00
23-36	168-25371-00	6-32	214-16389-00	11-33	240-14157-00
23-39	168-25373-00	10-10	214-17811-01	11-39	240-14486-00
23-31	168-25379-00	10-16	214-17812-00	12-10	240-14764-00
7-35	169-17462-00	10-15	214-17815-00	12- 6	240-14772-00-00
15- 2	169-21482-00	10-12	214-17841-01	12- 9	240-14773-00
7-36	170-17461-50	10-19	214-17843-00	12- 7	240-14782-00-00
7-36	170-17461-60	10-14	214-17847-00	12- 8	240-14739-00
7-36	170-17461-70	9- 3	214-18123-00		
9-15	170-18132-00	9-11	214-18139-02	9-13	240-18113-00
21-11	170-21766-00	9- 5	214-18178-00	21-10	240-21743-00
14-18	170-84756-00	9- 6	214-18186-00	21- 8	240-21766-00
11-32	174-14169-01	17-13	214-23114-00	21- 6	240-21770-00
		17- 9	214-23146-00	21- 7	240-21772-00
6-12	174-16356-00	17-10	214-23156-00	16- 3	240-22127-00
18- 8	174-23443-00			16- 2	240-22141-00
23-24	177-25411-00	6-25	237-15389-00	16- 7	240-22143-00
19-30	177-26253-01	1- 8	239-11171-00	16- 9	240-22210-20
19-45	177-27238-00	11-19	239-14112-30	16-10	240-22242-00
23-49	177-27238-00	11-14	239-14115-00	17-26	240-23435-00
18- 3	183-23411-00	11-20	239-14116-09	18-10	240-23490-00
18- 4	183-23412-00	11-15	239-14117-00	20- 2	240-24161-00
11- 1	193-14142-70	11-23	239-14131-00	20-16	240-24173-00
22-17	193-81145-20	11-22	239-14136-00	20-15	240-24181-00
22-18	193-81145-20	11- 2	239-14141-32	20-21	240-24318-00
13-23	214-13161-01	11-24	239-14158-00	20-23	240-24500-00
13-25	214-13162-00	11-16	239-14172-20		
13-24	214-13164-00	11-11	239-14181-00		
12- 3	214-14623-00	11-10	239-14184-00	20-28	240-24524-00
4-23	214-16119-00	11- 7	239-14185-00	20-29	240-24525-00
		11- 9	239-14187-01	20-32	240-24528-00
6-16	214-16119-00	11- 5	239-14190-33	20-27	240-24534-00
		11- 6	239-14195-00	20-31	240-24537-00
6-31	214-16344-00	2-12	239-15351-00	20-30	240-24544-00
		3-19	239-15351-00	21- 5	240-24732-00

# NUMERICAL INDEX

Ref No.	Parts No.	Ref No.	Parts No.	Ref No.	Parts No.
22- 2	240-25104-00	23-23	240-25433-00	24- 8	240-28384-00
22- 1	240-25111-00	23-23	240-25434-00	24- 3	240-28385-00
22-12	240-25121-00	23-23	240-25435-00	24- 4	240-28386-00
22-16	240-25130-00	23-23	240-25436-00	24- 7	240-28387-00
22-10	240-25130-00	23-23	240-25437-00	24- 6	240-28388-00
22-11	240-25133-00	23-23	240-25438-00	24- 5	240-28389-00
22-15	240-25148-00			19- 0-1	240-82810-00
22-19	240-25151-00	23-23	240-25440-00	19- 6	240-82811-00
22-21	240-25155-00	23-23	240-25441-00	19- 0-3	240-82820-00
22-22	240-25156-00	23-23	240-25442-00	19-23	240-82821-00
22-20	240-25157-00	19- 1	240-26121-00-33	19-13	240-83941-00
22-20	240-25158-00	19- 2	240-26122-00-33	19-14	240-83945-00
22-30	240-25161-00	19- 5	240-26241-00	19-12	240-83946-00
22-12	240-25169-00	19-18	240-26242-00	1- 7	248-11175-00
22-36	240-25173-00	19-19	230-26243-00	1- 6	248-11361-00
22-25	240-25181-00	19-20	240-26281-00	2-16	248-15373-00
23- 2	240-25304-00	19-21	240-26282-00	2- 5	256-15193-00
23- 1	240-25311-00	19-29	240-26311-00	2- 4	256-15194-00
23- 8	240-25315-00	19-41	240-26331-00		
23- 7	240-25317-00	19-33	240-26347-00	6-30	256-16343-01
23-16	240-25327-00	19-34	240-26349-00		
23-10	240-25330-00	22-28	240-26381-00	6-28	256-16396-01
23-11	240-25333-00	23-43	240-26396-00	15- 6	248-21315-00
23-17	240-25348-00	15-14	240-27211-00-00	20- 4	256-24621-00
23-15	240-25351-00	15-14	240-27211-10-00	19-12	256-24624-00
23-20	240-25355-00	15-15	240-27216-10	20-10	256-24628-00
23-37	240-25373-00	15-15	240-27216-00	20- 9	256-24637-00
23-29	240-25377-00	19-42	240-27236-00	13- 2	275-13175-00
23-30	240-25381-00	15-21	240-27236-00	1- 6	276-11361-00
23-34	240-25382-00	15-21	240-27351-00	1- 2	278-11181-00
23-33	240-25383-00	15-13	240-27400-00	1- 5	278-11351-00
23-35	240-25384-00	15-13-1	240-27413-00	4-22	278-11546-00
23-28	240-25388-00	24- 9	240-28328-00	4-15	278-11633-00
		24-12	240-28357-00-33	4- 7	278-11681-00
23-23	240-25429-00	24-16	240-28358-00-33	13-22	278-13161-00
23-23	240-25430-00	24-23	240-28363-00	13-28	278-13174-00
23-23	240-25431-00	24-17	240-28364-00	3-17	278-15363-00
23-23	240-25433-00	15-25	240-28371-00	2-19	278-15441-00
		24-18	240-28371-00		

# NUMERICAL INDEX

Ref No.	Parts No.	Ref No.	Parts No.	Ref No.	Parts No.
3-12	278-15461-00	20-22	294-24167-00	2- 0-1	328-15100-00
2-17	278-15492-00			2- 1	328-15111-00
7-39	278-15650-00	20- 3	294-24611-00	2- 2	328-15121-00
		20- 5	294-24612-00	2-21	328-15316-00
6-23	278-16154-00	19-36	294-26341-00	2-22	328-15317-00
		19-37	294-26361-00	2-24	328-15398-00
6-26	278-16340-00	19-32	294-26371-00	3- 1	328-15411-00
4-19	278-17424-00	23-47	294-27236-00	3- 5	328-15415-00
7-32	278-17424-00	19-43	294-27239-00	3-15	328-15416-00
7-30	278-17425-00	23-51	294-27239-00	3-15	328-15415-10
10- 6	278-17812-00	14- 2	294-82370-00	3- 7	328-15417-00
10- 6	278-17831-00	19-48	294-83974-00	3- 9	328-15421-00
10- 2	278-17851-00	13-14	295-13146-00	3- 9	328-15421-10
10- 1	278-17861-00	14- 7	322-85543-10	4-21	328-16111-00
9-20	278-18101-00	1- 1	328-11111-00		
9- 9	278-18124-00	1- 3	328-11311-00	6- 1	328-16150-10
9-10	278-18127-00	1- 4	328-11321-00	6- 2	328-16160-00
9-16	278-18131-00	4- 0-1	328-11400-01		
8-23	278-18149-00	4- 1	328-11412-01	6-22	328-16182-00
8-20	278-18531-00	4- 2	328-11422-01	6-19	328-16182-10
10-20	278-17833-00	4- 3	328-11432-01		
8-21	278-18535-00	4- 4	328-11442-01	6- 0-1	328-16301-10
8-19	278-18552-00	4-25	328-11513-00		
		4- 9	328-11515-00	6- 4	328-16321-10
8-25	278-18557-00	4-14	328-11611-00	6- 5	328-16324-10
17-23	278-23128-50	4-13	328-11631-00-96		
17- 2	278-23136-50			6- 9	328-16337-00
17-12	278-23142-50				
17- 8	278-23145-50			6- 6	328-16350-00
17-21	278-23158-50	4- 6	328-11650-09		
17-22	278-23167-50	13- 0-1	328-13101-00	6- 8	328-16352-00
17- 4	278-23171-50	13- 8	328-13178-00		
17-20	278-23181-50	11-34	328-13555-00	6-24	328-16357-00
1- 2	280-11181-00	11-45	329-13556-00	6-11	328-16366-10
4-15	280-11633-00	11-44	329-13565-00		
10- 2	280-17851-00	11- 0-1	328-14101-00	6- 3	328-16370-10
17-14	291-23111-00	11-40	328-14475-00	7-25	328-17116-00
17-11	292-23144-00	12- 1	328-14610-00	7- 8	328-17121-00
11-43	294-14491-00	12- 2	328-14620-00		



# NUMERICAL INDEX

Ref No.	Parts No.	Ref No.	Parts No.	Ref No.	Parts No.
		17- 6	328-23141-00	9-14	91101-06020
7- 5	328-17131-00	17- 5	328-23170-00	21-13	91101-06020
7- 2	328-17141-00	17-15	328-23340-00-33	14-19	91101-06025
7-10	328-17151-00	20- 1	328-24110-00	2-10	91101-06045
7- 7	328-17161-00	21- 1	328-24710-00	21- 2	91101-06045
7-27	328-17211-00	22-35	328-25171-00	2- 9	91101-06055
7- 6	328-17216-00	19-31	328-26335-00	2- 8	91101-06085
7-20	328-17216-00			19-10	91101-06025
7-19	328-17221-00	24- 1	328-28350-00-02	19-27	91101-06025
7-23	328-17231-00	15-24	328-28356-00-33	24-13	91101-06085
7-24	328-17241-00	14- 1	328-82310-60	10-17	91201-06010
7-18	328-17251-00	15-26	328-83540-00	15- 8	91201-10055
		15-27	328-83560-00	11-35	91316-08015
7- 1	328-17411-00	19-47	328-83976-00	11-35	91316-08035
7-16	328-17421-00	14- 0-1	328-85500-10		
9-12	328-18111-00-93	14- 6	328-85510-10	6-34	91401-10010
9- 1	328-18128-00	14- 8	328-85515-10	15-30	91401-10012
8- 9	328-18141-00	14- 4	328-85540-10	19-46	91401-12010
9- 2	328-18151-00	14- 5	328-85550-10	23-50	91401-12010
8-14	328-18179-00	14- 9	328-85559-10	13-19	91401-12018
8- 5	328-18185-00	1- 1	329-11111-00	23-42	91401-20015
8- 7	328-18352-00	1- 3	329-11311-00	8-11	91401-25025
8- 7-1	328-18352-10	1- 4	329-11321-00	22-27	91401-30025
8-17	328-18511-00	4-14	329-11611-00	20- 8	91609-30020
8-18	328-18512-00	4-13	329-11631-00-96	2- 3	91800-08016
8- 0-1	328-18540-00			3- 2	91800-08016
				3-11	91800-08016
				1- 9	92501-06008
8-24	328-18547-00	13- 8	329-13178-00	19-16	92501-06018
8- 3	328-18561-00	11- 0-1	329-14101-00	14-15	92501-06025
8-12	328-18562-00	12- 1	329-14610-00	14-24	92501-06075
8-26	328-18577-00	12- 2	329-14620-00	11-38	92501-06025
15- 1	328-21110-00-33	4-21	329-16111-00	3- 4	92506-06020
18-16	328-21510-00			3-14	92506-06030
15- 9	328-21610-00	6- 1	329-16150-10	3- 3	92506-06035
17- 0-1	328-23100-00			3-16	92506-06035
17- 1	328-23126-00	11-27	802-14169-00	3-13	92506-06040
17- 7	328-23124-00	11-25	802-14161-00	3-16	92506-06040

# NUMERICAL INDEX

Ref No.	Parts No.	Ref No.	Parts No.	Ref No.	Parts No.
3- 6	92506-06060	17-28	92901-08100	7-33	93306-30504
8-13	92701-06015	18-19	92901-08100	4-11	93306-30511
22-34	92801-06300	22-37	92901-08100	4-12	93310-21632
23-44	92801-06300	2- 6	92901-08200	4-12	93310-21636
19-11	92803-06200	12-12	92901-08200	7-26	93310-22057
19-28	92803-06200	18-20	92901-08200		
22-18	92901-03100	20- 6	92901-08200	4- 5	93310-42255
22-19	92901-03100	23-40	92901-08200	7-29	93311-42006
14-14	92901-04100	13- 9	92901-08400	7-12	93311-22005
24-11	92901-04100	15- 5	92901-10100	8- 8	93315-23612
20-36	92901-04500	15-17	92901-10100	7-41	93410-15005
11-13	92901-05100	16-11	92901-10100	7-28	93410-20009
13-15	92901-05100	17-15	92901-10100	7-11	93410-20009
14-11	92901-05100	15-18	92901-10200	8-10	93410-30012
19-40	92901-05100	16-13	92901-10200	17- 3	93420-28025
14-12	92901-05200	23-38	92901-12100	20-13	93430-02001
		13-17	93101-10001	15-20	93430-04002
6-10	92901-06100	13- 5	93101-10002	22-29	93430-04003
9- 8	92901-06100	9-19	93101-12004	20- 7	93430-06005
10-18	92901-06100	6-20	93101-66045	15-23	93430-06005
14-22	92901-06100	7-34	93102-35054	19-35	93430-06005
14-16	92901-06100	4-17	93103-20046	9- 4	93430-07012
15-11	92901-06100	4-20	93103-40058	10- 5	93430-08006
19-17	92901-06100	6-18	93107-40006	13- 6	93430-08006
22-24	92901-06100	20-11	93210-06125	22-13	93430-10015
23-22	92901-06100	10-13	93210-07100	23-13	93430-10015
24-22	92901-06100	6-13	93210-9165	8-22	93430-10016
2-11	92901-06200	2-23	93210-12131	9-17	93430-10016
14-17	92901-06200	10-11	93210-13016	10- 7	93430-10016
14-21	92901-06200	6-17	93210-22164	7- 4	93440-25008
21- 4	92901-06200	6-21	93310-23356	7-21	93440-25008
11-41	92901-06200	20-33	93210-38146	7-15	93440-52009
15-12	92901-06200	7-14	93305-20502	18- 5	93501-04011
24-21	92901-08100	22- 9	93306-20204		
12-14	92901-08100	23- 9	93306-20404	6-14	93505-16006
15-33	92901-08100	4-10	93306-20605	2-14	93603-14026
15-35	92901-08100	23-26	93306-30401	10- 3	93603-22028
17-24	92901-08100	23-27	93306-30404	13- 3	93603-22028

# NUMERICAL INDEX

Ref No.	Parts No.	Ref No.	Parts No.	Ref No.	Parts No.
8-16	93604-08071	19- 3	97203-08035		
8- 6	93604-14012	14-13	98501-04008		
8- 2	93604-22050	19-39	98501-05008		
16- 8	93700-06001	2-18	98501-05010		
		8-15	98501-05010		
		14-10	98501-05010		
22- 5	94227-18010	6-29	98501-05012		
22- 5	94230-18025	11-12	98501-05015		
23- 5	94230-18025	13-11	98501-05015		
22- 6	94327-18008	19-22	98501-05020		
22- 6	94330-18010	3- 8	98506-05012		
23- 6	94330-18010	10- 9	98701-05012		
22- 3	94416-18043	20-34	98701-04020		
22- 3	94418-18047	20-35	98701-04035		
23- 3	94421-18050	8- 4	98701-05018		
23-45	94515-20092	24-10	98801-04200		
23-46	94615-20001	13-16	98801-05200		
1- 9	94701-00017	15-29	98801-05500		
15-10	95201-06012	9- 7	98801-06100		
24-19	95201-08015	11-42	98801-06100		
12-13	95201-08018	19- 9	98801-06100		
15-32	95201-08020	19-26	98801-06100		
18-17	95201-08020	14-23	98801-06200		
22-23	95201-06020	13-10	98801-08300		
23-21	95201-06020	18-15	98801-08300		
18-18	95201-08025	23-32	98801-08300		
15-34	95301-08200	13-20	98901-04008		
23-41	95301-08200	17-29	98803-08100		
24-20	95301-08200	2- 7	98803-08200		
15- 4	95301-10100	18- 9	98803-16200		
15-16	95301-10100				
6-12	95301-10100				
17-27	97101-08040				
18-12	97201-08030				
18-13	97201-08045				
15- 7	97201-08055				

00	9323001	9308721	46
PAR TS LI	323500	9308721	46
DESCRIPTION	DEALER NO.	GROSS NO.	STA