



YAMAHA

PARTS LIST

MODEL **YZ250**

MODEL **YZ360**

NOTICE

ALL PART NUMBERS CONTAINED IN THIS CATALOGUE ARE COMPRISED OF TEN DIGITS. WHEN ORDERING, PLEASE ADD TWO ZEROS TO THE END OF EACH PART NUMBER REQUIRED TO CONVERT THE TEN DIGITS INTO THE NEW TWELVE DIGIT NUMBERS.

YAMAHA MOTOR CO., LTD.

www.legends-yamaha-enduros.com

YAMAHA

PARTS LIST

MODEL YZ250
MODEL YZ360

www.legends-yamaha-enduros.com



YZ250



YZ360

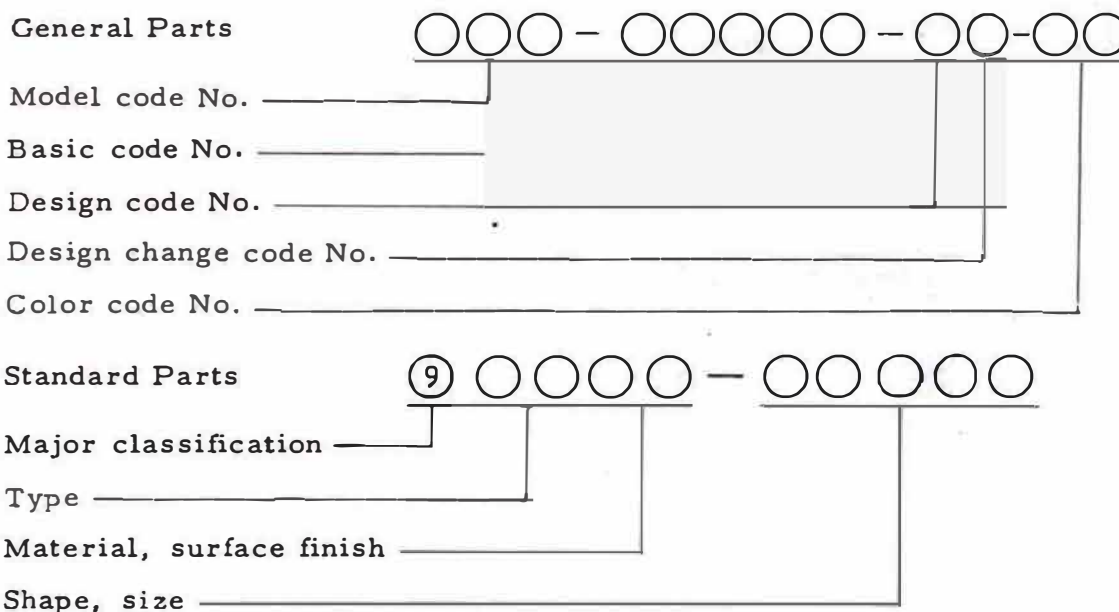
www.legends-gamcha-enduros.com

FOREWORD

This Parts List relates to the parts in use for the Yamaha YZ250/YZ360. When you are ordering replacement parts for the YZ250/YZ360 refer to this Parts List and quote both part numbers and part names correctly.

1. Structure of Part No.

Yamaha parts are divided largely into two categories; general parts and standard parts, and each part No. has the following structure:



Note: Every standard No. begins with 9.

2. How to Use this Parts List

(1) Except for steel balls (whose size is indicated in inches), the size of all parts is indicated in millimeters in the following manner.

Pipe (rubber or vinyl) Inside diameter - length

O-ring Section area - inside diameter

Washer, shim, collar Inside diameter - outside diameter - thickness (length)

(2) Parts, which are to be supplied in the form of assemblies, are listed with an indentation of one letter's space, and a dot (.) is put

against the name of each part. If any two different assemblies (e.g., right and left side components) consist of almost the same type components, these two assemblies are listed in two lines, and then the names of component parts are listed in the subsequent lines with an indention as mentioned earlier. The quantity of parts is given in the following manner; that is, in the case of parts being the same in type between the right and left, a total quantity of parts is given. On the other hand, if the right and left side parts are different in type, the quantity of part(s) on each side is given.

Example

Description	Q'ty
CARBURETOR ASS'Y, left	1
CARBURETOR ASS'Y, right	1
. JET, pilot	2
. NOZZLE, main	2
⋮	
. LEVER, starter, left	1
. LEVER, starter, right	1

(3) Key to Symbols

- U. R. Use size (thickness) and/or number as required
- T Number of teeth in a gear
- V Voltage for light bulbs
- S "S" type oil seal or "S" type circlip
- SD "SD" type oil seal
- SO "SO" type oil seal
- SW "SW" type oil seal
- E "E" type circlip
- R "R" type circlip
- F/No. Frame No. (Applicable machine No.)

- (4) The right and left in relation to parts are determined on the basis of the rider facing toward the front.
- (5) This Parts List is based on the model in the production line on Mar. 1, 1973. Accordingly, if any modifications which have been made to parts will be announced in the Yamaha Parts News. It is advisable that according to the Yamaha Parts News, You will make necessary corrections to the Parts List on hand to keep it up-to dated.

CONTENTS

ENGINE

Fig. 1	Cylinder Head · Cylinder	1
Fig. 2	Crankcase	3
Fig. 3	Crankcase Cover	5
Fig. 4	Crank · Piston	7
Fig. 5	Clutch	11
Fig. 6	Transmission	15
Fig. 7	Shifter 1	19
Fig. 8	Shifter 2	23
Fig. 9	Kick Starter	25
Fig. 10	Intake	29
Fig. 11	Carburetor	31
Fig. 12	Exhaust	35
Fig. 13	C.D.I. Magneto	37

CHASSIS

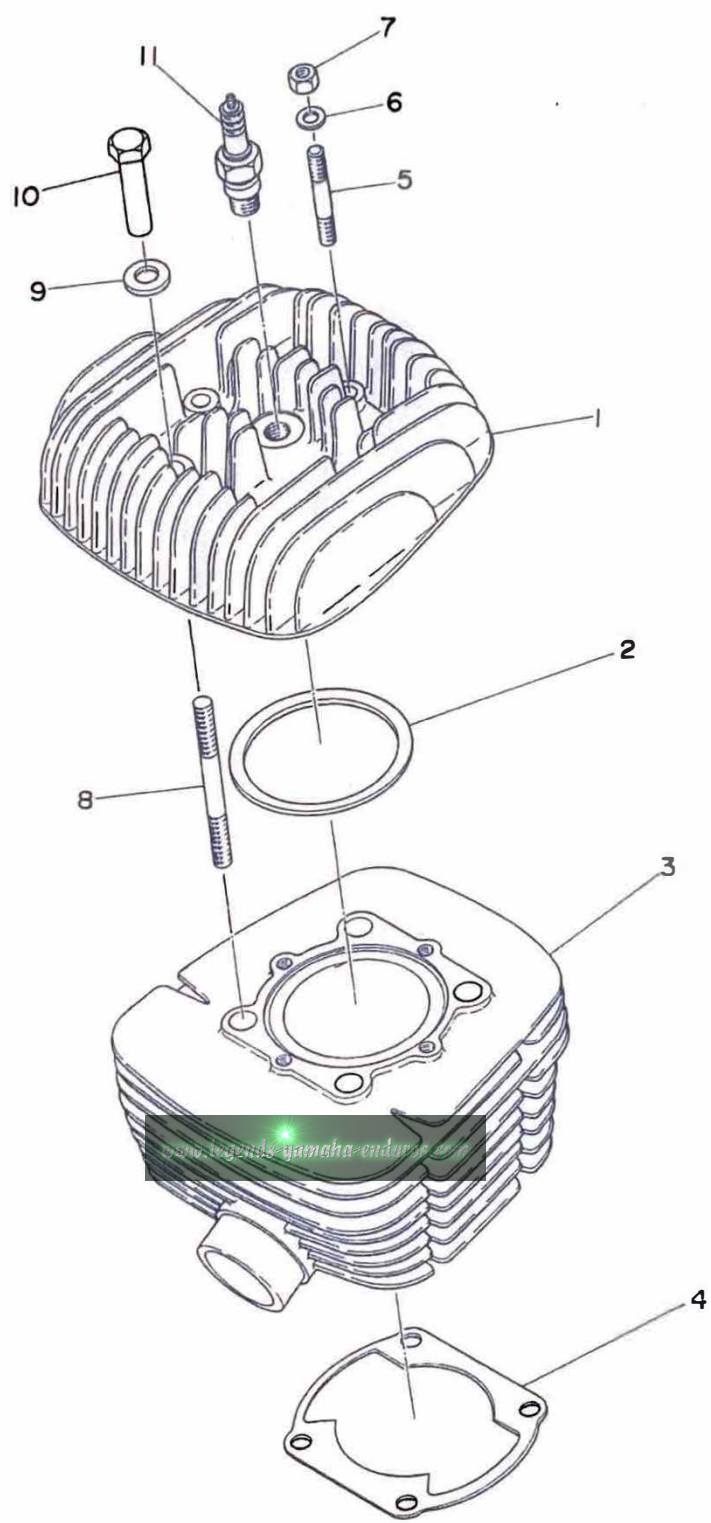
Fig. 14	Frame · Side Cover	41
Fig. 15	Rear Arm · Rear Cushion	43
Fig. 16	Footrest · Brake Pedal	45
Fig. 17	Front Fender · Rear Fender	49
Fig. 18	Front Fork	51
Fig. 19	Steering	55
Fig. 20	Handle · Wire	57
Fig. 21	Fuel Tank	61
Fig. 22	Seat	63
Fig. 23	Front Wheel	65
Fig. 24	Rear Wheel	67
Fig. 25	Electrical	71

NUMERICAL INDEX

ENGINE



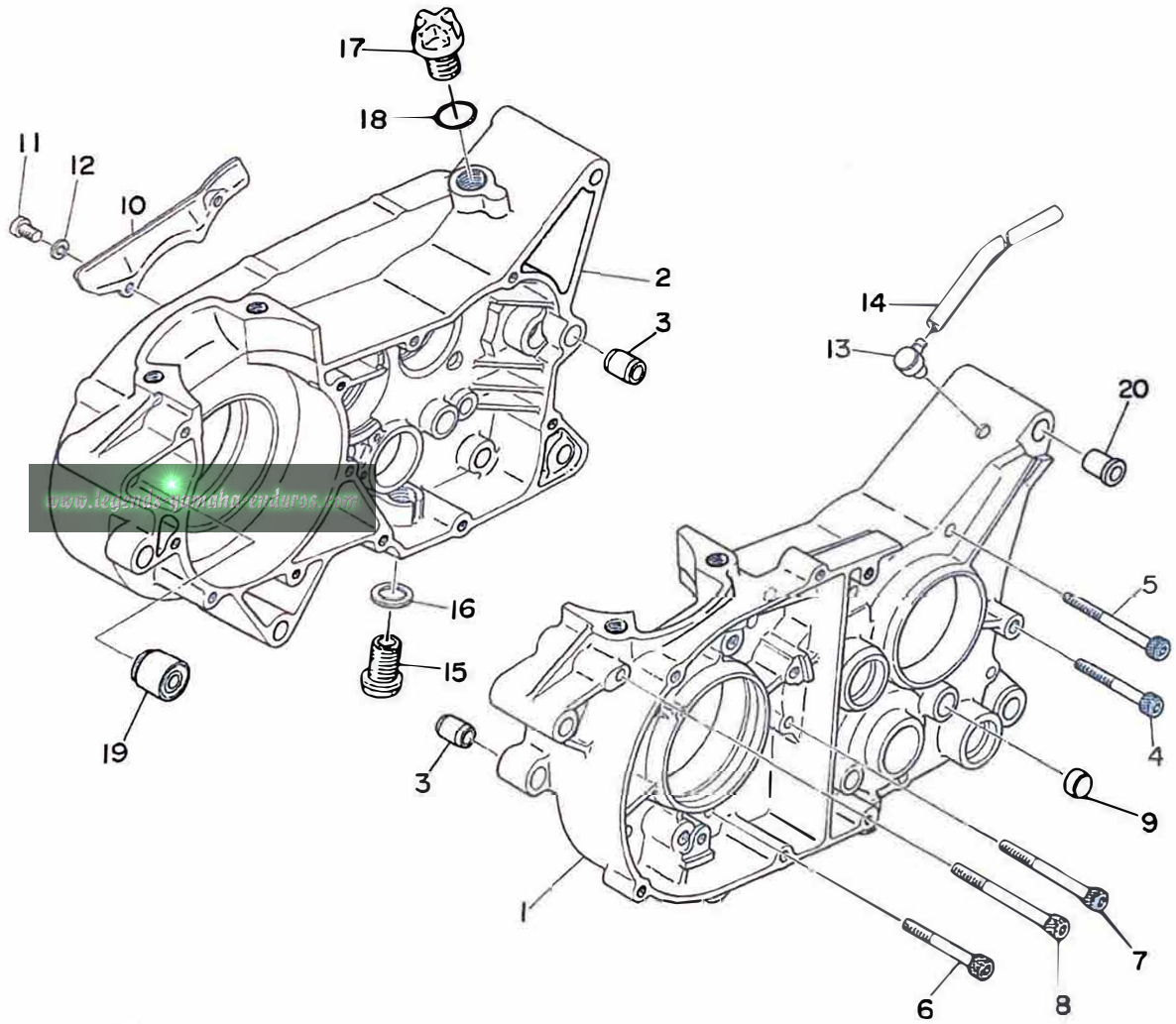
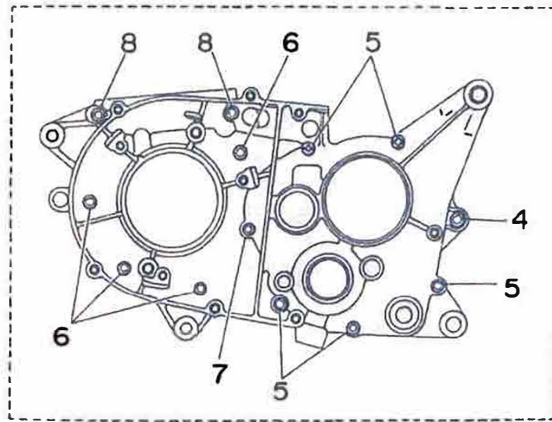
Fig. 1 CYLINDER HEAD · CYLINDER



CYLINDER HEAD · CYLINDER

Ref. No.	Part No.	Description	Q'ty		Applicable Machine No.	Remarks
			YZ	YZ 250 360		
1- 1	431-11111-00	HEAD, cylinder	1			
	432-11111-00	HEAD, cylinder		1		
1- 2	431-11181-00	GASKET, cylinder head	1			
	275-11181-00	GASKET, cylinder head		1		
1- 3	431-11311-00	CYLINDER	1			
	432-11311-00	CYLINDER		1		
1- 4	214-11351-00	GASKET, cylinder	1			
	432-11351-00	GASKET, cylinder		1		
1- 5	275-11179-00	BOLT, stud	4	4		
1- 6	92901-08200	WASHER, plain	4	4		
1- 7	98801-08200	NUT	4	4		
1- 8	214-11361-00	BOLT, cylinder holding	4	4		
1- 9	214-11175-00	WASHER, holding	4	4		
1-10	90179-10010	NUT, holding	4			
	90179-10011	NUT, holding		4		
1-11	94701-00074	PLUG, spark (B-8EV)	1	1		

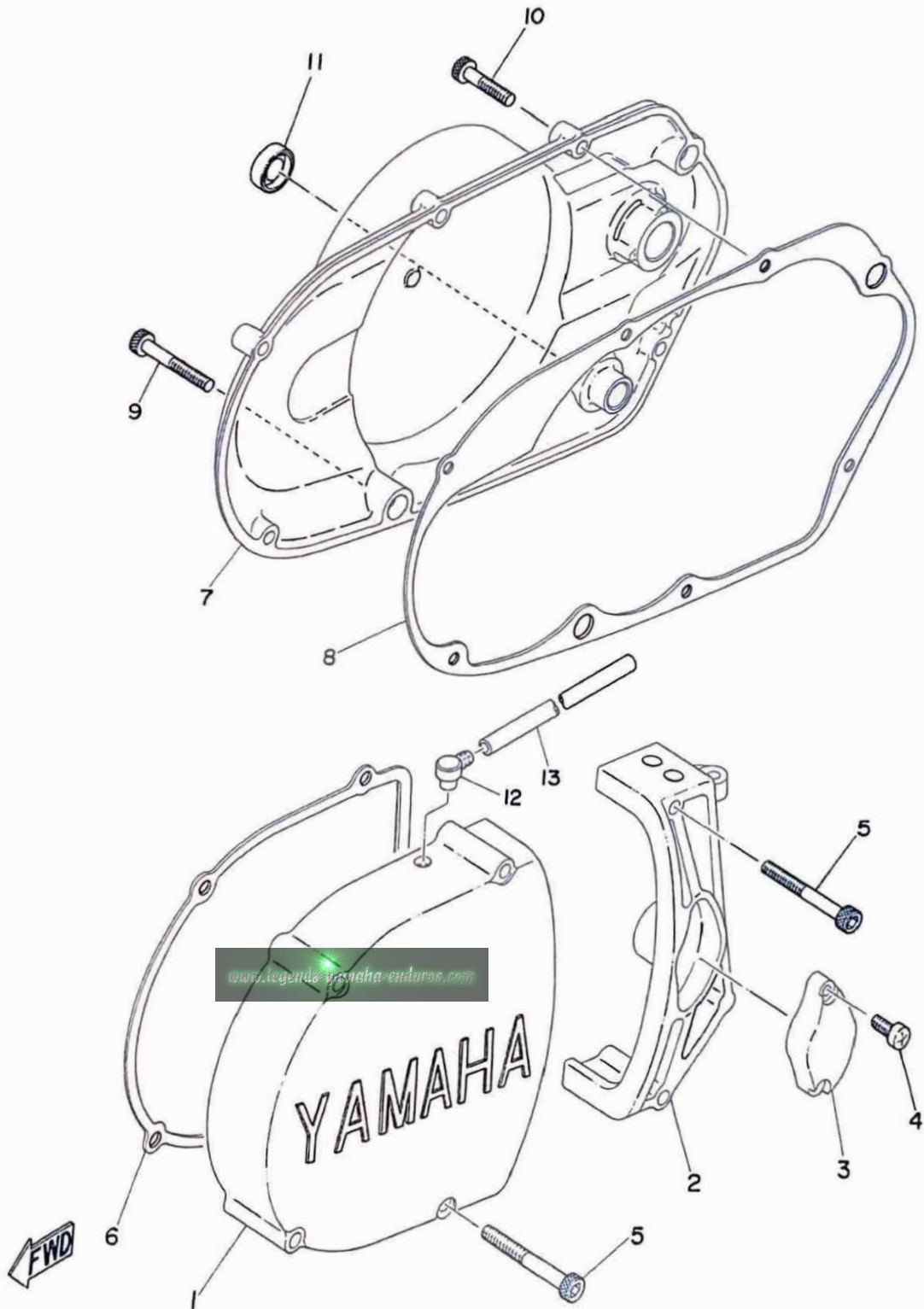
Fig. 2 CRANKCASE



CRANKCASE

Ref. No.	Part No.	Description	Q'ty		Applicable Machine No.	Remarks
			YZ 250	YZ 360		
2- 1	431-15111-00	CASE, crank left	1			
	432-15111-00	CASE, crank left		1		
2- 2	431-15121-00	CASE, crank right	1			
	432-15121-00	CASE, crank right		1		
2- 3	91810-05016	PIN, dowel (8.4-12-16)	4	4		
2- 4	91316-06045	BOLT	1	1		
2- 5	91316-06065	BOLT	5	5		
2- 6	90110-07004	BOLT	4	4		
2- 7	90110-07005	BOLT	1	1		
2- 8	90110-07006	BOLT	2	1		
	90110-07007	BOLT		1		
2- 9	214-15385-00	PLUG, blind	2	2		
2-10	214-15492-00	COVER	1	1		
2-11	98501-05010	SCREW, panhead	2	2		
2-12	92901-05100	WASHER, spring	2	2		
2-13	120-15371-00	BREATHER	1	1		
2-14	248-15373-00	PIPE, breather	1	1		
2-15	431-15351-00	PLUG, drain	1	1		
2-16	214-11198-01	GASKET, drain plug	1	1		
2-17	431-15363-00	PLUG, oil	1	1		
2-18	93210-19074	O-RING	1	1		
2-19	328-15316-00	DAMPER, engine mount	2	2		
2-20	90381-08005	BUSHING	2	2		

Fig. 3 CRANKCASE COVER

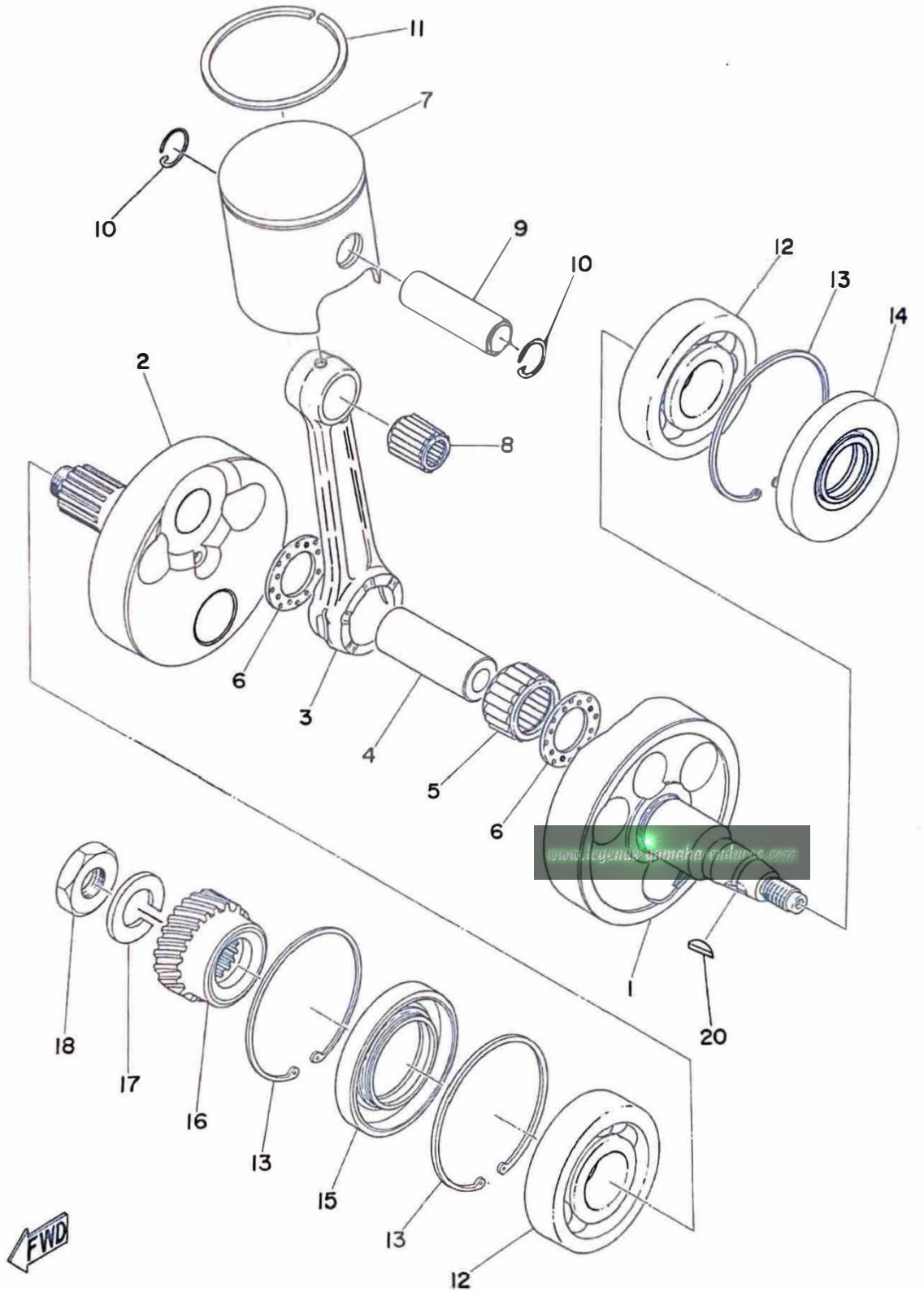


CRANKCASE COVER

Ref. No.	Part No.	Description	Q'ty		Applicable Machine No.	Remarks
			YZ 250	YZ 360		
3- 1	431-15411-00	COVER, crankcase left 1	1	1		
3- 2	431-15421-00	COVER, crankcase left 2	1	1		
3- 3	431-15417-00	COVER, cap	1	1		
3- 4	98501-05015	SCREW, panhead	2	2		
3- 5	91316-06050	BOLT	6	6		
3- 6	214-15451-02	GASKET, crankcase cover left 1	1	1		
3- 7	431-15431-00	COVER, crankcase right	1	1		
3- 8	308-15461-01	GASKET, crankcase cover right	1	1		
3- 9	91316-06045	BOLT	2	2		
3-10	91316-06030	BOLT	6	6		
3-11	278-18149-00	PLUG, blind	1	1		
3-12	120-15371-00	BREATHER	1	1		
3-13	308-15373-00	PIPE, breather	1	1		

www.leganis-yamaha-enduro.com

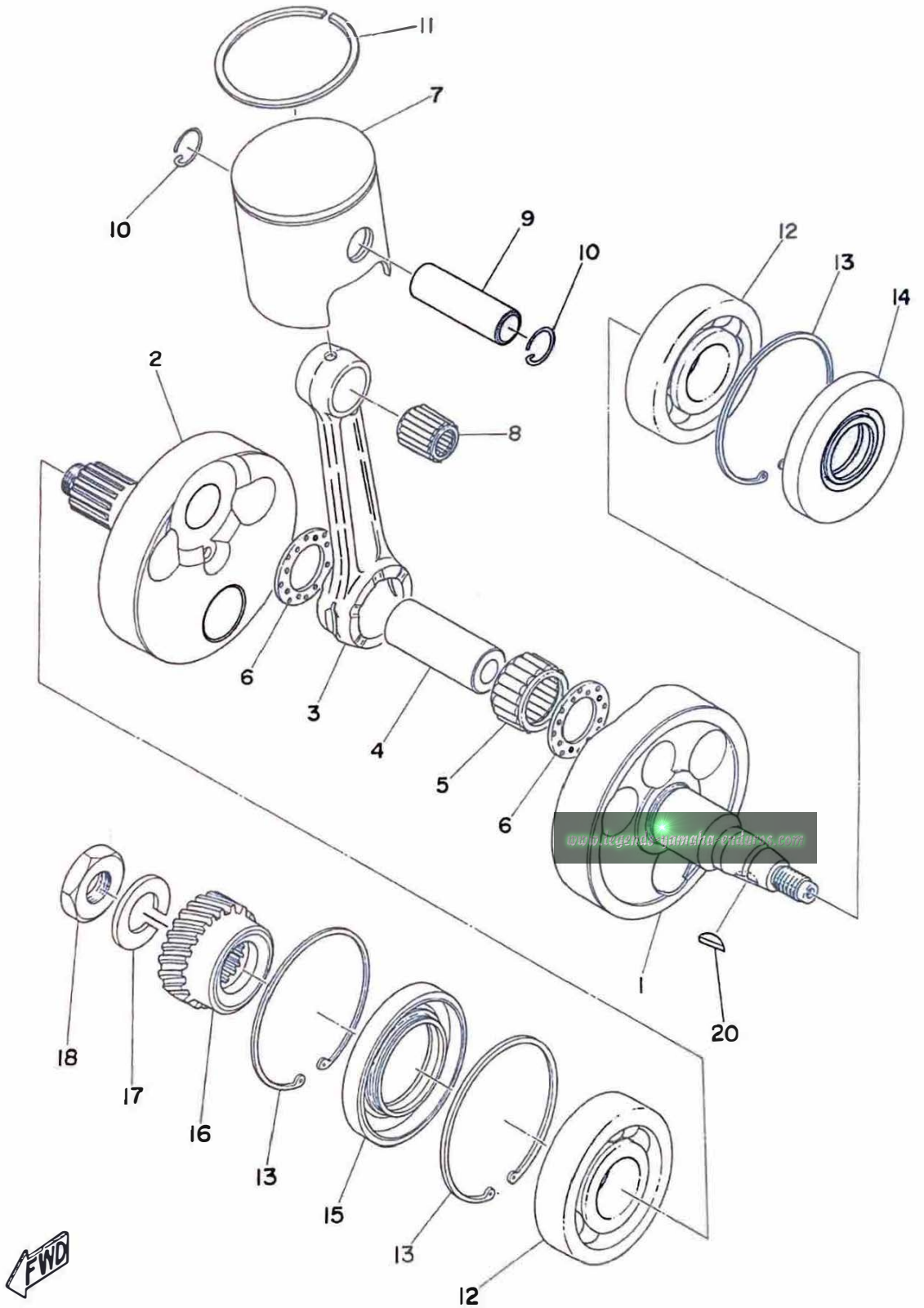
Fig.4 CRANK · PISTON



CRANK · PISTON

Ref. No.	Part No.	Description	Q'ty		Applicable Machine No.	Remarks
			YZ 250	YZ 360		
4- 0-1	431-11400-00	CRANK ASS'Y	1			
	432-11400-00	CRANK ASS'Y		1		
4- 1	431-11412-00	. CRANK, left	1			
	275-11412-00	. CRANK, left		1		
4- 2	431-11422-00	. CRANK, right	1			
	275-11422-00	. CRANK, right		1		
4- 3	431-11651-00	. ROD, connecting	1	1		
4- 4	275-11681-00	. PIN, crank	1	1		
4- 5	93310-42584	. BEARING, con-rod big end ...	1	1		
4- 6	275-11685-00	. WASHER, crank pin	2	2		
4- 7	431-11631-00-96	PISTON (70.96mm STD)	} U.R 1			
	431-11631-00-98	PISTON (70.98mm STD)				
	432-11631-00-96	PISTON (70.96mm STD)	} U.R 1			
	432-11631-00-98	PISTON (70.98mm STD)				
4- 8	93310-21854	BEARING, con-rod small end ...	1	1		
4- 9	214-11633-00	PIN, piston	1			
	275-11633-00	PIN, piston		1		
4-10	604-11634-00	CLIP, piston pin	2	2		
4-11	214-11611-70	RING, piston	1			
	322-11611-00	RING, piston		1		
4-12	93306-30602	BEARING (B6306)	2	2		
4-13	93420-72023	CIRCLIP (R-72)	3	3		
4-14	93103-30044	OIL SEAL (SW-30-72-10)	1	1		
4-15	93103-42045	OIL SEAL (SW-42-72-10)	1	1		

Fig. 4 CRANK · PISTON

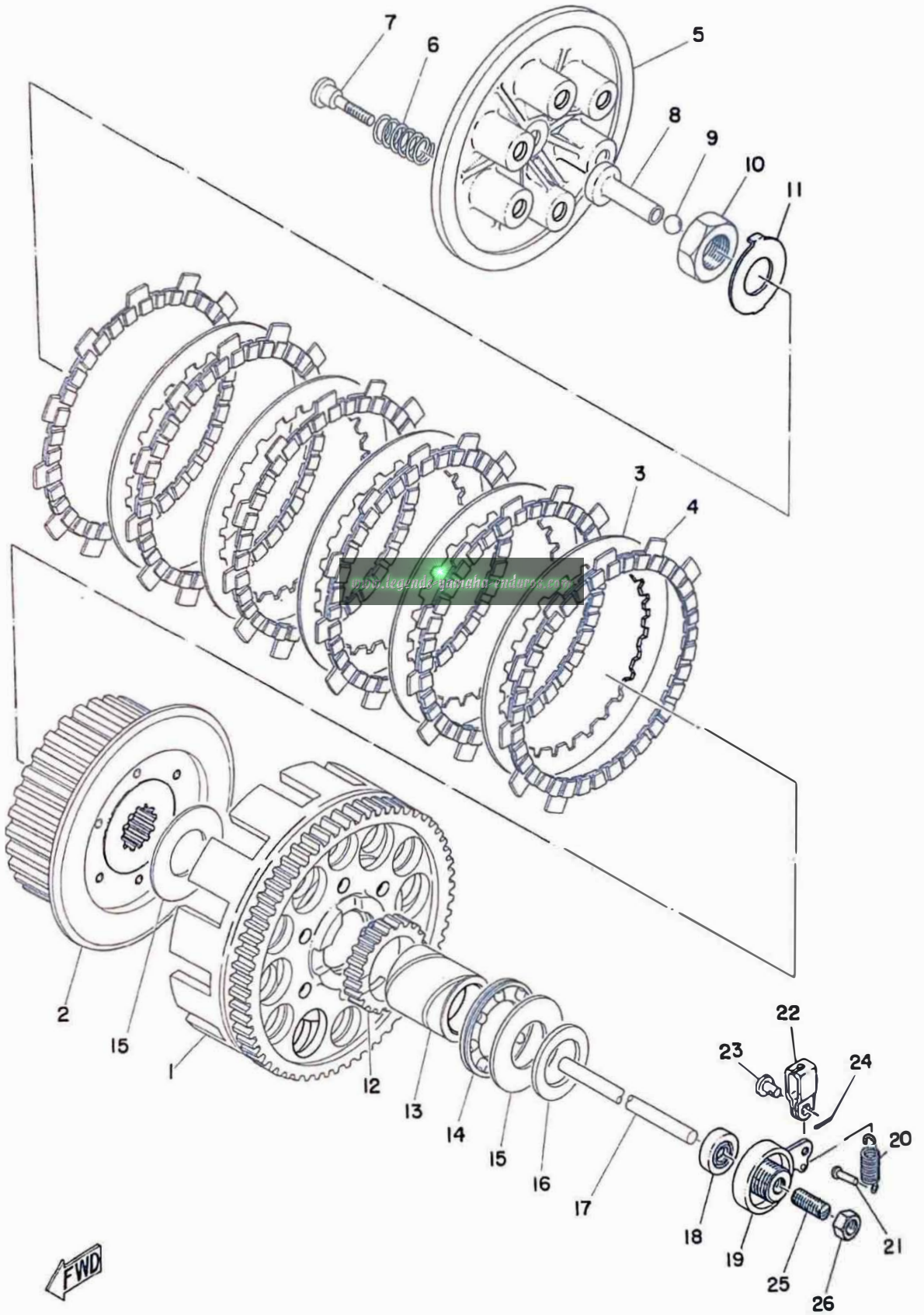


CRANK · PISTON

Ref. No.	Part No.	Description	Q'ty		Applicable Machine No.	Remarks
			YZ 250	YZ 360		
4-16	431-16111-00	GEAR, primary drive	1	1		
4-17	92901-18100	WASHER, spring	1	1		
4-18	156-16174-00	NUT, lock	1	1		
4-19	214-11545-01	KEY, woodruff	1	1		



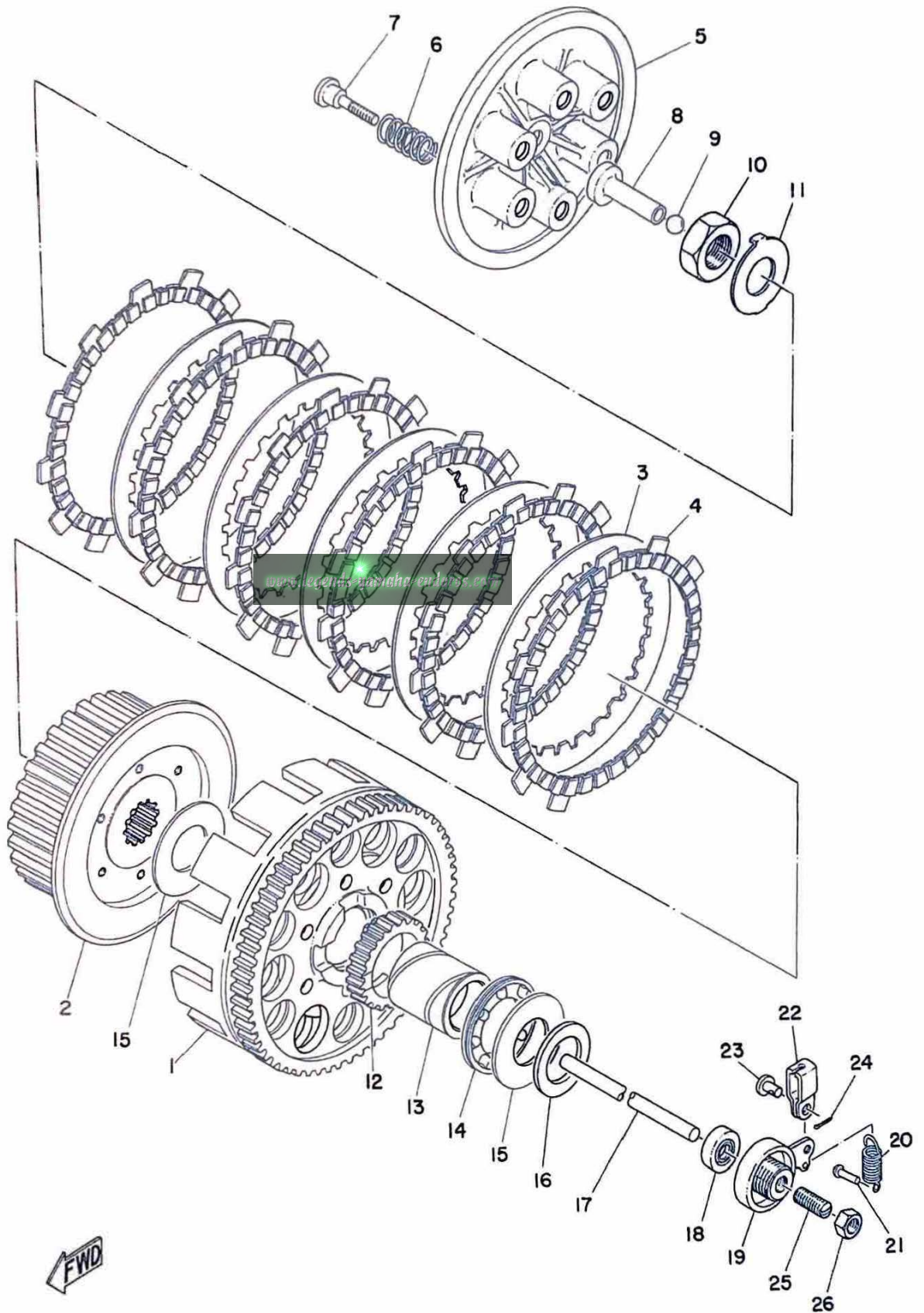
Fig. 5 CLUTCH



CLUTCH

Ref. No.	Part No.	Description	Q'ty		Applicable Machine No.	Remarks
			YZ 250	YZ 360		
5- 0-1	431-16301-00	CLUTCH ASS'Y	1	1		
5- 1	431-16150-00	. PRIMARY DRIVEN GEAR COMP. (74T)	1	1		
5- 2	431-16371-01	. BOSS, clutch	1	1		
5- 3	168-16325-00	. PLATE, clutch 2	5	5		
5- 4	431-16321-00	. PLATE, friction	6	6		
5- 5	363-16351-00	. PLATE, pressure	1	1		
5- 6	431-16333-00	. SPRING, clutch	6	6		
5- 7	137-16337-01	. SCREW, spring	6	6		
5- 8	431-16356-00	ROD, push	1	1		
5- 9	93505-16006	BALL (5/16 inch)	1	1		
5-10	156-16174-00	NUT, lock	1	1		
5-11	431-16464-00	WASHER, lock	1	1		
5-12	214-15631-00	GEAR, kick pinion (18T)	1	1		
5-13	214-16181-00	SPACER	1	1		
5-14	93341-23307	BEARING	1	1		
5-15	170-16164-00	PLATE, thrust 2 (25-50-2)	2	2		
5-16	170-16154-02	PLATE, thrust 1 (25.2-34-2) ...	1	1		
5-17	307-16357-00	ROD, push 2	1	1		
5-18	93109-07009	OIL SEAL (SDO6.8-27-6)	1	1		
5-19	214-16340-00	PUSH LEVER ASS'Y	1	1		
5-20	137-16345-00	SPRING, return	1	1		
5-21	132-16346-00	HOOK, spring	1	1		
5-22	214-16389-00	JOINT	1	1		

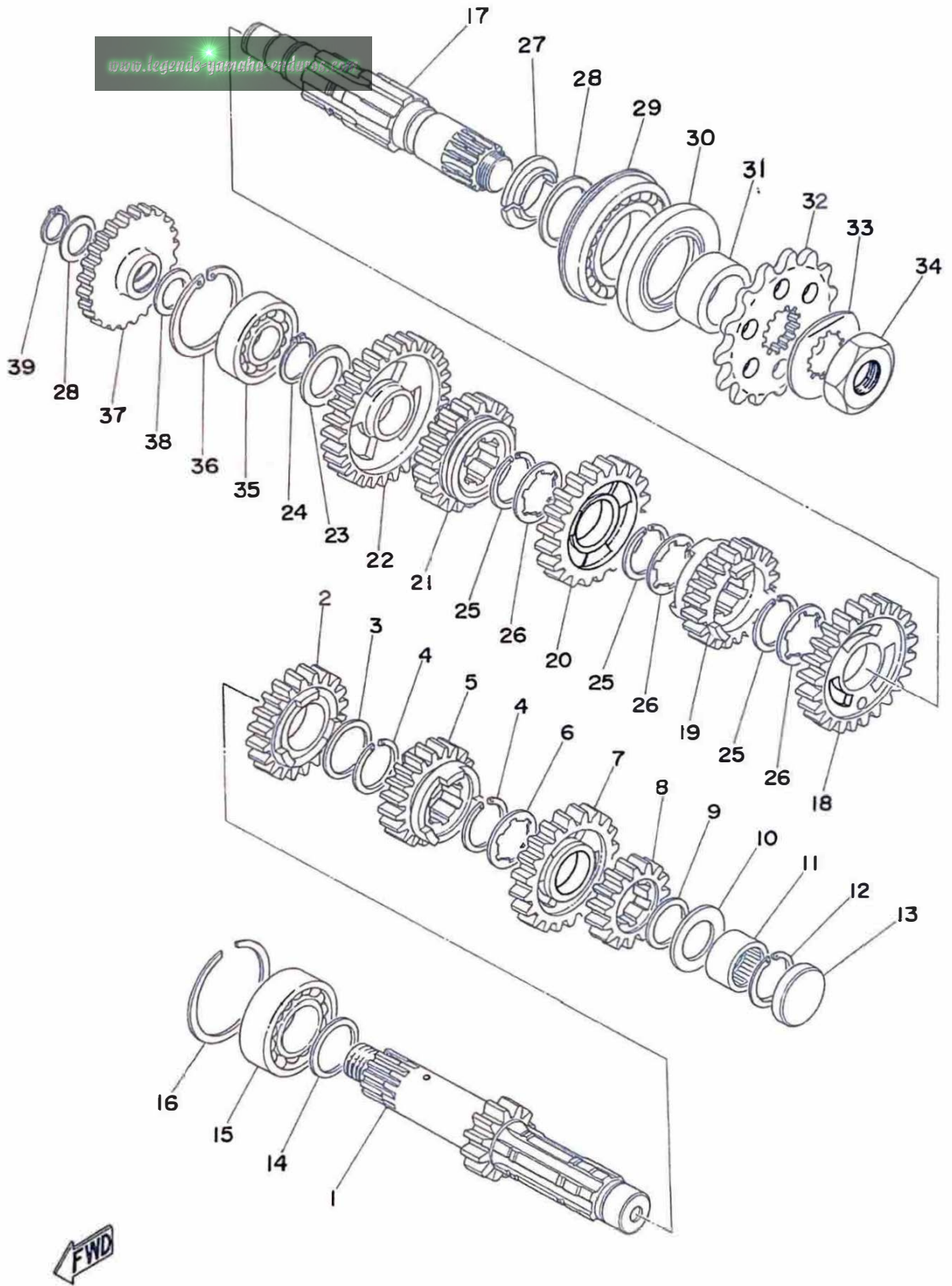
Fig. 5 CLUTCH



CLUTCH

Ref. No.	Part No.	Description	Q'ty		Applicable Machine No.	Remarks
			YZ 250	YZ 360		
5-23	214-16379-00	PIN	1	1		
5-24	91401-10010	PIN, cotter	1	1		
5-25	214-16343-00	SCREW, adjusting	1	1		
5-26	214-16344-00	NUT, adjusting	1	1		

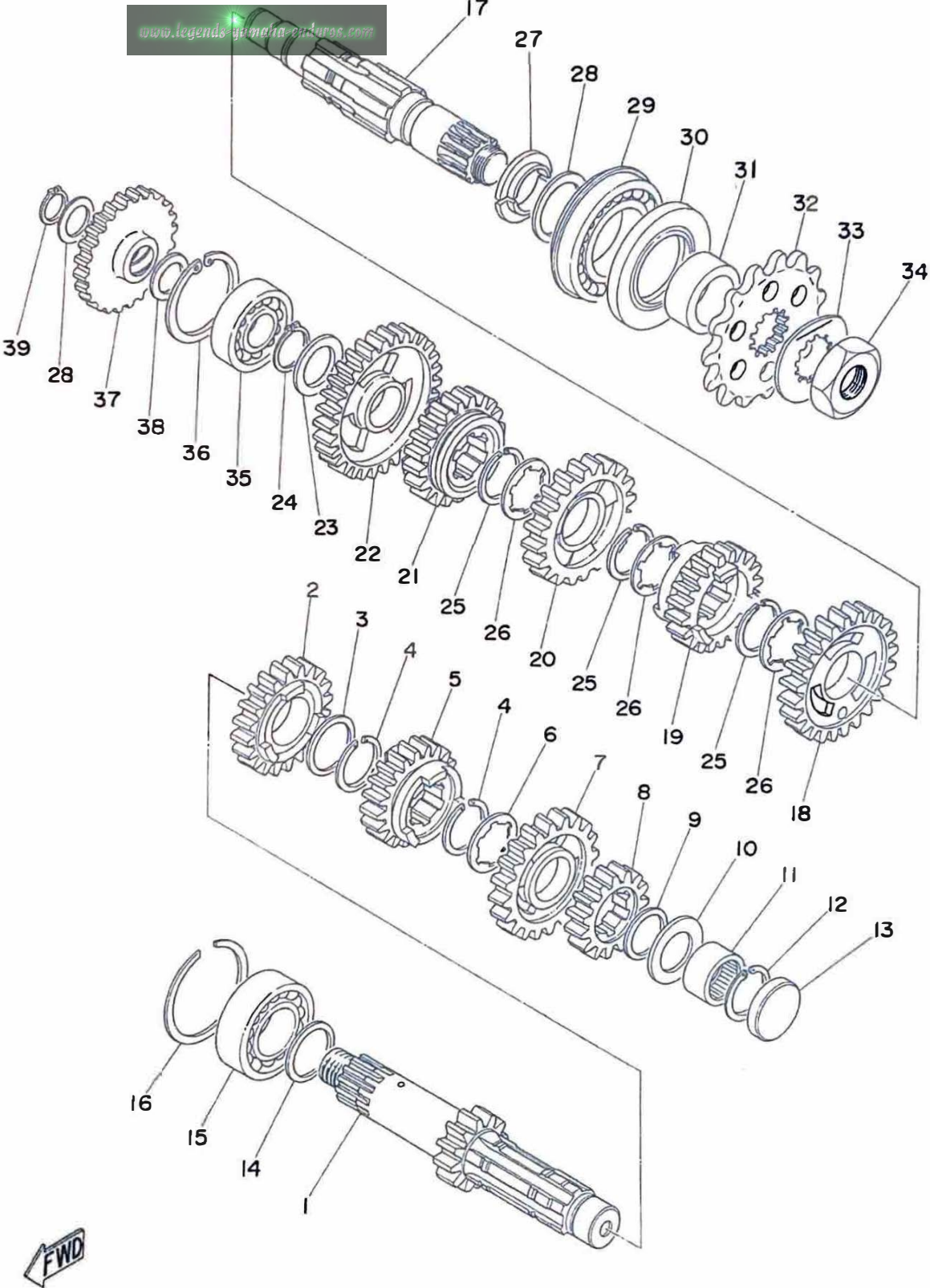
Fig. 6 TRANSMISSION



TRANSMISSION

Ref. No.	Part No.	Description	Q'ty		Applicable Machine No.	Remarks
			YZ 250	YZ 360		
6- 1	431-17411-00	AXLE, main (19T)	1	1		
6- 2	431-17141-00	GEAR, 4th pinion (26T)	1	1		
6- 3	152-17226-00	WASHER, gear hold	1	1		
6- 4	93440-250 ⁰ 8	CIRCLIP (25 ⁰ special)	2	2		
6- 5	431-17131-00	GEAR, 3rd pinion (24T)	1	1		
6- 6	214-17216-00	WASHER, gear hold	1	1		
6- 7	431-17151-00	GEAR, 5th pinion (28T)	1	1		
6- 8	431-17121-00	GEAR, 2nd pinion (22T)	1	1		
6- 9	132-17216-00	WASHER, gear hold	1	1		
6-10	137-17427-00-10	SHIM (20.2-33-1.0)	1	1		
6-11	93315-22004	BEARING (20-26-16)	1	1		
6-12	93420-26024	CIRCLIP (R-26)	1	1		
6-13	214-18533-00	PLUG, blind	1	1		
6-14	156-17417-00-01	SHIM, main axle (25.1-31-0.1)	} U.R	} U.R	} 1	} 1
	156-17417-00-02	SHIM, main axle (25.1-31-0.2)				
	156-17417-00-03	SHIM, main axle (25.1-31-0.3)				
6-15	93306-20508	BEARING (6205)	1	1		
6-16	93450-52014	CIRCLIP (52 ⁰ special)	1	1		
6-17	291-17421-00	AXLE, drive	1	1		
6-18	431-17221-00	GEAR, 2nd wheel (31T)	1	1		
6-19	431-17251-00	GEAR, 5th wheel (24T)	1	1		
6-20	431-17231-00	GEAR, 3rd wheel (28T)	1	1		
6-21	431-17241-00	GEAR, 4th wheel (26T)	1	1		
6-22	431-17211-00	GEAR, 1st wheel (34T)	1	1		

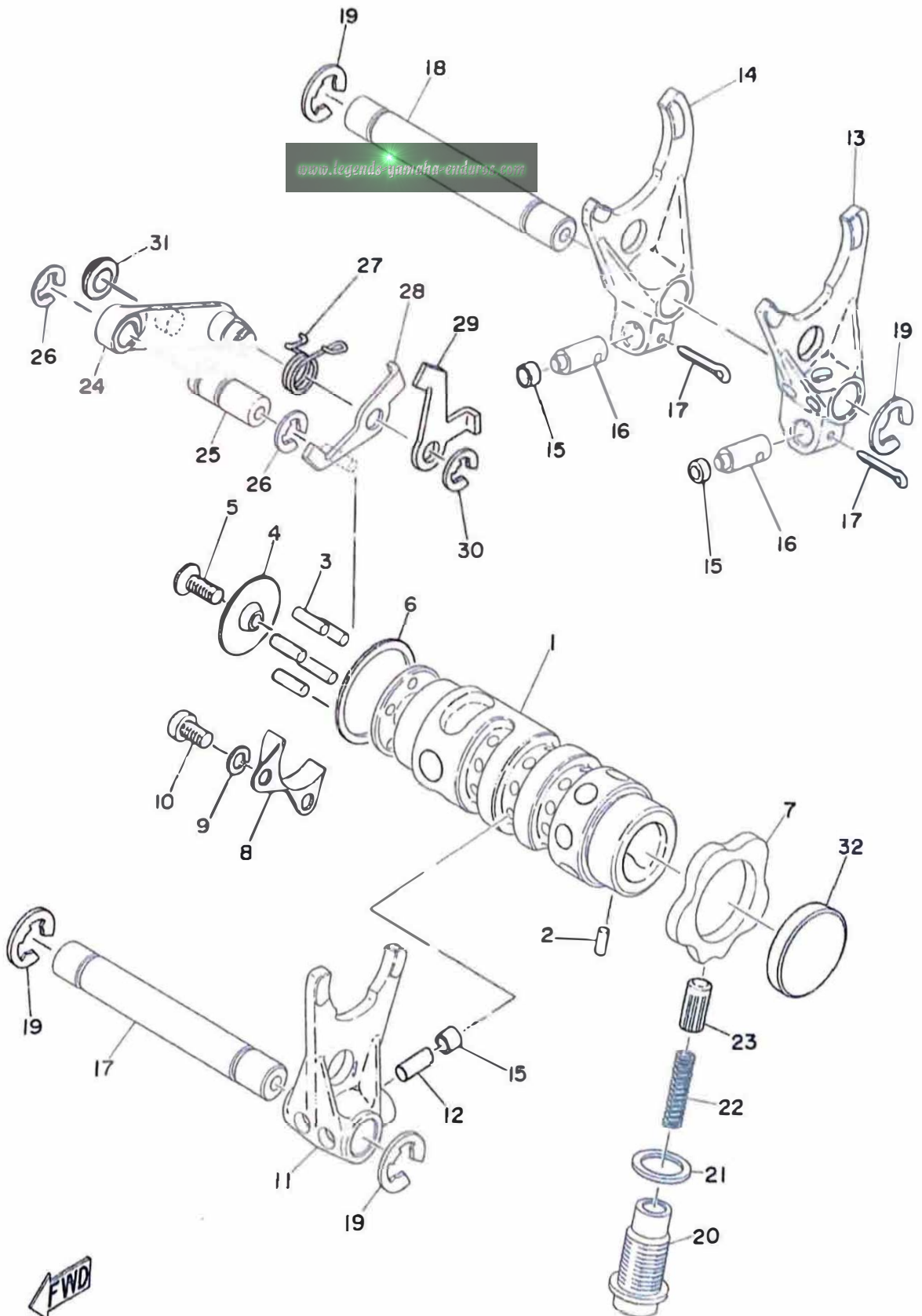
Fig. 6 TRANSMISSION



TRANSMISSION

Ref. No.	Part No.	Description	Q'ty		Applicable Machine No.	Remarks
			YZ 250	YZ 360		
6-23	168-17116-00	WASHER, gear hold	1	1		
6-24	93410-19015	CIRCLIP (S-19)	1	1		
6-25	93440-25008	CIRCLIP (25 0 special)	1	1		
6-26	214-17216-00	WASHER, gear hold	1	1		
6-27	156-17429-00	SPACER, drive axle	2	2		
6-28	168-17428-01-03	SHIM, drive axle (25-34-0.3)	1	1	} U.R U.R	
	168-17428-01-05	SHIM, drive axle (25-34-0.5)	1	1		
6-29	93306-30506	BEARING	1	1		
6-30	93102-35054	OIL SEAL (SD-35-62-6)	1	1		
6-31	214-17462-00	COLLAR, distance	1	1		
6-32	431-17461-30	SPROCKET, drive (13T)	1	1	} U.R U.R	STD..YZ250
	431-17461-50	SPROCKET, drive (15T)	1	1		
6-33	156-17464-01	WASHER, lock	1	1		
6-34	152-17463-00	NUT, lock	1	1		
6-35	93306-20306	BEARING (B6203)	1	1		
6-36	93420-42007	CIRCLIP (R-42)	1	1		
6-37	275-15651-00	GEAR, idle (23T)	1	1		
6-38	164-17417-00-08	SHIM (17.5-26-1)	2	2		
6-39	93410-15005	CIRCLIP (S-15)	1	1		

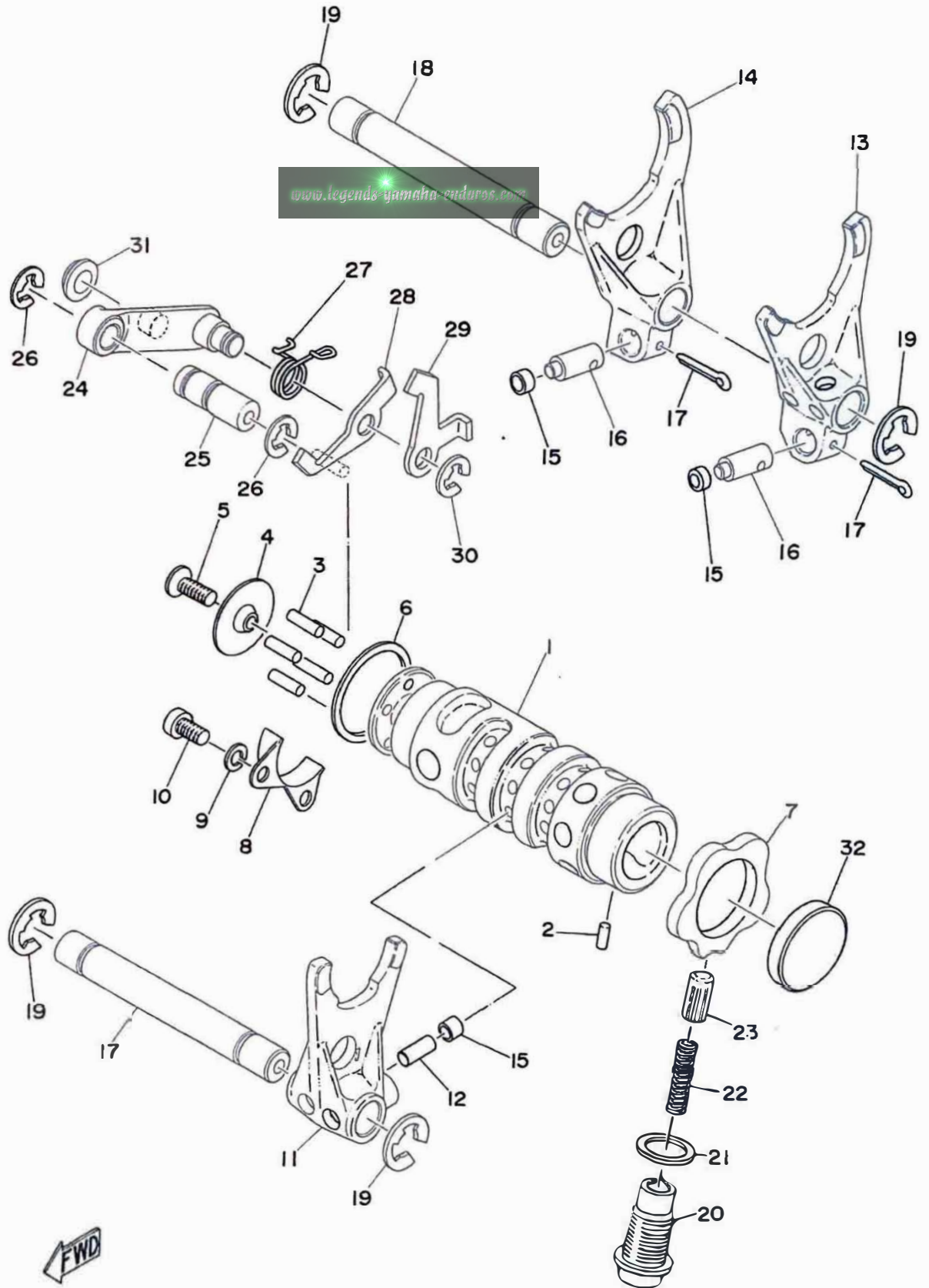
Fig. 7 SHIFTER 1



SHIFTER 1

Ref. No.	Part No.	Description	Q'ty		Applicable Machine No.	Remarks
			YZ 250	YZ 360		
7- 1	431-18541-00	CAM, shift	1	1		
7- 2	93604-08071	PIN, dowel (4-8)	1	1		
7- 3	93604-14012	PIN, dowel (4-13.8)	5	5		
7- 4	214-18561-00	PLATE, side	1	1		
7- 5	98701-05015	SCREW, flathead	1	1		
7- 6	431-18591-00-02	SHIM, shift cam	} U.R	U.R		
	431-18591-00-03	SHIM, shift cam			1	1
7- 7	278-18141-00	PLATE, stopper	1	1		
7- 8	214-18179-00	GUIDE, change lever	1	1		
7- 9	92901-05100	WASHER, spring	2	2		
7-10	98501-05010	SCREW, panhead	2	2		
7-11	431-18511-00	FORK, shift 1	1	1		
7-12	93605-13077	PIN, dowel (5-13)	1	1		
7-13	431-18512-00	FORK, shift 2	1	1		
7-14	431-18513-00	FORK, shift 3	1	1		
7-15	136-18551-00	ROLLER, cam follower	3	3		
7-16	214-18552-00	PIN, cam follower	2	2		
7-17	91401-25025	PIN, cotter	2	2		
7-18	431-18531-00	BAR, shift fork guide	2	2		
7-19	93430-10016	CIRCLIP (E-10)	4	4		
7-20	431-18577-00	BOLT, stopper	1	1		
7-21	431-18567-00	GASKET	1	1		
7-22	431-18557-00	SPRING, cam stopper	1	1		
7-23	328-18547-00	STOPPER, cam	1	1		

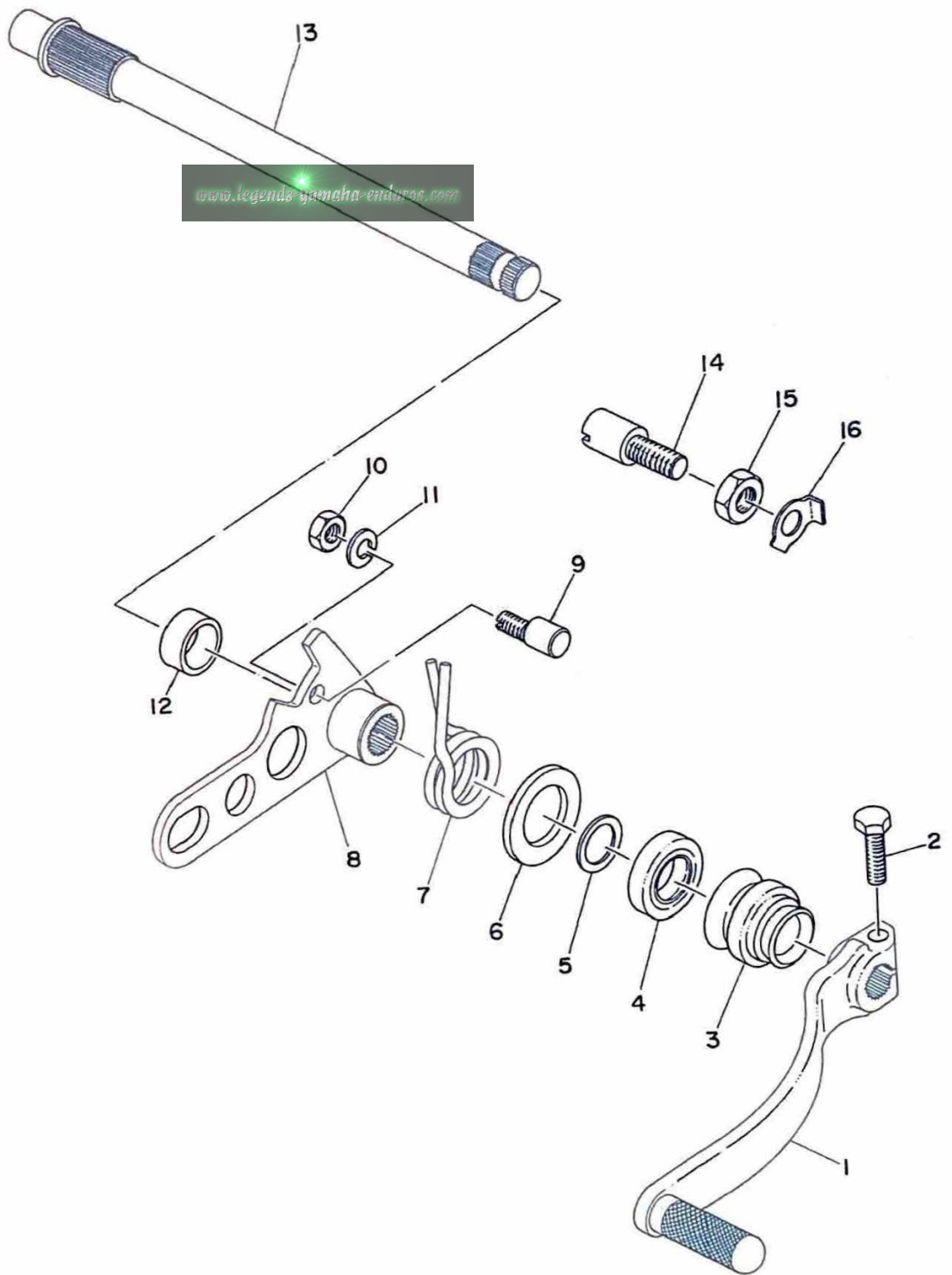
Fig. 7 SHIFTER 1



SHIFTER 1

Ref. No.	Part No.	Description	Q'ty		Applicable Machine No.	Remarks
			YZ 250	YZ 360		
7-24	431-18128-00	BRACKET	1	1		
7-25	431-18188-00	AXLE, bracket	1	1		
7-26	93430-09019	CIRCLIP (E-9)	2	2		
7-27	431-18123-00	SPRING	1	1		
7-28	431-18152-00	LEVER, change 4	1	1		
7-29	431-18151-00	LEVER, change 3	1	1		
7-30	93430-07012	CIRCLIP (E-7)	1	1		
7-31	214-18178-00	ROLLER, change lever	1	1		
7-32	214-18533-00	PLUG, blind	1	1		

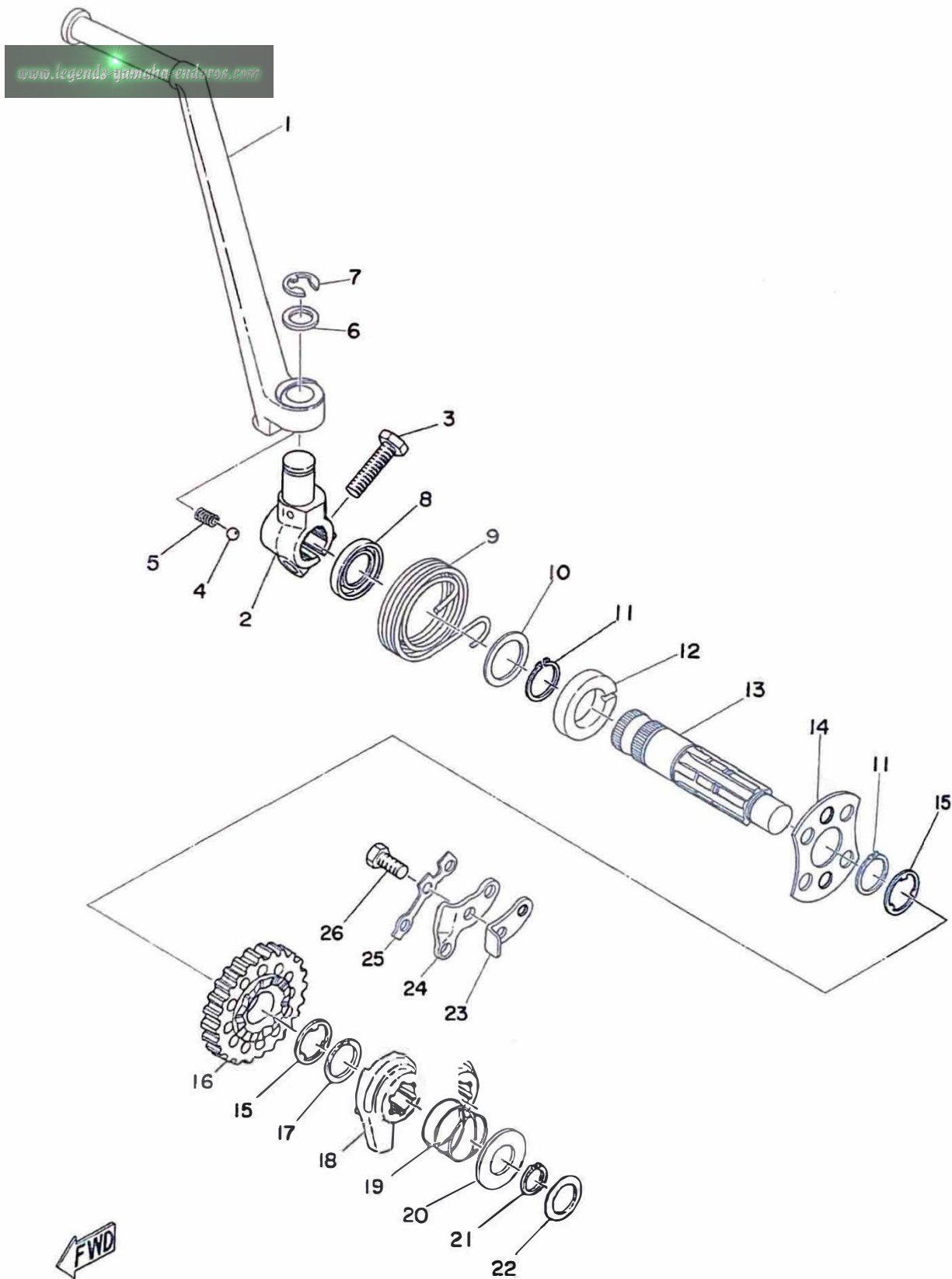
Fig. 8 SHIFTER 2



SHIFTER 2

Ref. No.	Part No.	Description	Q'ty		Applicable Machine No.	Remarks
			YZ 250	YZ 360		
8- 1	431-18111-00-91	PEDAL, change	1	1		
8- 2	91101-06020	BOLT	1	1		
8- 3	214-18131-00	BOOT, sealing	1	1		
8- 4	93101-12004	OIL SEAL	1	1		
8- 5	431-18138-00-02	WASHER 2 (0.2t)	}	}	U.R U.R	1 1
	431-18138-00-03	WASHER 2 (0.3t)				
	431-18138-00-04	WASHER 2 (0.4t)				
	431-18138-00-05	WASHER 2 (0.5t)				
8- 6	431-18153-00	GUIDE, change return spring ..	1	1		
8- 7	431-18124-00	SPRING, shaft return	1	1		
8- 8	431-18121-00	LEVER, change 1	1	1		
8- 9	214-18186-00	SCREW, adjusting	1	1		
8-10	98801-06100	NUT	1	1		
8-11	92901-06100	WASHER, spring	1	1		
8-12	90387-14218	COLLAR	1	1		
8-13	431-18125-00	SHAFT, change	1	1		
8-14	132-18133-00	SCREW, adjusting	1	1		
8-15	98801-08300	NUT	1	1		
8-16	²¹⁴ 988 -18139-02	WASHER, lock	1	1		

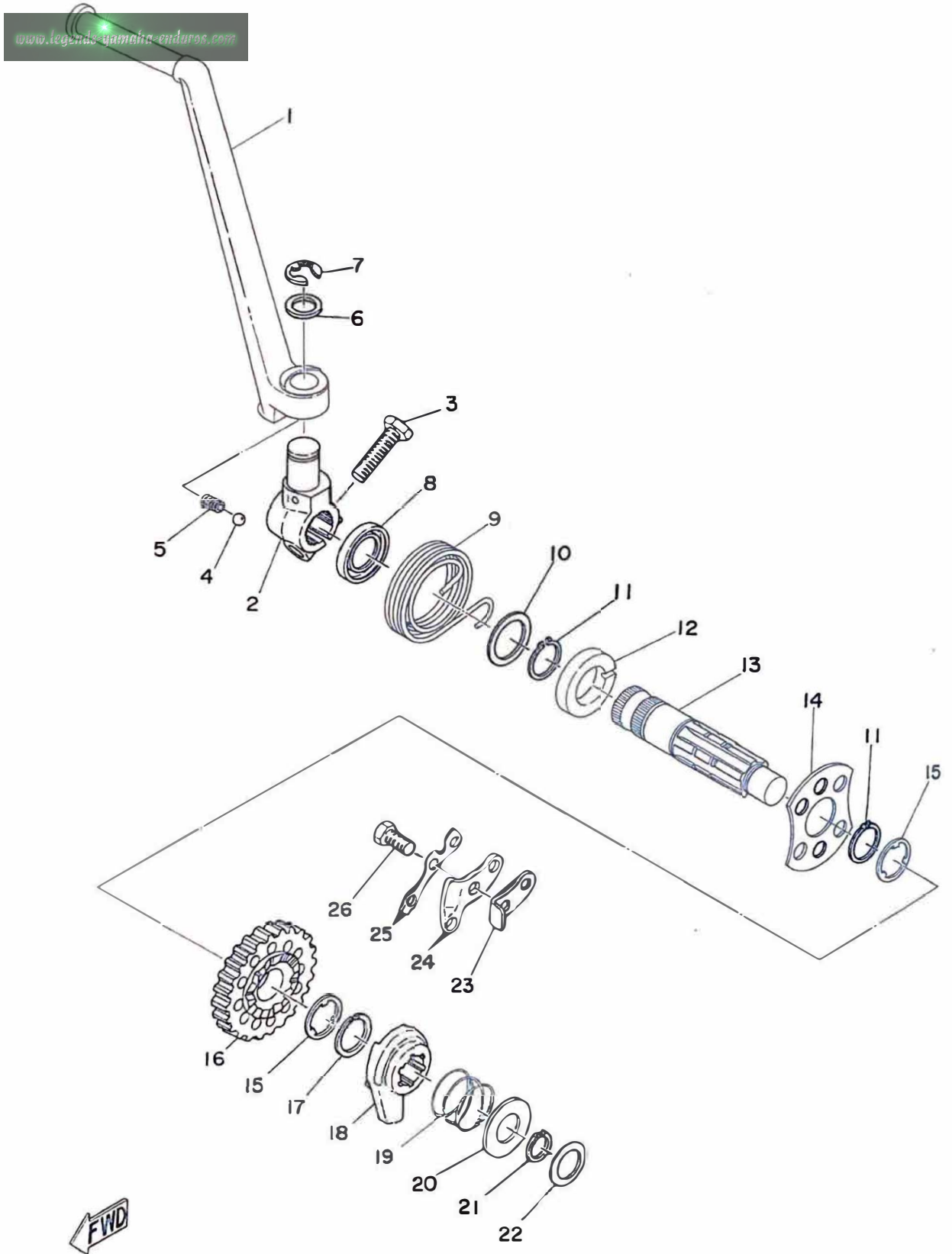
Fig. 9 KICK STARTER



KICK STARTER

Ref. No.	Part No.	Description	Q'ty		Applicable Machine No.	Remarks
			YZ 250	YZ 360		
9- 1	278-15611-00-93	CRANK, kick	1	1		
9- 2	431-15621-00	BOSS, kick crank	1	1		
9- 3	97211-08030	BOLT	1	1		
9- 4	93507-32009	BALL (7/32 inch)	1	1		
9- 5	278-15622-00	SPRING, boss stopper	1	1		
9- 6	278-15613-00	WASHER	1	1		
9- 7	93430-10016	CIRCLIP (E-10)	1	1		
9- 8	93104-20007	OIL SEAL	1	1		
9- 9	291-15665-00	SPRING, kick	1	1		
9-10	150-17219-00	SHIM 2	1	1		
9-11	93410-20009	CIRCLIP (S-20)	2	2		
9-12	431-15666-00	SPACER	1	1		
9-13	431-15661-00	AXLE, kick	1	1		
9-14	431-15676-00	COVER, spring	1	1		
9-15	168-15653-00	WASHER	2	2		
9-16	431-15641-00	GEAR, kick	1	1		
9-17	132-17414-00	CLIP	1	1		
9-18	308-15671-00	WHEEL, ratchet	1	1		
9-19	168-15675-00	SPRING, ratchet wheel	1	1		
9-20	168-15676-00	COVER, spring	1	1		
9-21	93410-15005	CIRCLIP (S-15)	2	2		
9-22	132-15644-00	SHIM 1	1	1		
9-23	214-15668-00	STOPPER, kick spring	1	1		
9-24	291-15674-00	GUIDE, ratchet wheel	1	1		

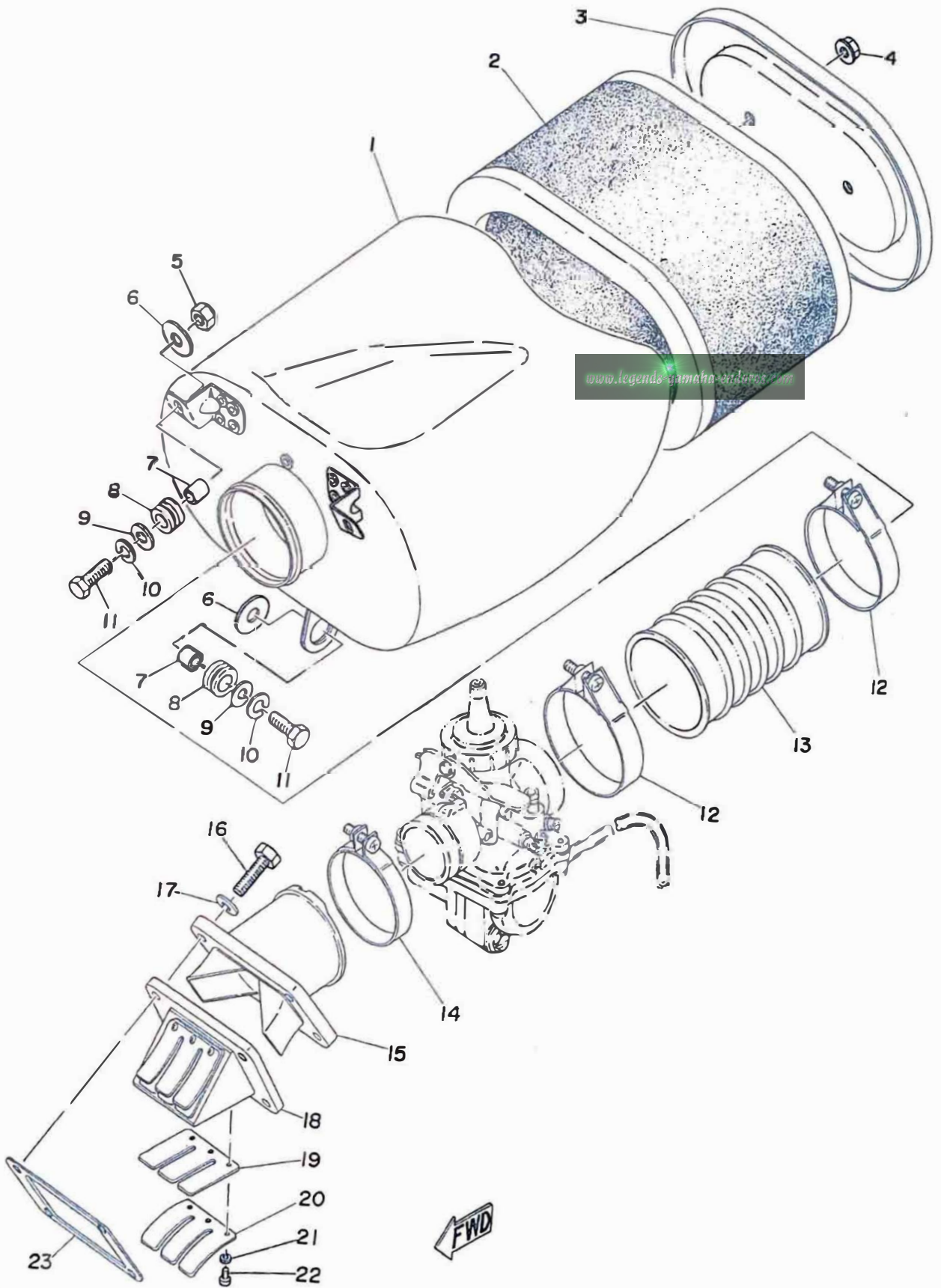
Fig. 9 KICK STARTER



KICK STARTER

Ref. No.	Part No.	Description	Q'ty		Applicable Machine No.	Remarks
			YZ 250	YZ 360		
9-25	291-15686-00	WASHER, lock	1	1		
9-26	91210-06020	BOLT	3	3		

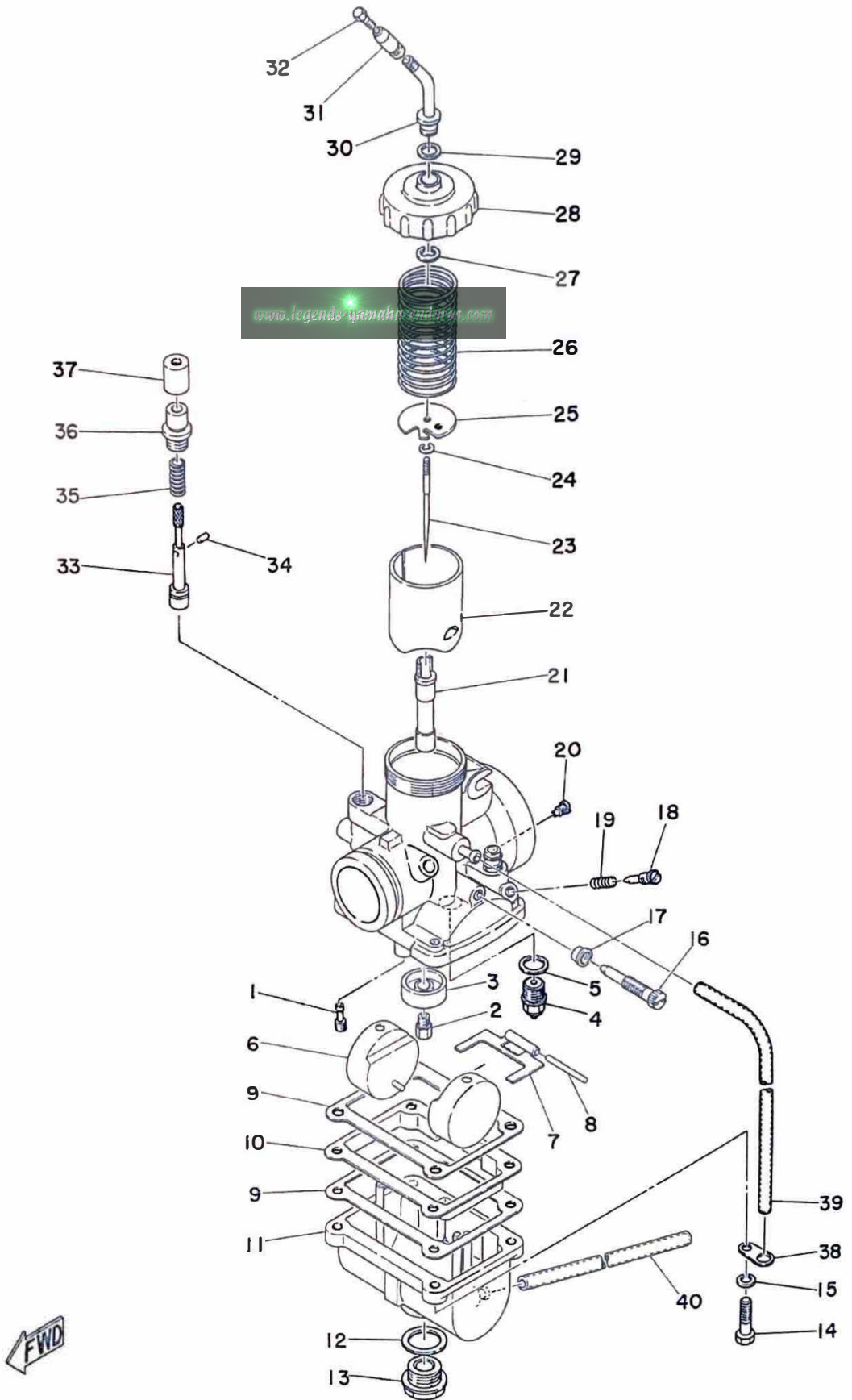
Fig. 10 INTAKE



INTAKE

Ref. No.	Part No.	Description	Q'ty		Applicable Machine No.	Remarks
			YZ 250	YZ 360		
10- 1	431-14411-00	CASE, air cleaner	1	1		
10- 2	431-14451-00	ELEMENT, air cleaner	1	1		
10- 3	431-14412-00	COVER, cleaner case	1	1		
10- 4	145-28364-00	NUT	2	2		
10- 5	90179-06009	NUT, special	2	2		
10- 6	90201-06339	WASHER, special	3	3		
10- 7	90387-06216	COLLAR	3	3		
10- 8	90480-14052	GROMMET	3	3		
10- 9	92901-06200	WASHER, plain	3	3		
10-10	92901-06100	WASHER, spring	3	3		
10-11	91101-06018	BOLT	3	3		
10-12	431-14455-00	BAND	2	2		
10-13	431-14453-00	JOINT, air cleaner	1	1		
10-14	278-14455-00	BAND	1	1		
10-15	431-13555-00	JOINT, carburetor	1	1		
10-16	91101-06020	BOLT	4	4		
10-17	92901-06100	WASHER, spring	4	4		
10-18	431-13610-00	REED VALVE ASS'Y	1	1		
10-19	363-13613-00	. VALVE, reed	2	2		
10-20	363-13616-00	. STOPPER, reed valve	2	2		
10-21	92901-03100	. WASHER, spring	6	6		
10-22	98501-03008	. SCREW, panhead	6	6		
10-23	431-13556-00	PACKING, valve seat	1	1		

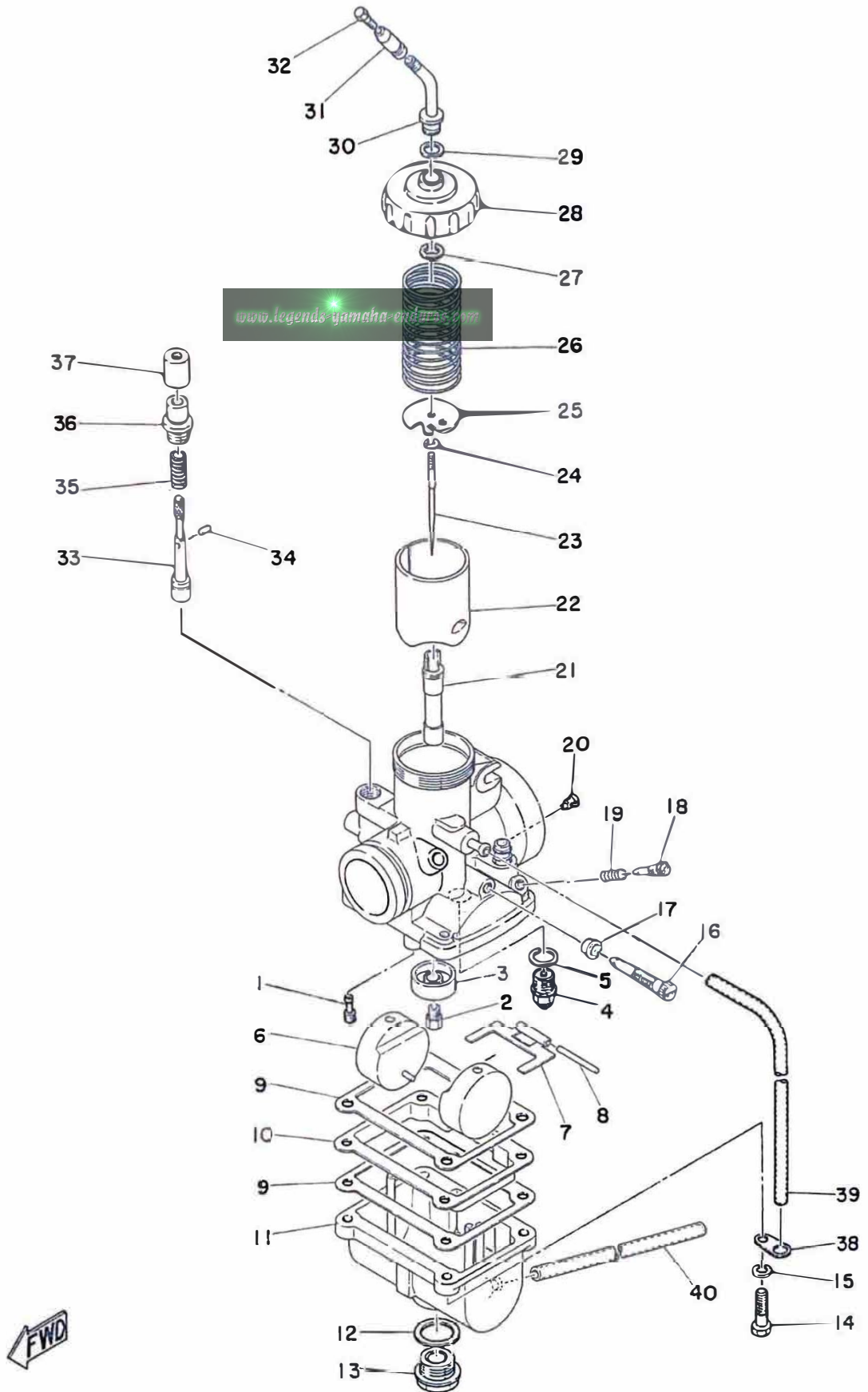
Fig. 11 CARBURETOR



CARBURETOR

Ref. No.	Part No.	Description	Q'ty		Applicable Machine No.	Remarks
			YZ	YZ		
			250	360		
11- 0-1	431-14101-00	CARBURETOR ASS'Y	1			
	432-14101-00	CARBURETOR ASS'Y		1		
11- 1	193-14142-70	. JET, pilot (#70)	1			
	193-14142-60	. JET, pilot (#60)		1		
11- 2	137-14143-70	. JET, main	1			
	137-14143-76	. JET, main		1		
11- 3	310-14194-00	. RING	1	1		
11- 4	239-14190-33	. VALVE SEAT ASS'Y (#3.3)	1	1		
11- 5	239-14195-00	. WASHER, valve seat	1	1		
11- 6	310-14185-00	. FLOAT	2	2		
11- 7	310-14187-00	. ARM, float	1	1		
11- 8	127-14186-00	. PIN, float	1	1		
11- 9	310-14184-00	. GASKET, float chamber	2	2		
11-10	310-14146-00	. PLATE	1	1		
11-11	310-14186-00-33	. BODY, float chamber	1	1		
11-12	239-14117-00	. WASHER, screw plug	1	1		
11-13	239-14115-00	. PLUG, screw	1	1		
11-14	9850 ³ -05018	. SCREW, panhead	4	4		
11-15	9290 ¹ -05100	. WASHER, spring	4	4		
11-16	275-14122-00	. SCREW, throttle	1	1		
11-17	310-14161-00	. NUT, wire adjusting	1	1		
11-18	152-14123-00	. SCREW, air adjusting	1	1		
11-19	127-14134-00	. SPRING, air adjusting	1	1		
11-20	239-141 ⁷ 2-20	. JET, air (#2.0)	1	1		

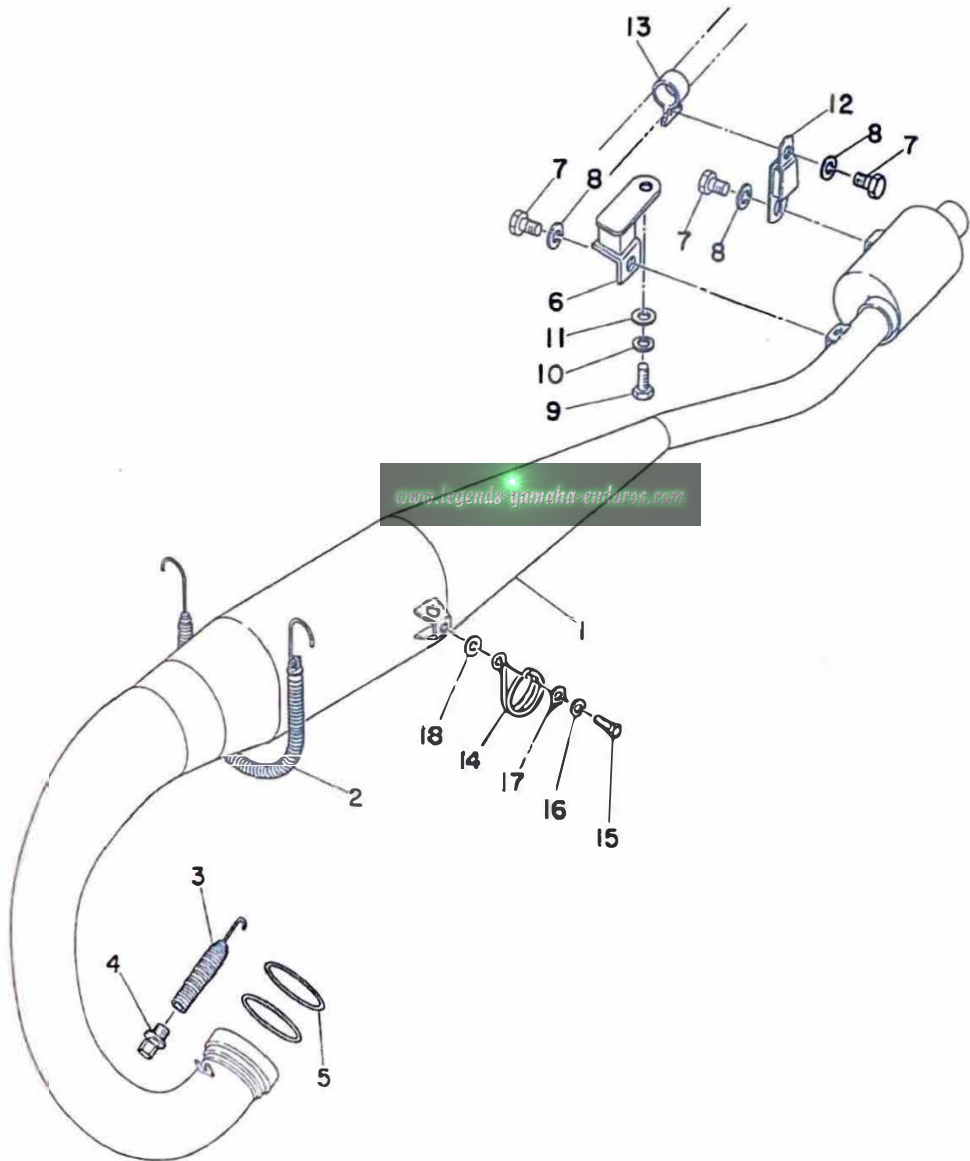
Fig. 11 CARBURETOR



CARBURETOR

Ref. No.	Part No.	Description	Q'ty		Applicable Machine No.	Remarks
			YZ 250	YZ 360		
11-21	239-14141-48	. NOZZLE, main (P-8)	1	1		
11-22	275-14112-20	. VALVE, throttle	1			
	275-14112-30	. VALVE, throttle		1		
11-23	239-14116-05	. NEEDLE (6F-5- ⁴ 6)	1	1		
11-24	164-14137-00	. CLIP	1	1		
11-25	239-14136-00	. SEAT, spring	1	1		
11-26	275-14131-00	. SPRING, throttle valve	1	1		
11-27	363-14137-00	. CLIP	1	1		
11-28	364-14158-00	. TOP, mixing chamber	1	1		
11-29	363-14198-00	. PACKING	1	1		
11-30	432-14155-00	. TUBE, guide wire	1	1		
11-31	127-14161-00	. NUT	1	1		
11-32	432-14124-00	. SCREW, wire adjusting	1	1		
11-33	432-14171-00	. PLUNGER, starter	1	1		
11-34	432-14138-00	. PIN	1	1		
11-35	127-14135-00	. SPRING, plunger	1	1		
11-36	432-14174-00	. CAP, plunger	1	1		
11-37	432-14173-00	. COVER, plunger cap	1	1		
11-38	313-14146-00	. PLATE	2	2		
11-39	432-14197-00	. PIPE, air vent	1	1		
11-40	310-14196-00	. PIPE, over flow	1	1		

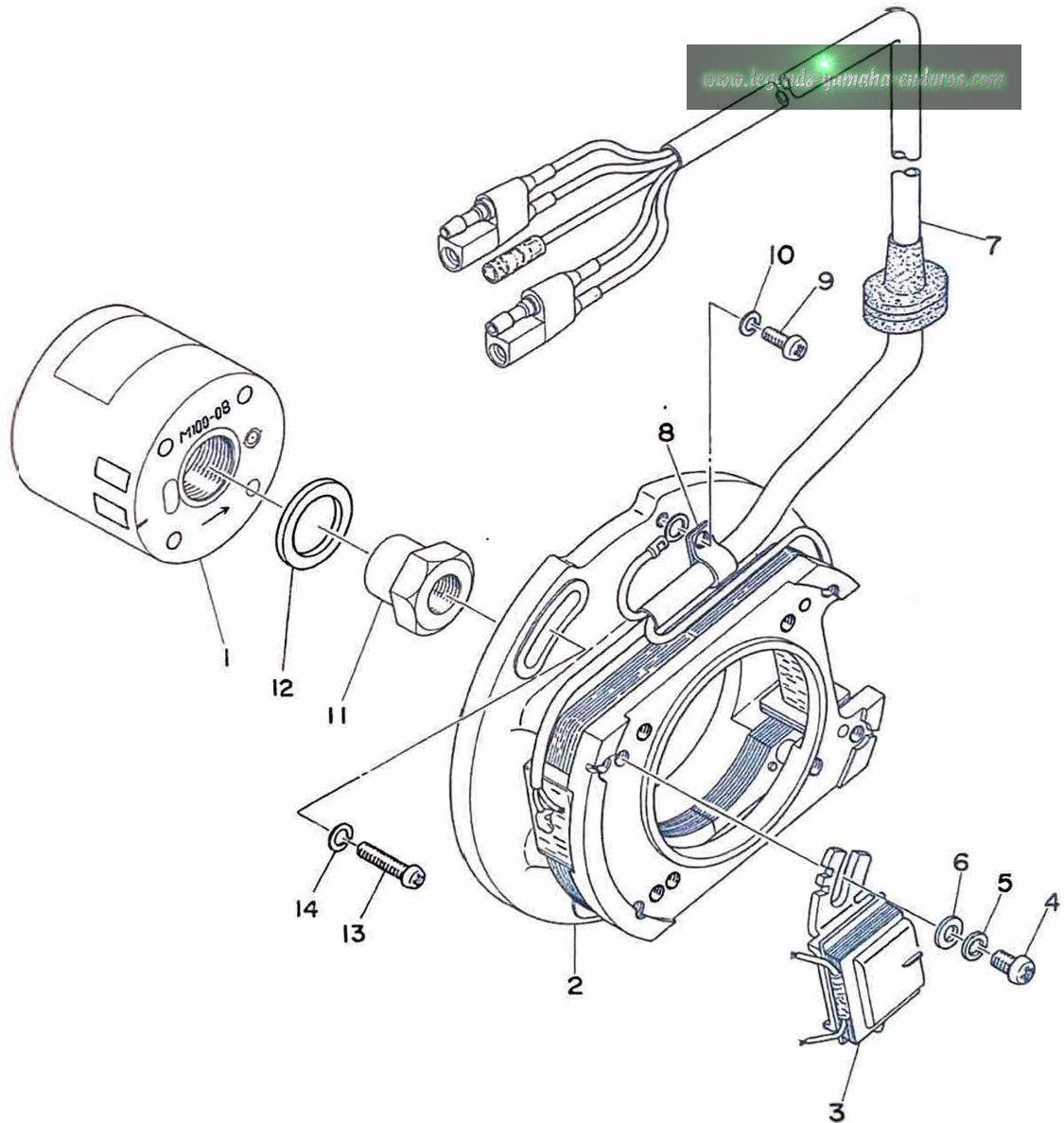
Fig. 12 EXHAUST



EXHAUST

Ref. No.	Part No.	Description	Q'ty		Applicable Machine No.	Remarks
			YZ 250	YZ 360		
12- 1	431-14610-00	EXHAUST PIPE ASS'Y	1			
	432-14610-00	EXHAUST PIPE ASS'Y		1		
12- 2	431-14773-00	SPRING, hook	1	1		
12- 3	145-14683-00	SPRING, hook	1	1		
12- 4	322-14684- 10 ¹⁰	BOLT, hook	1	1		
12- 5	431-14613-00	GASKET	2	2		
12- 6	285-14791-10	STAY, muffler 3	1	1		
12- 7	91201-06015	BOLT	3	3		
12- 8	92901-06100	WASHER, spring	3	3		
12- 9	97201-08020	BOLT	1	1		
12-10	92901-08100	WASHER, spring	1	1		
12-11	92901-08200	WASHER, plain	1	1		
12-12	308-14771-00	STAY, muffler	1	1		
12-13	322-14792-10	STAY, muffler	1	1		
12-14	431-26399-00	GUIDE, wire	1	1		
12-15	91201-06010	BOLT	1	1		
12-16	92901-06100	WASHER, spring	1	1		
12-17	92901-06200	WASHER, plain	1	1		
12-18	116-28324-00	WASHER, leg shield 2	1	1		

Fig.13 C.D.I. MAGNETO



C.D.I. MAGNETO

Ref. No.	Part No.	Description	Q'ty		Applicable Machine No.	Remarks
			YZ 250	YZ 360		
13- 0-1	431-85500-10	C.D.I. MAGNETO ASS'Y	1	1		
13- 1	431-85550-10	. ROTOR ASS'Y	1	1		
13- 2	431-85510-10	. STATOR ASS'Y	1	1		
13- 3	364 364-85543-10	. . COIL, pulser	1	1		
13- 4	98501-05010	. . SCREW, panhead	2	2		
13- 5	92901-05100	. . WASHER, spring	2	2		
13- 6	92901-05200	. . WASHER, plain	2	2		
13- 7	431-85515-10	. . LEAD WIRE ASS'Y	1	1		
13- 8	109-81328-10	. . CLAMP, lead	1	1		
13- 9	165-81145-21	. . SCREW, panhead	1	1		
13-10	92901-04100	. . WASHER, spring	1	1		
13-11	322-85553-10	. NUT, rotor	1	1		
13-12	322-85554-10	. WASHER, rotor	1	1		
13-13	92501-06018	SCREW, panhead	3	3		
13-14	92901-06100	WASHER, spring	2	2		
13-15	322-85563-10-00	Charge coil #1	1	1		
13-16	322-85567-10-02	Charge coil #2	1	1		

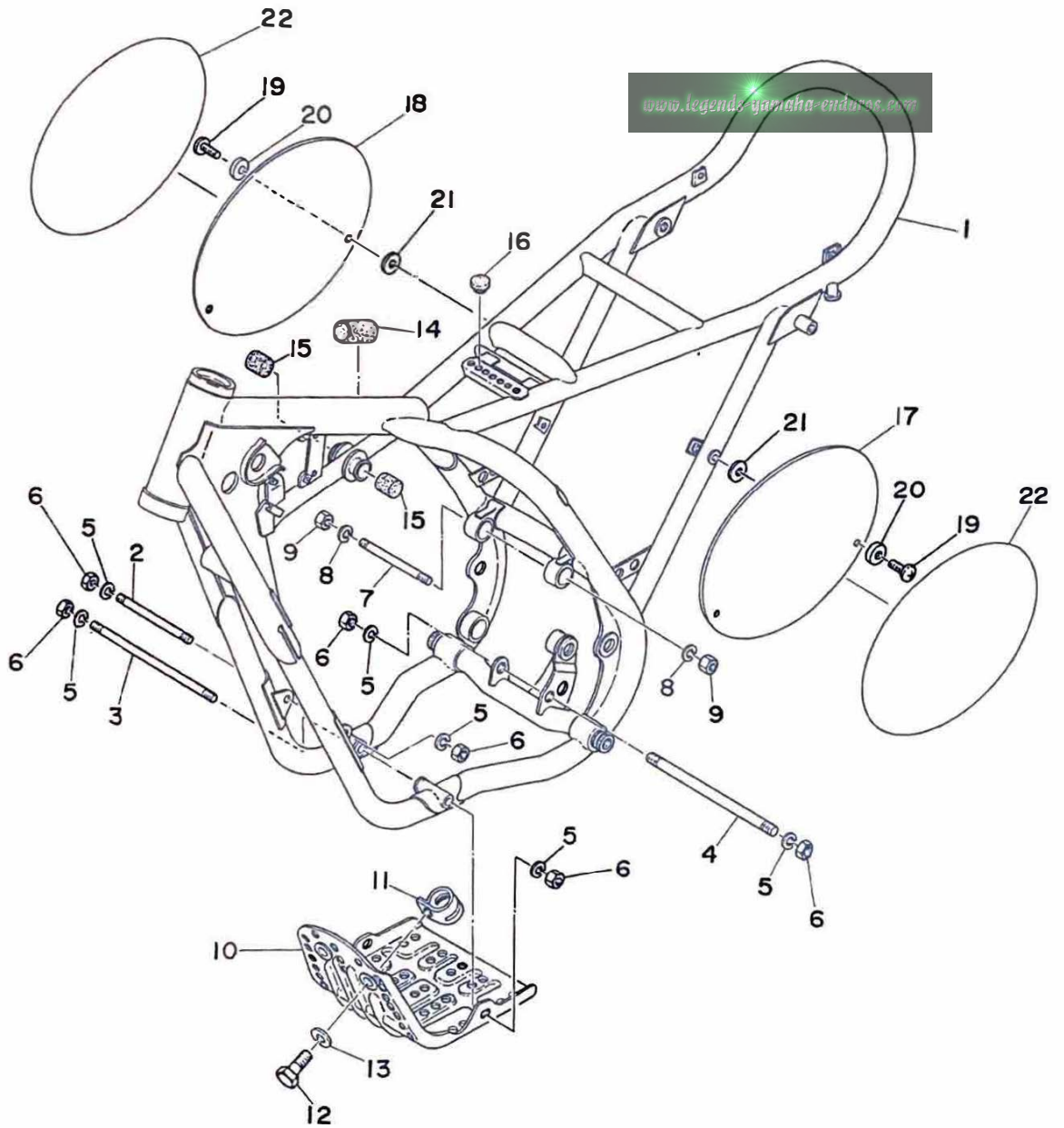
charge coil (1) is larger and has brown lead wire.

charge coil (2) is smaller with red lead wire.

CHASSIS



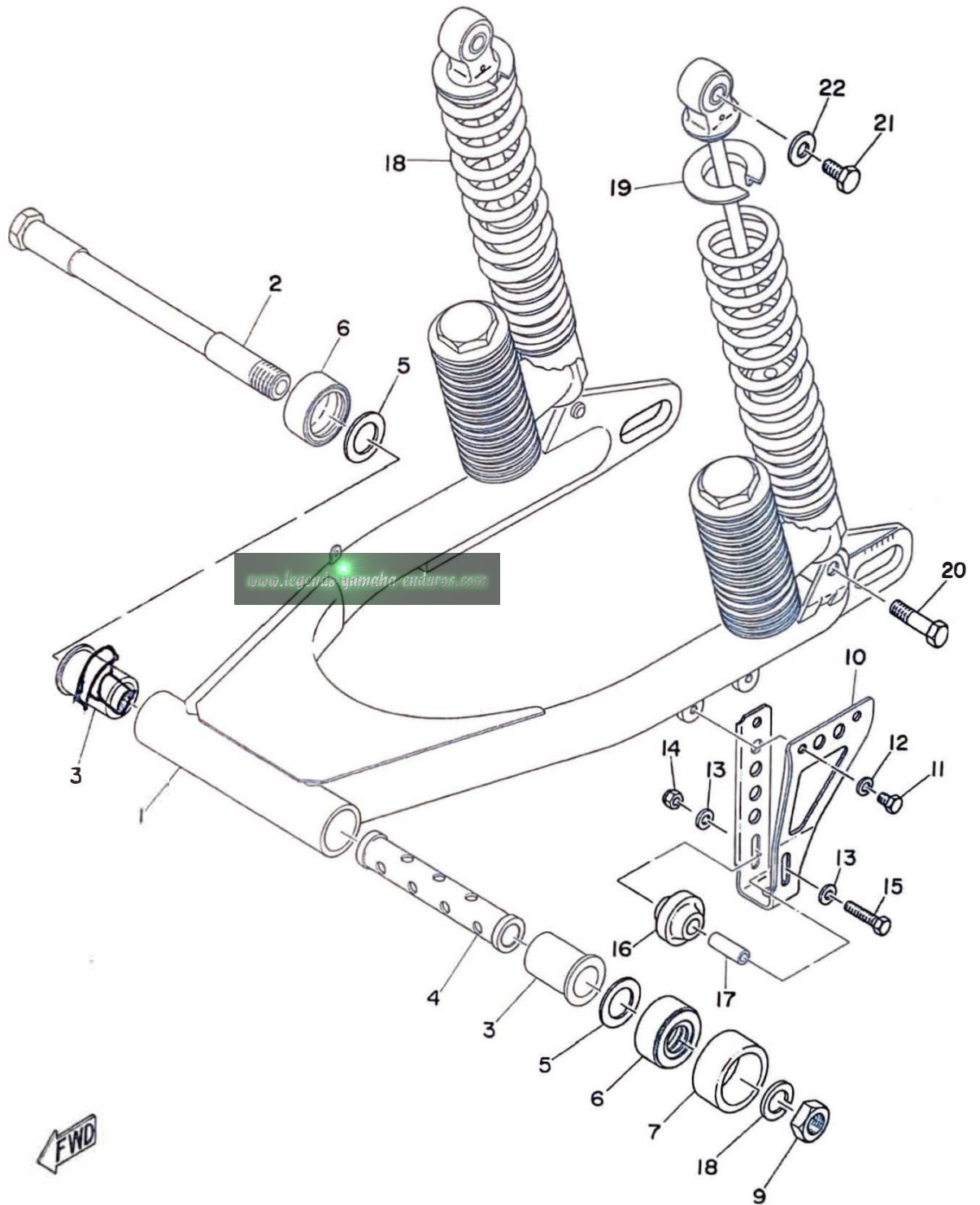
Fig. 14 FRAME · SIDE COVER



FRAME · SIDE COVER

Ref. No.	Part No.	Description	Q'ty		Applicable Machine No.	Remarks
			YZ 250	YZ 360		
14- 1	431-21110-00-33	FRAME COMP.	1	1		Yamaha Black
14- 2	90116-08141	BOLT, engine mounting 1	1	1		
14- 3	90116-08144	BOLT, engine mounting 2	1	1		
14- 4	90116-08142	BOLT, engine mounting 3	1	1		
14- 5	92901-08100	WASHER, spring	6	6		
14- 6	92801-08300	NUT, engine mounting 1	6	6		
14- 7	90116-10143	BOLT, engine mounting 4	1	1		
14- 8	92901-10100	WASHER, spring	2	2		
14- 9	92801-10300	NUT, engine mounting 2	2	2		
14-10	431-21471-00	PROTECTOR, engine	1	1		
14-11	214-21433-00	BRACKET, engine protector front	2	2		
14-12	91901-06012	BOLT	2	2		
14-13	92901- 92901-06100	WASHER, spring	2	2		
14-14	431-24723-00	DAMPER, seat mount	5	5		
14-15	156-24181-00	DAMPER, locating	2	2		
14-16	431-24181-00	DAMPER, tank fitting	3	3		
14-17	431-21711-00	COVER, side left	1	1		
14-18	431-21721-00	COVER, side right	1	1		
14-19	91901-06018	SCREW, bind	4	4		
14-20	90202-07048	WASHER, plate	8	8		
14-21	90201-06339	WASHER, special	4	4		
14-22	401-21787-00	EMBLEM, number	2	2		
14-23	328-15316-00	Engine mount Basting				2 - 2

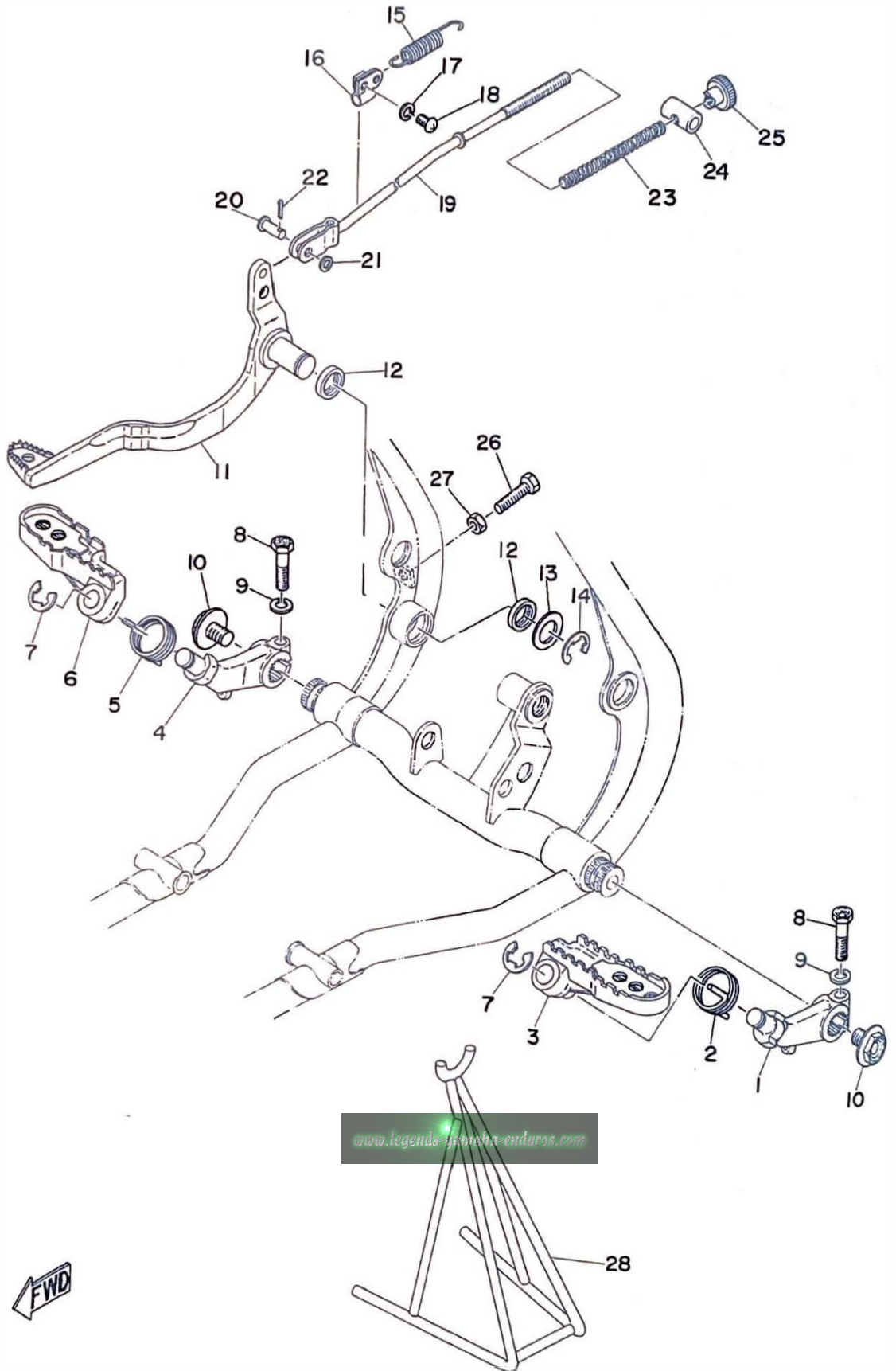
Fig. 15 REAR ARM · REAR CUSHION



REAR ARM · REAR CUSHION

Ref. No.	Part No.	Description	Q'ty		Applicable Machine No.	Remarks
			YZ 250	YZ 360		
15- 1	431-22110-00-33	REAR ARM COMP.	1	1		
15- 2	431-22141-00	SHAFT, pivot	1	1		
15- 3	431-22124-00	BUSHING, pivot shaft	2	2		
15- 4	431-22126-00	COLLAR, distance	1	1		
15- 5	431-22127-00-03	SHIM, pivot shaft (0.3t)	} U.R U.R 2 2			
	431-22127-00-04	SHIM, pivot shaft (0.4t)				
	431-22127-00-05	SHIM, pivot shaft (0.4t)				
15- 6	431-22128-00	COVER, thrust	2	2		
15- 7	431-22151-00	SEAL, guard	1	1		
15- 8	92901-16100	WASHER, spring	1	1		
15- 9	90170-16111	NUT	1	1		
15-10	322-22153-00	GUARD, chain	1	1		
15-11	91201-06010	BOLT	3	3		
15-12	92901-06100	WASHER, spring	5	5		
15-13	92901-06200	WASHER, plain	4	4		
15-14	256-27218-00	NUT	1	1		
15-15	91201-06040	BOLT	1	1		
15-16	322-22157-00	TENSIONER	1	1		
15-17	322-22137-00	SPACER, chain guard	1	1		
15-18	431-22210-00	REAR CUSHION ASS'Y	2	2		
15-19	322-22213-20	SEAT, spring upper	2	2		
15-20	401-22241-00	BOLT, rear cushion	2	2		
15-21	91101-06012	BOLT	2	2		
15-22	90201-06339	WASHER, special	2	2		
15-23	933-21220-01-00	Bearing	2	2		13.74 N

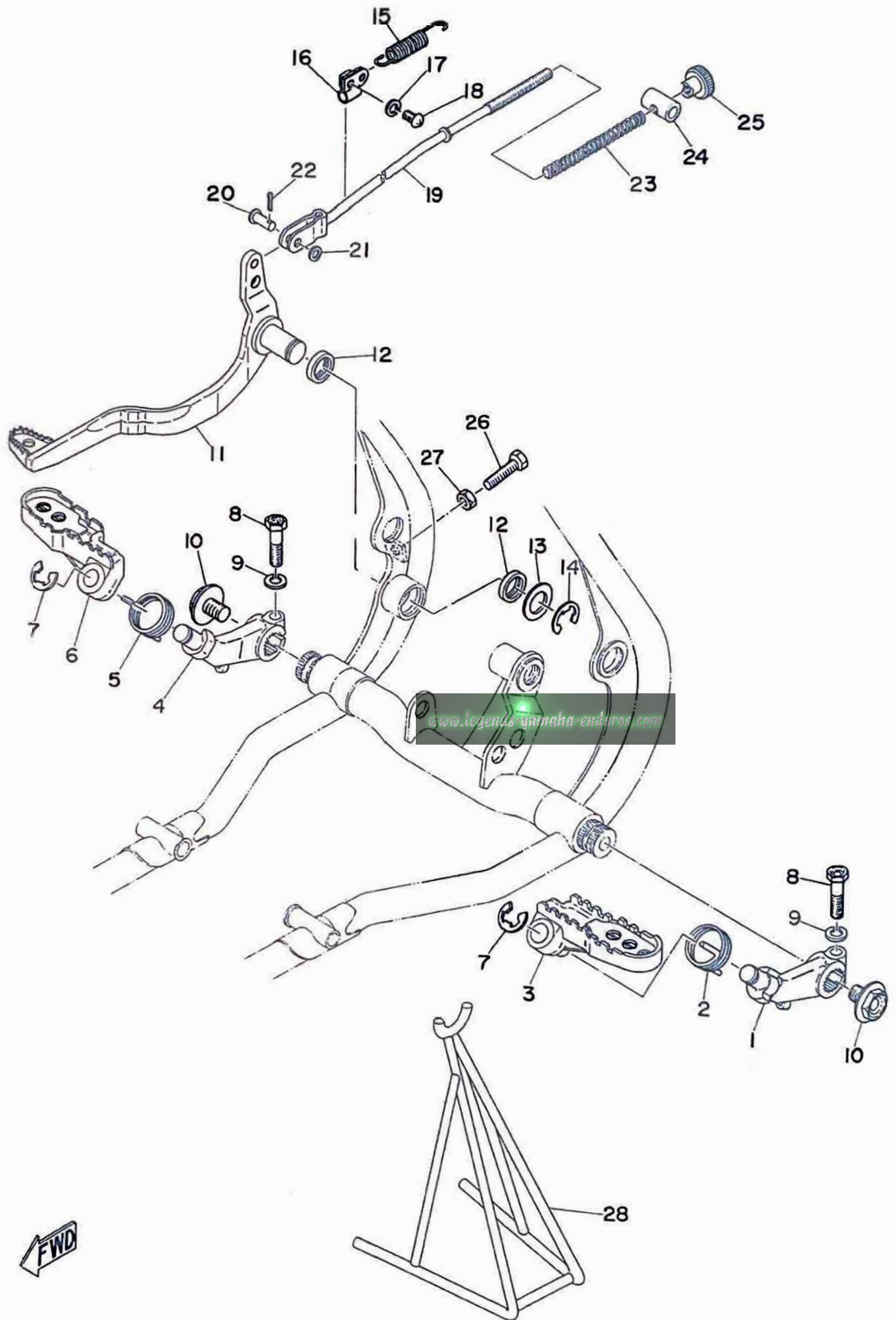
Fig. 16 FOOTREST · BRAKE PEDAL



FOOTREST · BRAKE PEDAL

Ref. No.	Part No.	Description	Q'ty		Applicable Machine No.	Remarks
			YZ 250	YZ 360		
16- 1	431-27412-00	BRACKET, footrest left	1	1		
16- 2	322-27426-00	SPRING, return footrest left ...	1	1		
16- 3	431-27411-00	FOOTREST, left	1	1		
16- 4	431-27422-00	BRACKET, footrest right	1	1		
16- 5	322-27456-00	SPRING, return footrest right ..	1	1		
16- 6	431-27421-00	FOOTREST, right	1	1		
16- 7	93430-10015	CIRCLIP (E-10)	2	2		
16- 8	90101-08134	BOLT, fitting	2	2		
16- 9	92901-08100	WASHER, spring	2	2		
16-10	90109-10174	BOLT, footrest	2	2		
16-11	431-27211- 01-33	PEDAL, brake	1	1		
16-12	93104-15005	OIL SEAL	2	2		
16-13	90201-15340	WASHER, special	1	1		
16-14	93430-12009	CIRCLIP	1	1		
16-15	90506-18068	SPRING, return	1	1		
16-16	322-21452-00	HOOK, spring	1	1		
16-17	98501-05010	SCREW, panhead	1	1		
16-18	92901-05100	WASHER, spring	1	1		
16-19	431-27231-00	ROD, brake	1	1		
16-20	90240-06027	PIN, rod	1	1		
16-21	92901-06200	WASHER, plain	1	1		
16-22	91401-20012	PIN, cotter	1	1		
16-23	180-27236-00	SPRING, rod	1	1		
16-24	431-27237-00	PIN, clevis	1	1		

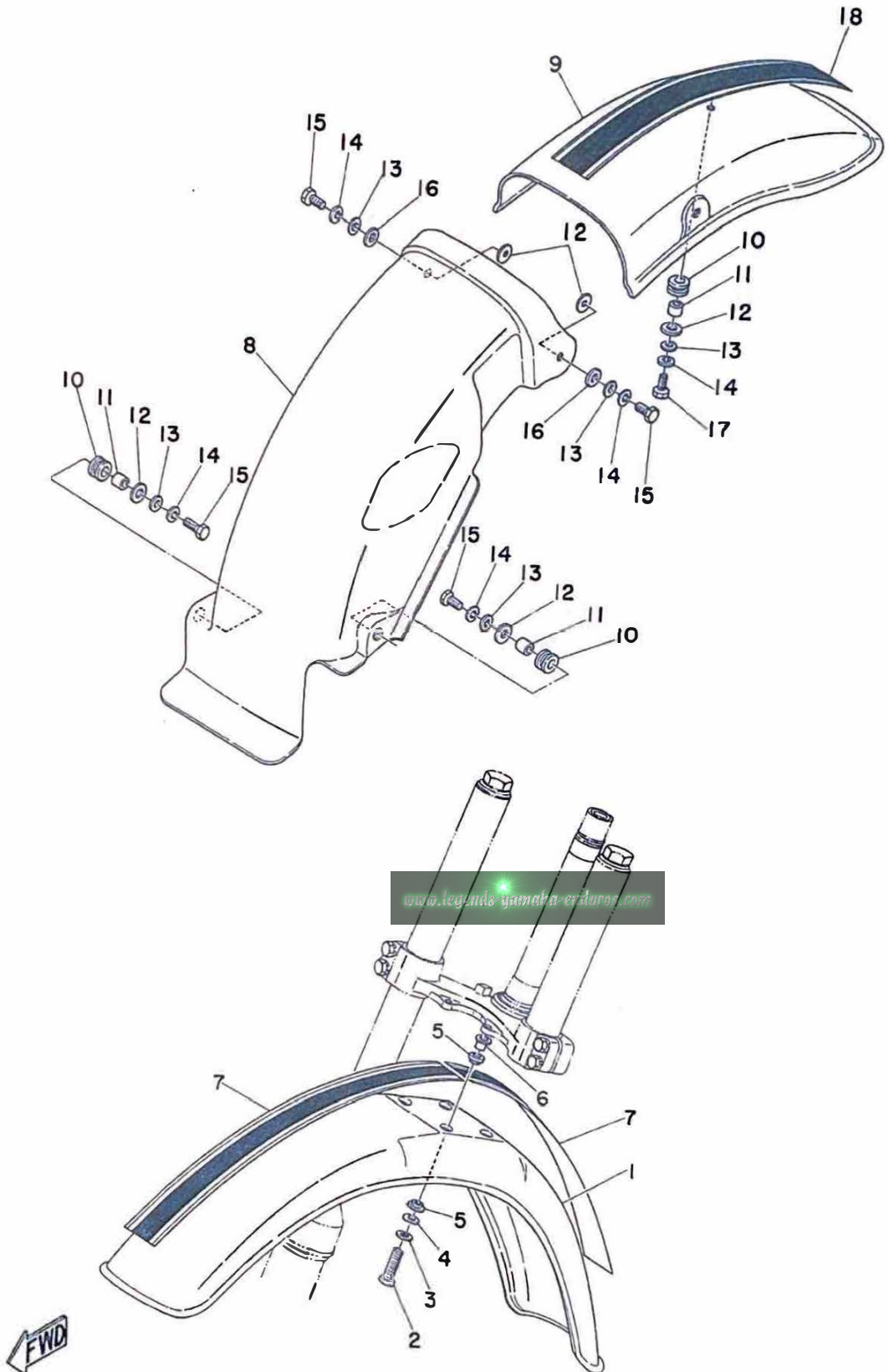
Fig. 16 FOOTREST · BRAKE PEDAL



FOOTREST · BRAKE PEDAL

Ref. No.	Part No.	Description	Q'ty		Applicable Machine No.	Remarks
			YZ 250	YZ 360		
16-25	90179-06006	NUT, adjusting	1	1		
16-26	91201-06025	BOLT	1	1		
16-27	92801-06300	NUT	1	1		
16-28	431-27311-00	STAND	1	1		

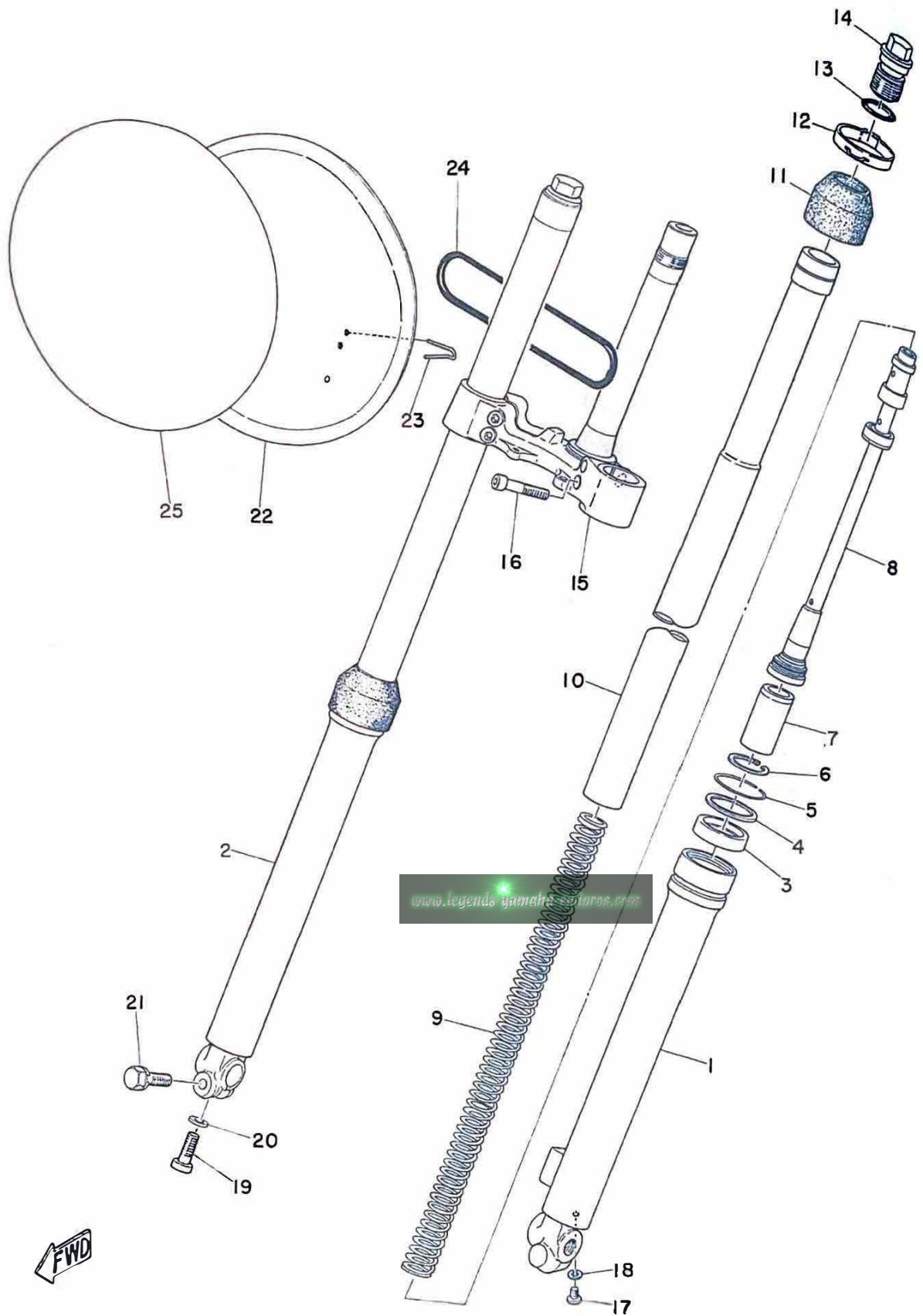
Fig. 17 FRONT FENDER · REAR FENDER



FRONT FENDER · REAR FENDER

Ref. No.	Part No.	Description	Q'ty		Applicable Machine No.	Remarks
			YZ 250	YZ 360		
17- 1	322-21511-00-20	FENDER, front	1	1		Crystal Silver
17- 2	91201-06030	BOLT	4	4		
17- 3	92901-06100	WASHER, spring	4	4		
17- 4	90201-06339	WASHER, special	4	4		
17- 5	322-21541-00	DAMPER, fender	8	8		
17- 6	322-21544-00	COLLAR, fender	4	4		
17- 7	324-21519-00	STRIPE, front fender	2	2		
17- 8	431-21629-00	GUARD, mud	1	1		
17- 9	322-21611-00-20	FENDER, rear	1	1		Crystal Silver
17-10	90480-14052	GROMMET	3	3		
17-11	90387-06216	COLLAR	3	3		
17-12	90201-06339	WASHER, special	5	5		
17-13	92901-06200	WASHER, plain	5	5		
17-14	92901-06100	WASHER, spring	5	5		
17-15	91201-06025	BOLT	4	4		
17-16	90202-06049	WASHER, plate	2	2		
17-17	91201-06025	BOLT	1	1		
17-18	324-21619-00	STRIPE, rear fender	1	1		

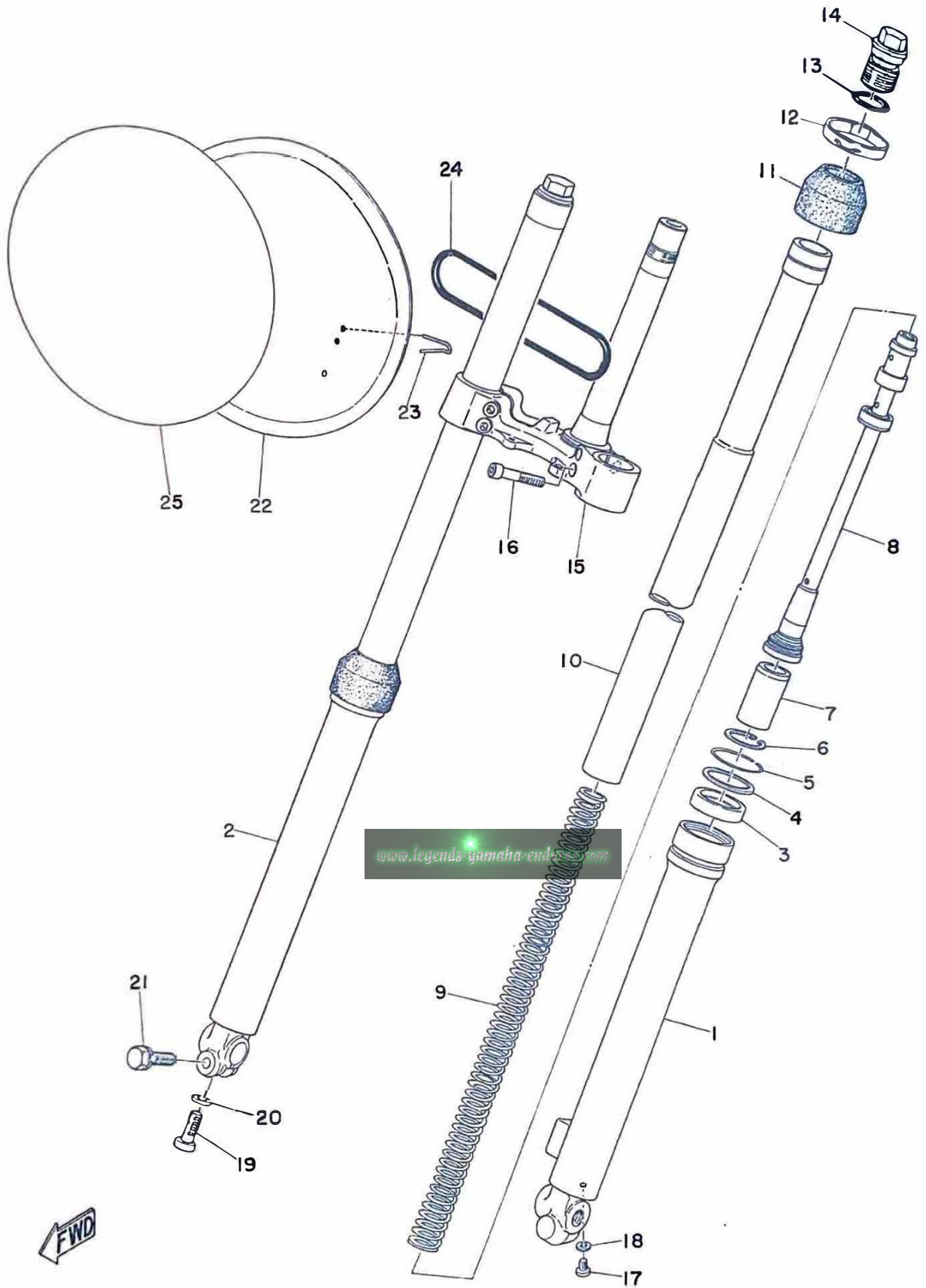
Fig. 18 FRONT FORK



FRONT FORK

Ref. No.	Part No.	Description	Q'ty		Applicable Machine No.	Remarks
			YZ 250	YZ 360		
18- 0-1	431-23101-00	FRONT FORK ASS'Y	1	1		
18- 1	431-23126-00	. TUBE, outer left	1	1		
18- 2	431-23136-00	. TUBE, outer right	1	1		
18- 3	278-23145-50	. . OIL SEAL	2	2		
18- 4	214-23146-00	. . WASHER, oil seal	2	2		
18- 5	214-23156-00	. . CLIP, oil seal	2	2		
18- 6	93420-28025	. CIRCLIP (R-28)	2	2		
18- 7	322-23171-00	. PISTON	2	2		
18- 8	363-23170-00	. CYLINDER COMP.	2	2		
18- 9	363-23141-01	. SPRING, fork	2	2		
18-10	431-23124-00	. TUBE, inner	2	2		
18-11	292-23144-00	. SEAL, dust	2	2		
18-12	322-23318-00	. HOLDER, wire	1	1		
18-13	214-23114-00	. O-RING	2	2		
18-14	291-23111-60	. BOLT, cap	2	2		
18-15	431-23340-00-33	. UNDER BRACKET COMP.	1	1		Yamaha Black
18-16	322-23346-00	. BOLT, under bracket	4	4		
18-17	122-23119-01	. PLUG, drain	2	2		
18-18	122-23129-00	. GASKET, drain plug	2	2		
18-19	278-23181-50	. BOLT	2	2		
18-20	278-23158-50	. PACKING	2	2		
18-21	214-23128-00	. BOLT	1	1		
18-22	431-23485-00	PLATE, number	1	1		
18-23	431-23486-00	STAY, number plate	2	2		

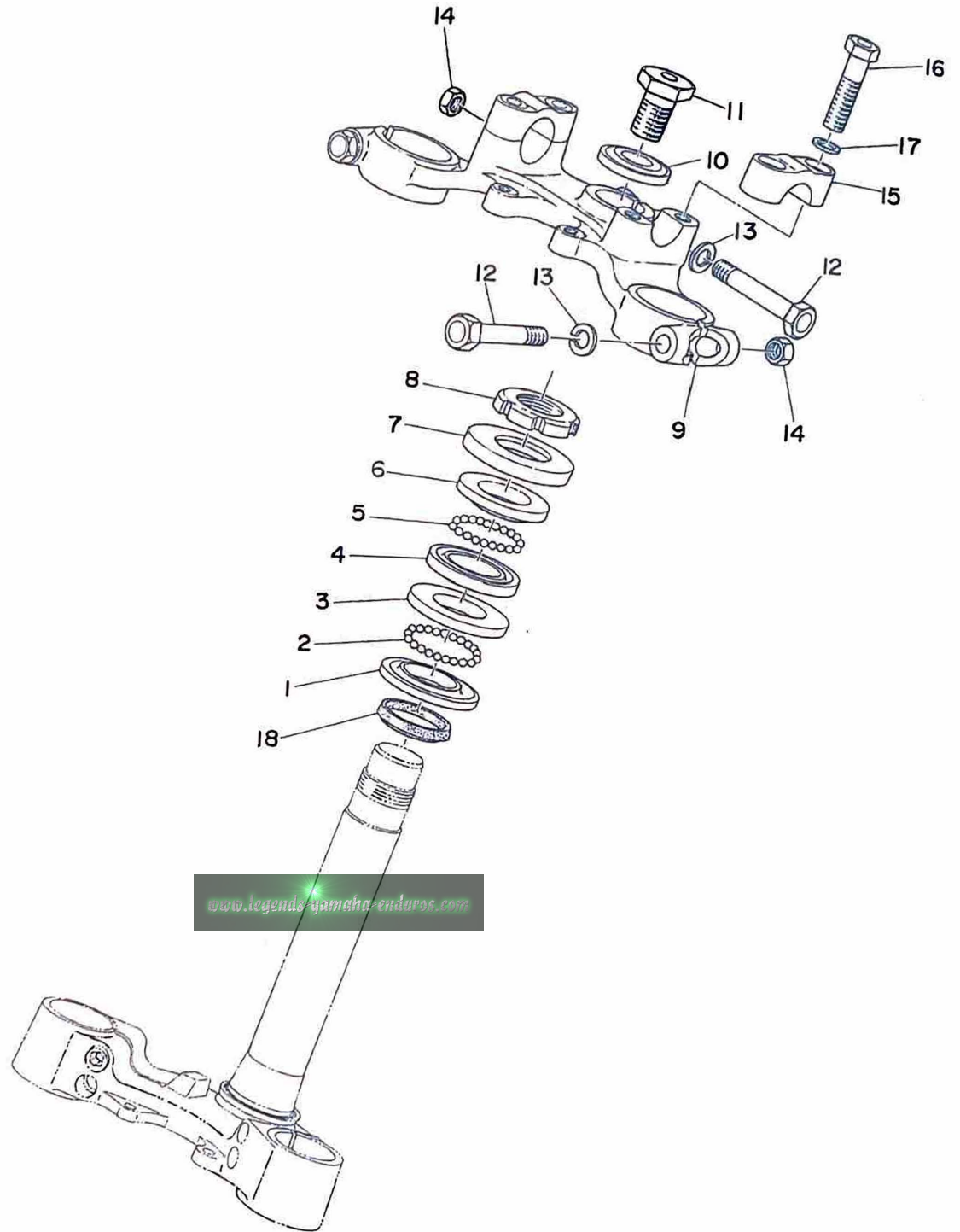
Fig. 18 FRONT FORK



FRONT FORK

Ref. No.	Part No.	Description	Q'ty		Applicable Machine No.	Remarks
			YZ 250	YZ 360		
18-24	93210-99184	O-RING	1	1		
18-25	322-23395-00	EMBLEM, number	1	1		

Fig. 19 STEERING



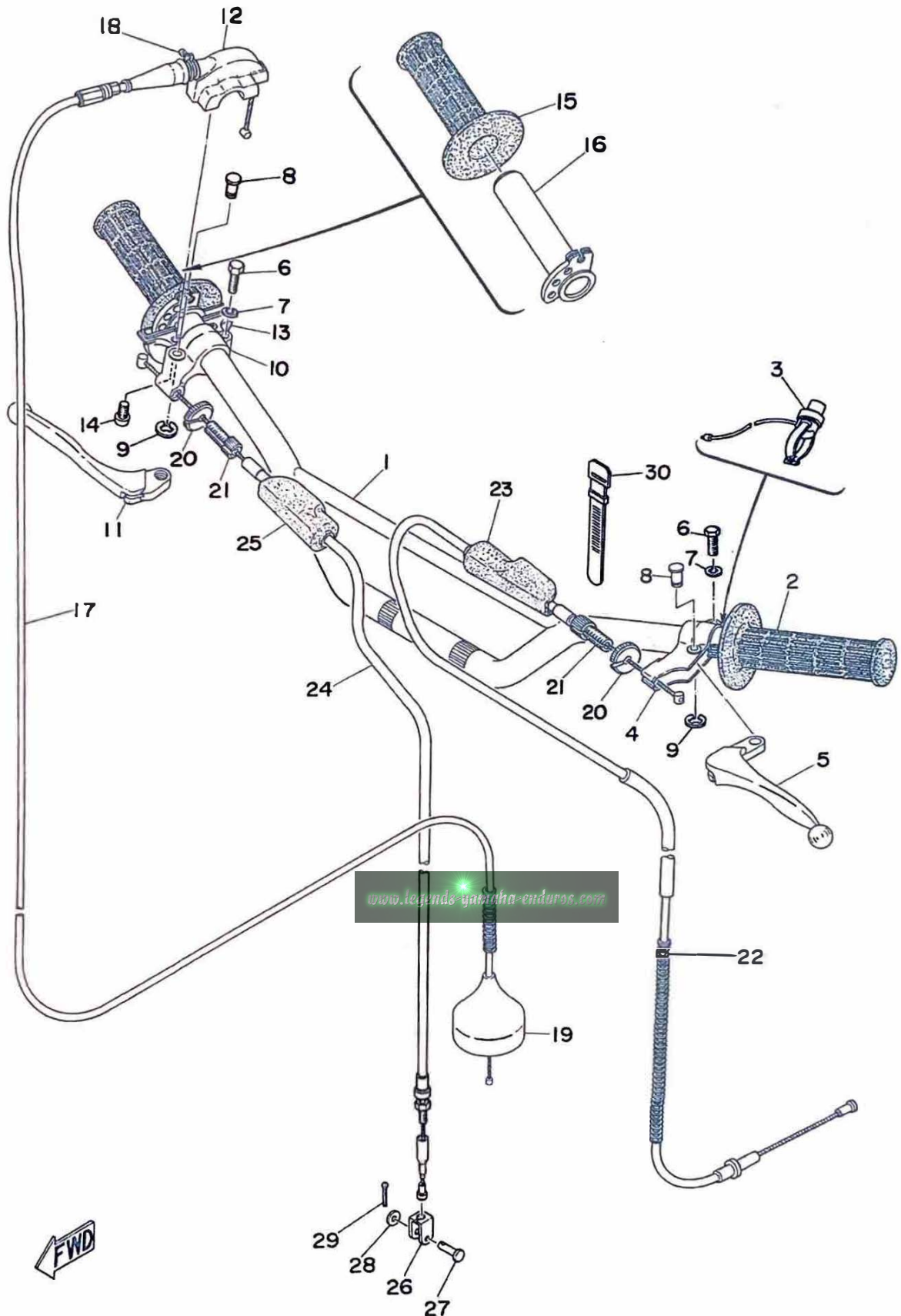
www.legends-yamaha-enduros.com



STEERING

Ref. No.	Part No.	Description	Q'ty		Applicable Machine No.	Remarks
			YZ 250	YZ 360		
19- 1	156-23411-00	RACE, ball 1	1	1		
19- 2	93501-04011	BALL (1/4 inch)	19	19		
19- 3	156-23412-00	RACE, ball 2	1	1		
19- 4	122-23412-00	RACE, ball 2	1	1		
19- 5	93503-16010	BALL (3/16 inch)	22	22		
19- 6	122-23411-00	RACE, ball 1	1	1		
19- 7	122-23416-00	COVER, ball race	1	1		
19- 8	90179-25088	NUT, steering fitting	1	1		
19- 9	431-23435-00	CROWN, handle	1	1		
19-10	214-23443-00	WASHER, crown	1	1		
19-11	90109-14177	BOLT, steering fitting	1	1		
19-12	90101-08133	BOLT, handle crown	3	3		
19-13	92901-08100	WASHER, spring	3	3		
19-14	98801-08300	NUT	3	3		
19-15	401-23441-00-98	HOLDER, handle upper	2	2		Frosting Black
19-16	90101-08131	BOLT, fitting	4	4		
19-17	92901-08100	WASHER, spring	4	4		
19-18	164-23462-00	SEAL, dust	1	1		

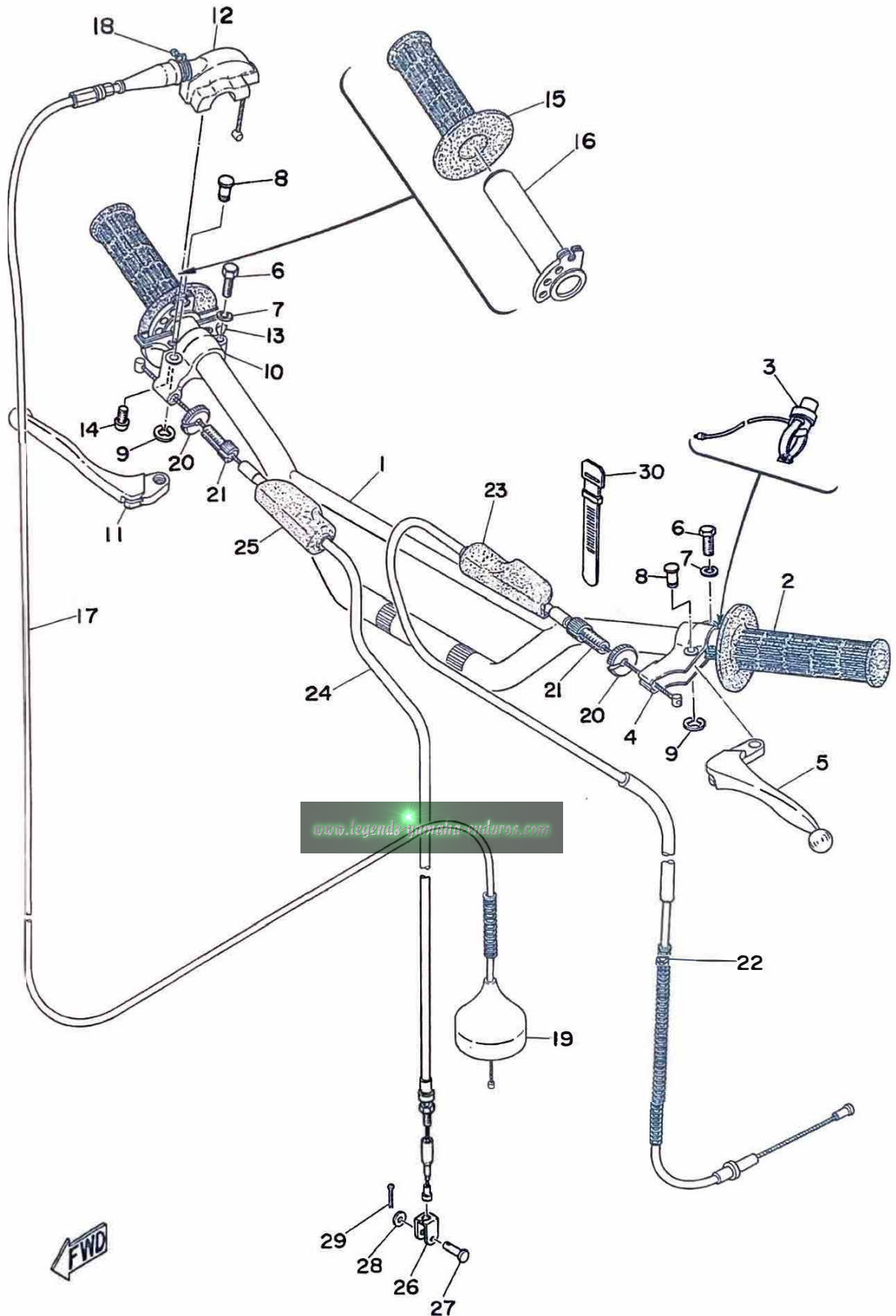
Fig. 20 HANDLE · WIRE



HANDLE · WIRE

Ref. No.	Part No.	Description	Q'ty		Applicable Machine No.	Remarks
			YZ 250	YZ 360		
20- 1	431-26111-00	HANDLE	1	1		
20- 2	322-26241-00	GLIP, left	1	1		
20- 3	322-83976-00	SWITCH, handle 1	1	1		
20- 4	431-82911-00	HOLDER, lever left	1	1		
20- 5	214-83912-01	LEVER, left	1	1		
20- 6	91203-06020	BOLT	2	2		
20- 7	92901-06100	WASHER, spring	2	2		
20- 8	431-83915-00	PIN, lever fitting	2	2		
20- 9	93430-06005	CIRCLIP	2	2		
20-10	431-82921-00	HOLDER, lever right	1	1		
20-11	233-83922-31	LEVER, right	1	1		
20-12	431-26281-01	CAP, grip upper	1	1		
20-13	431-26282-01	CAP, grip under	1	1		
20-14	98503-05018	SCREW, panhead	2	2		
20-15	322-26242-00	GRIP, right	1	1		
20-16	431-26243-00	TUBE, guide	1	1		
20-17	431-26311-00	WIRE, throttle	1	1		
20-18	322-26393-00	HOLDER, wire guide	1	1		
20-19	431-26329-00	. CAP, rubber	1	1		
20-20	322-26344-00	NUT, wire adjusting	2	2		
20-21	168-26337-00	BOLT, adjusting	2	2		
20-22	431-26335-00	WIRE, clutch	1	1		
20-23	382-26372-00	. COVER, lever	1	1		
20-24	431-26341-01	WIRE, break front	1	1		

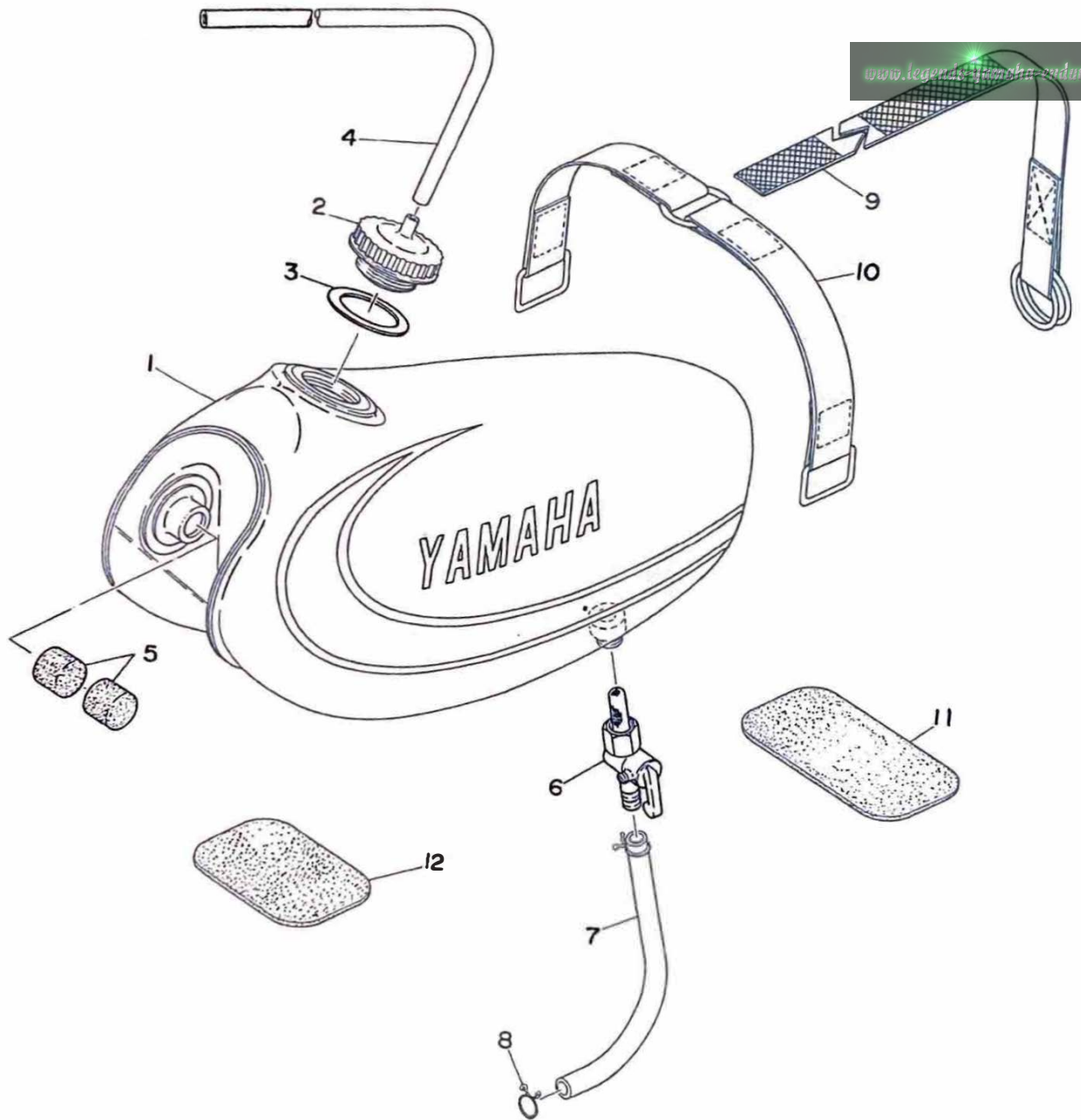
Fig. 20 HANDLE · WIRE



HANDLE · WIRE

Ref. No.	Part No.	Description	Q'ty		Applicable Machine No.	Remarks
			YZ 250	YZ 360		
20-25	382-26372-00	. COVER, lever	1	1		
20-26	156-26347-00	JOINT, wire	1	1		
20-27	156-27229-00	PIN, joint link	1	1		
20-28	156-27226-00	WASHER, pedal link	1	1		
20-29	91401-20012	PIN, cotter	1	1		
20-30	168-83936-01	BAND, switch cord	1	1		

Fig. 21 FUEL TANK

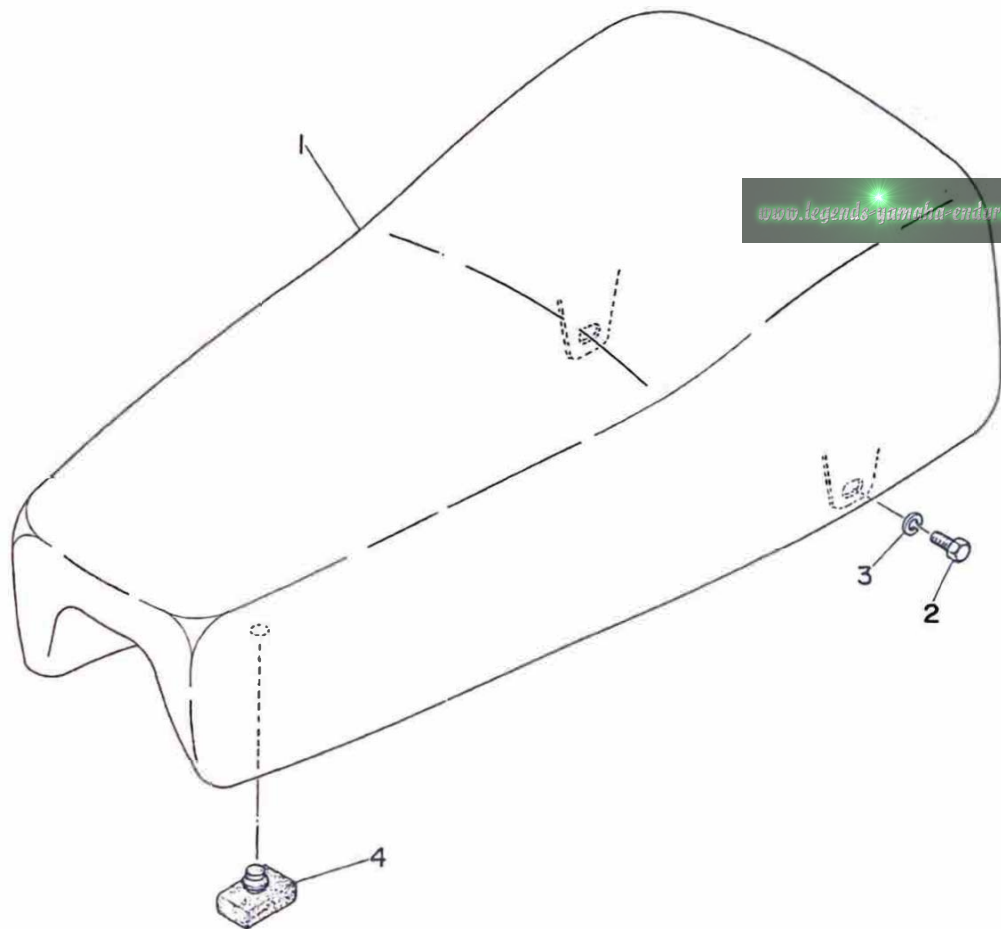
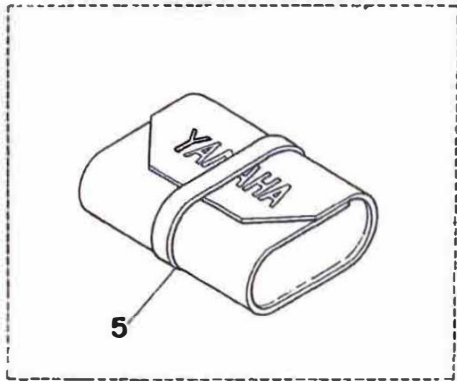


FWD

FUEL TANK

Ref. No.	Part No.	Description	Q'ty		Applicable Machine No.	Remarks
			YZ 250	YZ 360		
21- 1	431-24110-01-01	FUEL TANK COMP.	1	1		Crystal Silver
21- 2	322-24611-00	BODY, cap	1	1		
21- 3	322-24612-00	PACKING, cap	1	1		
21- 4	129-24311-00	PIPE, fuel (5-430)	1	1		
21- 5	156-24181-00	DAMPER, locating	2	2		
21- 6	322-24500-00	FUEL COCK ASS'Y	1	1		
21- 7	363-24311-00	PIPE, fuel (7-220)	1	1		
21- 8	143-24356-00	CLIP, pipe	2	2		
21- 9	431-24173-00	BAND, tank fitting rear	1	1		
21-10	431-24199-00	BAND, tank fitting front	1	1		
21-11	431-24183-00	DAMPER 2	1	1		
21-12	431-24182-00	DAMPER 1	1	1		

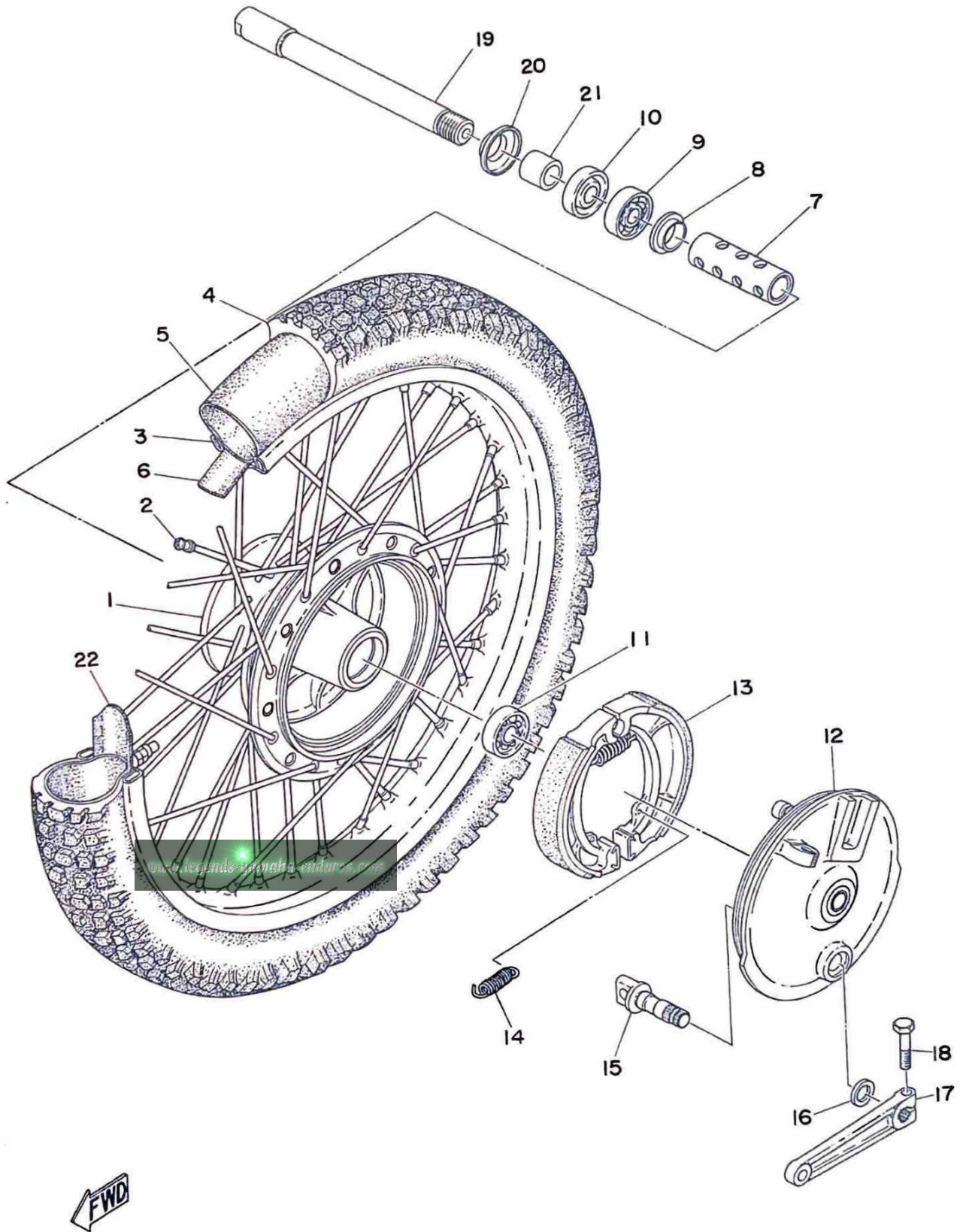
Fig. 22 SEAT



SEAT

Ref. No.	Part No.	Description	Q'ty		Applicable Machine No.	Remarks
			YZ 250	YZ 360		
22- 1	431-24770-00	SEMI DOUBLE SEAT ASS'Y	1	1		
22- 2	91201-06015	BOLT	2	2		
22- 3	92901-06100	WASHER, spring	2	2		
22- 4	431-24723-00	DAMPER, seat mount	5	5		
22- 5	363-28100-10	TOOL ASS'Y	1	1		

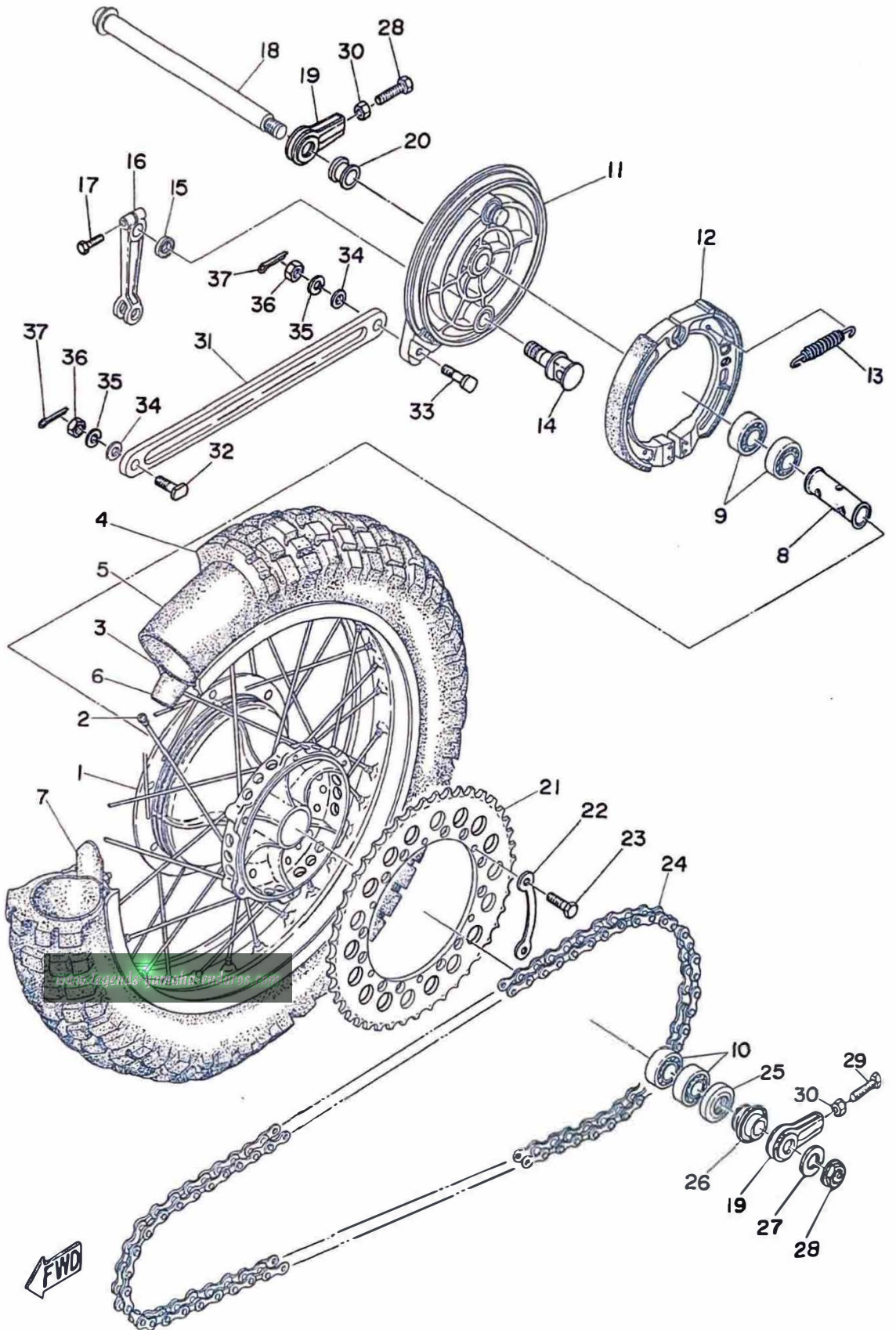
Fig. 23 FRONT WHEEL



FRONT WHEEL

Ref. No.	Part No.	Description	Q'ty		Applicable Machine No.	Remarks
			YZ 250	YZ 360		
23- 1	322-25111-00-98	HUB, front	1	1		Frosting Black
23- 2	322-25104-00	SPOKE SET	1s	1s		
23- 3	94416-21104	RIM, front (1.60A-21)	1	1		
23- 4	94130-21096	TIRE, front (3.00-21-4PR)	1	1		
23- 5	94230-21038	TUBE, front (3.00-21)	1	1		
23- 6	94330-21030	BAND, rim (3.00-21)	1	1		
23- 7	431-25117-00	SPACER, bearing	1	1		
23- 8	146-25116-00	FLANGE, spacer 2	1	1		
23- 9	93306-20201	BEARING (B6202)	1	1		
23-10	93102-20009	OIL SEAL (SD-20-35-7)	1	1		
23-11	93306-20204	BEARING (B602Z)	1	1		
23-12	322-25121-00- 00 ⁰⁰	PLATE, brake shoe	1	1		Frosting Black
23-13	322-25130-00	BRAKE SHOE COMP.	2	2		
23-14	183-25333-00	SPRING, brake shoe return	2	2		
23-15	431-25151-00	CAMSHAFT	1	1		
23-16	137-25159-00	SEAL, camshaft	1	1		
23-17	322-25155-00	LEVER, camshaft	1	1		
23-18	91201-06025	BOLT	1	1		
23-19	431-25181-00	SHAFT, wheel	1	1		
23-20	322-25118-00	COVER, hub dust	1	1		
23-21	322-25183-00	COLLAR, wheel shaft	1	1		
23-22	214-25394-00	SPACER, bead	2	2		

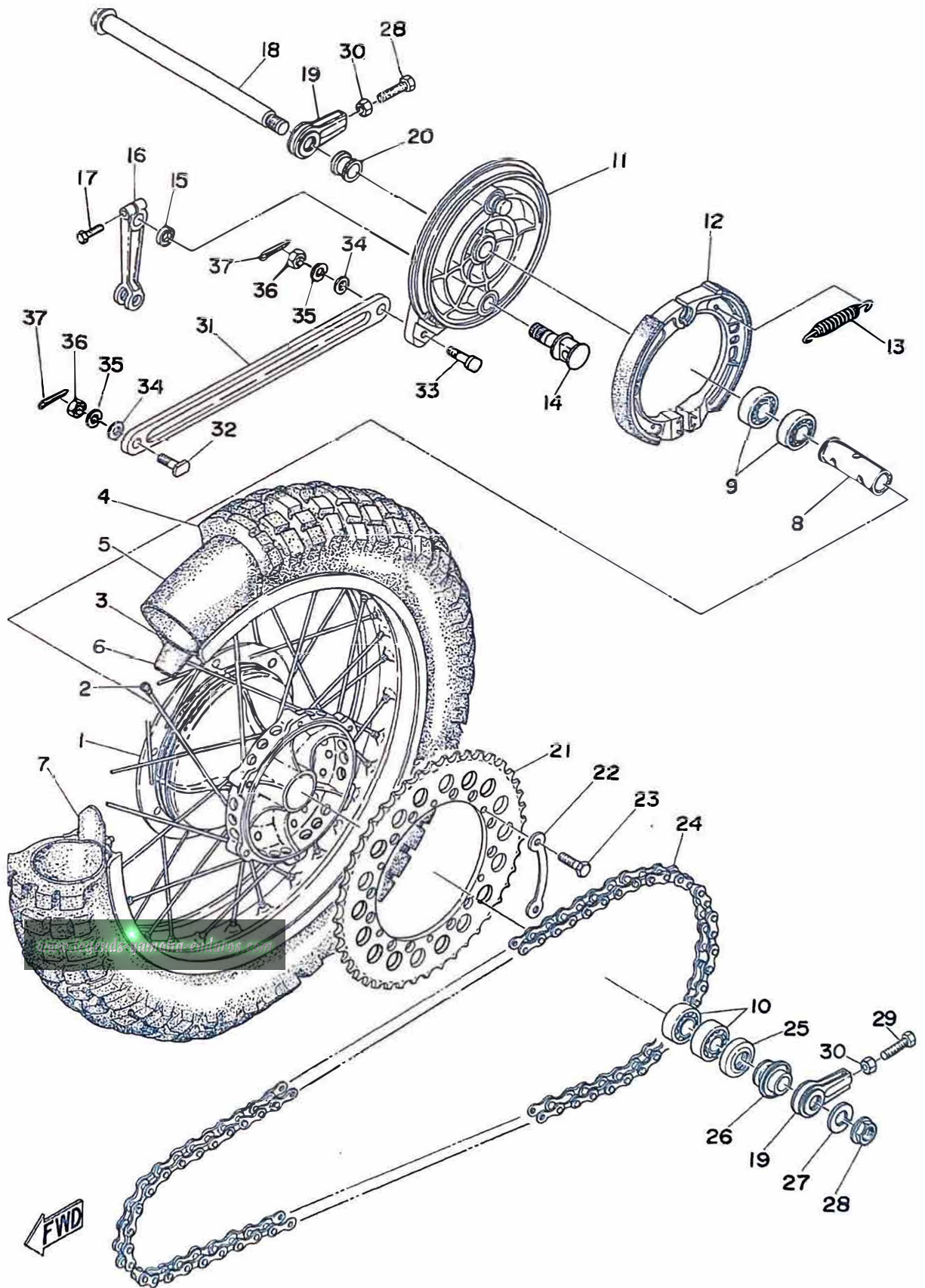
Fig. 24 REAR WHEEL



REAR WHEEL

Ref. No.	Part No.	Description	Q'ty		Applicable Machine No.	Remarks
			YZ 250	YZ 360		
24- 1	431-25311-00-98	HUB, rear	1	1		Frosting Black
24- 2	431-25304-00	SPOKE SET	1s	1s		
24- 3	94421-18105	RIM, rear (2.15B-18)	1	1		
24- 4	94140-18070	TIRE, rear (4.00-18-4PR)	1			
	94146-18109	TIRE, rear (4.60-18-4PR)		1		
24- 5	94240-18024	TUBE, rear (4.00-18)	1			
	94246-18040	TUBE, rear (4.00-18)		1		
24- 6	94340-18022	BAND, rim (4.00-18)	1	1		
24- 7	363-25394-00	SPACER, bead	2	2		
24- 8	431-25317-00	SPACER, bearing	1	1		
24- 9	93306-20301	BEARING (B6203)	2	2		
24-10	93306-20303	BEARING (B6203Z)	2	2		
24-11	431-25321-00-98	PLATE, brake shoe	1	1		Frosting Black
24-12	431-25330-00	BRAKE SHOE COMP.	2	2		
24-13	246-25333-00	SPRING, return	2	2		
24-14	431-25351-00	CAMSHAFT	1	1		
24-15	93104-14044	OIL SEAL (SO-14-20-3)	1	1		
24-16	431-25355-00	LEVER, camshaft	1	1		
24-17	91201-06025	BOLT	1	1		
24-18	431-25381-00	SHAFT, wheel	1	1		
24-19	431-25388-00	PULLER, chain	2	2		
24-20	90387-17215	COLLAR, wheel shaft	1	1		

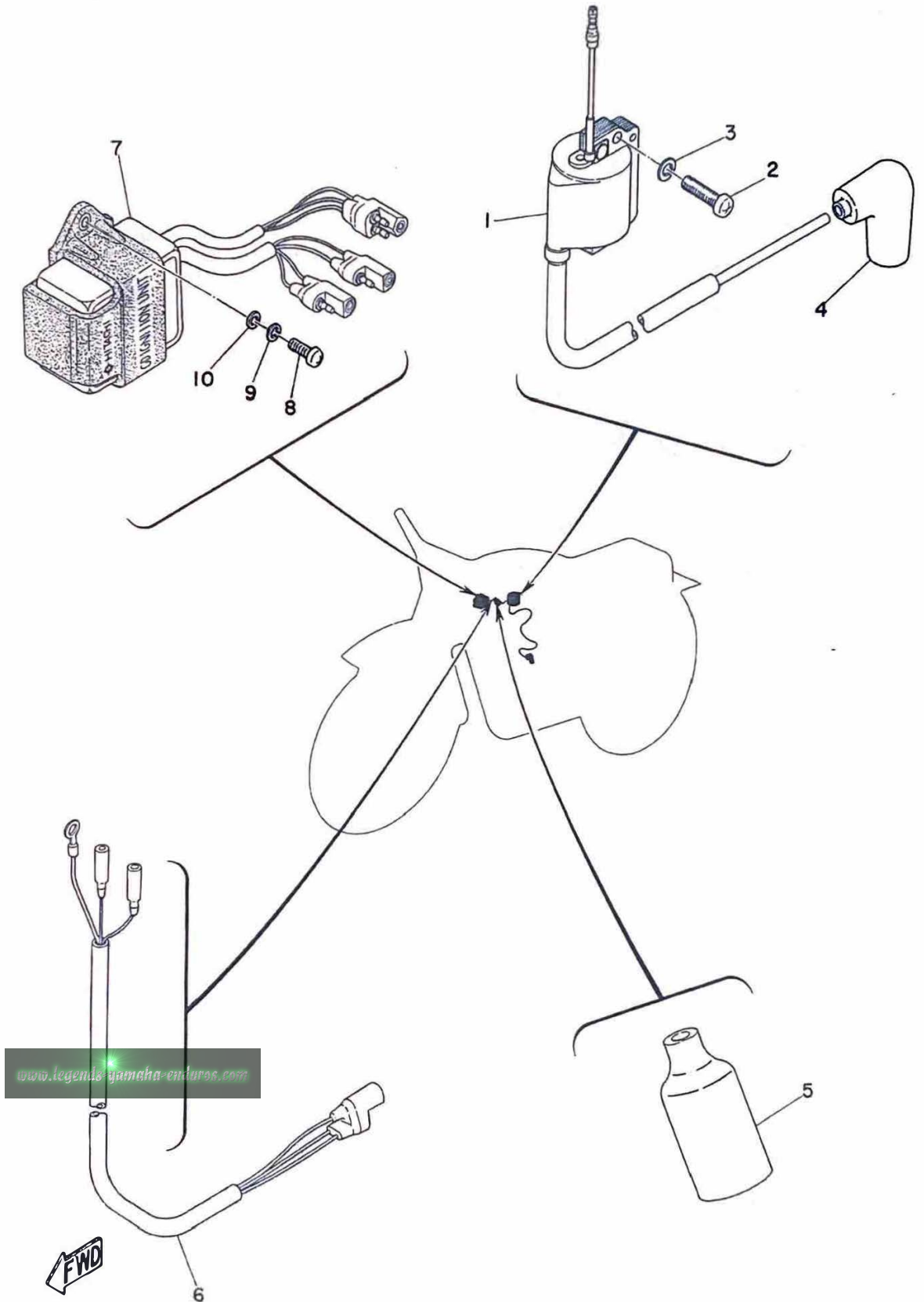
Fig. 24 REAR WHEEL



REAR WHEEL

Ref. No.	Part No.	Description	Q'ty		Applicable Machine No.	Remarks
			YZ 250	YZ 360		
24-21	431-25448-00	GEAR, sprocket wheel (48T) ...	} U.R	} U.R		YZ360 STD
	431-25450-00	GEAR, sprocket wheel (50T) ...				
	431-25452-00	GEAR, sprocket wheel (52T) ...				
	431-25454-00	GEAR, sprocket wheel (54T) ...				
			1	1		YZ250 STD
24-22	431-25412-00	WASHER, lock	3	3		
24-23	90101-08130	BOLT, fitting	6	6		
24-24	94515-20106	CHAIN (DK520T 106L)	1			
	94515-20104	CHAIN (DK520T 104L)		1		
24-25	93102-25030	OIL SEAL (SD-25-40-8)	1	1		
24-26	431-25376-00	COLLAR, sprocket shaft	1	1		
24-27	92901-16100	WASHER, spring	1	1		
24-28	90179-16007	NUT, shaft	1	1		
24-29	168-25379-00	BOLT, chain puller	2	2		
24-30	98803-08300	NUT	2	2		
24-31	431-25371-00-33	BAR, tension	1	1		Yamaha Black
24-32	90109-08175	BOLT, tension bar 1	1	1		
24-33	90109-08176	BOLT, tension bar 2	1	1		
24-34	92901-08200	WASHER, plain	2	2		
24-35	92901-08100	WASHER, spring	2	2		
24-36	98801-08300	NUT	2	2		
24-37	91401-20020	PIN, cotter	2	2		

Fig. 25 ELECTRICAL



ELECTRICAL

Ref. No.	Part No.	Description	Q'ty		Applicable Machine No.	Remarks
			YZ 250	YZ 360		
25- 1	322-82310-10	IGNITION COIL ASS'Y	1	1		
25- 2	92501-06025	SCREW, panhead	2	2		
25- 3	92901-06100	WASHER, spring	2	2		
25- 4	294-82370- 00 ⁰⁰	PLUG CAP ASS'Y	1	1		
25- 5	256-82599-00	COVER, connector	1	1		
25- 6	431-85517-00	WIRE, sub lead	1	1		
25- 7	364-85540- 00 ¹³	C.D.I. UNIT ASS'Y	1	1		
25- 8	92501-06025	SCREW, panhead	2	2		
25- 9	92901-06100	WASHER, spring	2	2		
25-10	136-22316-00	WASHER, special	2	2		

NUMERICAL INDEX



NUMERICAL INDEX

Ref No.	Parts No.	Ref No.	Parts No.	Ref No.	Parts No.
13- 8	109-81328-10	6-14	156-17417-00-02	2- 9	214-15385-00
12-18	116-28324-00	6-14	156-17417-00-03	3- 6	214-15451-02
2-13	120-15371-00	6-27	156-17429-00	2-10	214-15492-00
13-12	120-15371-00	6-33	156-17464-01	5-12	214-15631-00
18-17	122-23119-01	19- 1	156-23411-00	9-23	214-15668-00
18-18	122-23129-00	19- 3	156-23412-00	5-13	214-16181-00
19- 6	122-23411-00	14-15	156-24181-00	5-19	214-16340-00
19- 4	122-23412-00	21- 5	156-24181-00	5-25	214-16343-00
19- 7	122-23416-00	20-26	156-26347-00	5-26	214-16344-00
11-19	127-14134-00	20-28	156-27226-00	5-23	214-16379-00
11-35	127-14135-00	20-27	156-27229-00	5-22	214-16389-00
11-31	127-14161-00	11-24	164-14137-00	6- 6	214-17216-00
11- 8	127-14186-00	6-38	164-17417-00-08	6-26	214-17216-00
21- 4	129-24311-00	19-18	164-23462-00	6-31	214-17462-00
9-22	132-15644-00	13- 9	165-81145-21	8- 3	214-18131-00
5-22	132-16346-00	9-15	168-15653-00	7-31	214-18178-00
6- 9	132-17216-00	9-19	168-15675-00	7- 8	214-18179-00
9-17	132-17414-00	9-20	168-15676-00	8- 9	214-18186-00
8-14	132-18133-00	5- 3	168-16325-00	6-13	214-18533-00
7-15	136-18551-00	6-23	168-17116-00	7-32	214-18533-00
25-10	136-22316-00	6-28	168-17428-01-03	7-16	214-18552-00
11- 2	137-14143-70	6-28	168-17428-01-05	7- 4	214-18561-00
11- 1	137-14143-76	24-29	168-25379-00	14-11	214-21433-00
5- 7	137-16337-01	20-21	168-26337-00	18-13	214-23114-00
5-20	137-16345-00	20-30	168-83936-01	18-21	214-23128-00
6-10	137-17427-00-10	5-16	170-16154-02	18- 4	214-23146-00
23-16	137-25159-00	5-15	170-16164-00	18- 5	214-23156-00
21- 8	143-24356-00	16-23	180-27236-00	19-10	214-23443-00
12- 3	145-14683-00	23-14	183-25333-00	23-22	214-25394-00
10- 4	145-28364-00	11- 1	193-14142-60	20- 5	214-83912-01
23- 8	146-25116-00	11- 1	193-14142-70	8-16	216-18139-02
9-10	150-17219-00	1- 9	214-11175-00	20-11	233-83922-31
11-18	152-14123-00	2-16	214-11198-01	11-20	239-14112-20
6- 3	152-17226-00	1- 4	214-11351-00	11-13	239-14115-00
6-34	152-17463-00	1- 8	214-11361-00	11-23	239-14116-05
4-18	156-16174-00	4-19	214-11545-01	11-12	239-14117-00
5-10	156-16174-00	4-11	214-11611-70	11-25	239-14136-00
6-14	156-17417-00-01	4- 9	214-11633-00	11-21	239-14141-48

NUMERICAL INDEX

Ref No.	Parts No.	Ref No.	Parts No.	Ref No.	Parts No.
11- 4	239-14190-33	3- 8	308-15461-01	20-15	322-26242-00
11- 5	239-14195-00	9-18	308-15671-00	20-20	322-26344-00
24-13	246-25333-00	11-10	310-14146-00	20-18	322-26393-00
2-14	248-15373-00	11-17	310-14161-00	16- 2	322-27426-00
15-14	256-27218-00	11- 9	310-14184-00	16- 5	322-27456-00
25- 5	256-82599-00	11- 6	310-14185-00	25- 1	322-82310-10
1- 5	275-11179-00	11-11	310-14186-00	20- 3	322-83976-00
1- 2	275-11181-00	11- 7	310-14187-00	13-11	322-85553-10
4- 1	275-11412-00	11- 3	310-14194-00	13-12	322-85554-10
4- 2	275-11422-00	11-40	310-14196-00	17- 7	324-21519-00
4- 9	275-11633-00	11-38	313-14146-00	17-18	324-21619-00
4- 4	275-11681-00	4-11	322-11611-00	2-19	328-15316-00
4- 6	275-11685-00	12- 4	322-14684-00	7-23	328-18547-00
11-22	275-14112-20	12-13	322-14792-10	10-19	363-13613-00
11-22	275-14112-30	16-16	322-21452-00	10-20	363-13616-00
11-16	275-14122-00	17- 1	322-21511-00-20	11-27	363-14137-00
11-26	275-14131-00	17- 5	322-21541-00	11-29	363-14198-00
6-37	275-15651-00	17- 6	322-21544-00	5- 5	363-16351-00
10-14	278-14455-00	17- 9	322-21611-00-20	18- 9	363-23141-01
9- 1	278-15611-00-93	15-17	322-22137-00	18- 8	363-23170-00
9- 6	278-15613-00	15-10	322-22153-00	21- 7	363-24311-00
9- 5	278-15622-00	15-16	322-22157-00	24- 7	363-25394-00
7- 7	278-18141-00	15-19	322-22213-20	22- 5	363-28100-10
3-11	278-18149-00	18- 7	322-23171-00	11-28	364-14158-00
18- 3	278-23145-50	18-12	322-23318-00	25- 7	364-85540-10
18-20	278-23158-50	18-16	322-23346-00	20-23	382-26372-00
18-19	278-23181-50	18-25	322-23395-00	20-25	382-26372-00
12- 6	285-14791-10	21- 6	322-24500-00	14-22	401-21787-00
9- 9	291-15665-00	21- 2	322-24611-00	15-20	401-22241-00
9-24	291-15674-00	21- 3	322-24612-00	19-15	401-23441-00-98
9-25	291-15686-00	23- 2	322-25104-00	1- 1	431-11111-00
6-17	291-17421-00	23- 1	322-25111-00-98	1- 2	431-11181-00
18-14	291-23111-60	23-20	322-25118-00	1- 3	431-11311-00
18-11	292-23144-00	23-12	322-25121-00-98	4- 0-1	431-11400-00
25- 4	294-82370-20	23-13	322-25130-00	4- 1	431-11412-00
5-17	307-16357-00	23-17	322-25155-00	4- 2	431-11422-00
12-12	308-14771-00	23-21	322-25183-00	4- 7	431-11631-00-96
3-13	308-15373-00	20- 2	322-26241-00	4- 7	431-11631-00-98

NUMERICAL INDEX

Ref No.	Parts No.	Ref No.	Parts No.	Ref No.	Parts No.
4- 3	431-11651-00	6-22	431-17211-00	15- 3	431-22124-00
10-15	431-13555-00	6-11	431-17221-00	15- 4	431-22126-00
10-23	431-13556-00	6-20	431-17231-00	15- 5	431-22127-00-03
10-18	431-13610-00	6-21	431-17241-00	15- 5	431-22127-00-04
11- 0-1	431-14101-00	6-19	431-17251-00	15- 5	431-22127-00-05
10- 1	431-14411-00	6- 1	431-17411-00	15- 6	431-22128-00
10- 3	431-14412-00	6-32	431-17461-30	15- 2	431-22141-00
10- 2	431-14451-00	6-32	431-17461-50	15- 7	431-22151-00
10-13	431-14453-00	8- 1	431-18111-00-91	15-18	431-22210-00-98
10-12	431-14455-00	8- 8	431-18121-00	18- 0-1	431-23101-00
12- 1	431-14610-00	7-27	431-18123-00	18-10	431-23124-00
12- 5	431-14613-00	8- 7	431-18124-00	18- 1	431-23126-00
12- 2	431-14773-00	8-13	431-18125-00	18- 2	431-23136-00
2- 1	431-15111-00	7-24	431-18128-00	18-15	431-23340-00-33
2- 2	431-15121-00	8- 5	431-18138-00-02	19- 9	431-23435-00
2-15	431-15351-00	8- 5	431-18138-00-03	18-22	431-23485-00
2-17	431-15363-00	8- 5	431-18138-00-04	18-23	431-23486-00
3- 1	431-15411-00	8- 5	431-18138-00-05	21- 1	431-24110-01-01
3- 3	431-15417-00	7-29	431-18151-00	21- 9	431-24173-00
3- 2	431-15421-00	7-28	431-18152-00	14-16	431-24181-00
3- 7	431-15431-00	8- 6	431-18153-00	21-12	431-24182-00
9- 2	431-15621-00	7-25	431-18188-00	81-11	431-24183-00
9-16	431-15641-00	7-11	431-18511-00	21-10	431-24199-00
9-13	431-15661-00	7-13	431-18512-00	14-14	431-24723-00
9-12	431-15666-00	7-14	431-18513-00	22- 4	431-24723-00
9-14	431-15676-00	7-18	431-18531-00	22- 1	431-24770-00
4-16	431-16111-00	7- 1	431-18541-00	23- 7	431-25117-00
5- 1	431-16150-00	7-22	431-18557-00	23-15	431-25151-00
5- 0-1	431-16301-00	7-21	431-18567-00	23-19	431-25181-00
5- 4	431-16321-00	7-20	431-18577-00	24- 2	431-25304-00
5- 6	431-16333-00	7- 6	431-18591-00-02	24- 1	431-25311-00-98
5- 8	431-16356-00	7- 6	431-18591-00-03	24- 8	431-25317-00
5- 2	431-16371-01	14- 1	431-21110-00-33	24-11	431-25321-00-98
5-11	431-16464-00	14-10	431-21471-00	24-12	431-25330-00
6- 8	431-17121-00	17- 8	431-21629-00	24-14	431-25351-00
6- 5	431-17131-00	14-17	431-21711-00	24-16	431-25355-00
6- 2	431-17141-00	14-18	431-21721-00	24-18	431-25381-00
6- 7	431-17151-00	15- 1	431-22110-00-33	24-19	431-25388-00

NUMERICAL INDEX

Ref No.	Parts No.	Ref No.	Parts No.	Ref No.	Parts No.
24-22	431-25412-00	4- 7	432-11631-00-98	17- 4	90201-06339
24-21	431-25448-00	11- 0-1	432-14101-00	17-12	90201-06339
24-21	431-25450-00	11-32	432-14124-00	17-16	90202-06049
24-21	431-25452-00	11-34	432-14138-00	14-20	90202-07048
24-21	431-25454-00	11-30	432-14155-00	16-20	90240-06027
24-31	431-25371-00-33	12- 1	432-14610-00	2-20	90381-08005
24-26	431-25376-00	11-33	432-14171-00	10- 7	90387-06216
20- 1	431-26111-00	11-37	432-14173-00	17-11	90387-06216
20-16	431-26243-00	11-36	432-14174-00	8-12	90387-14218
20-12	431-26281-01	11-39	432-14197-00	24-20	90387-17215
20-13	431-26282-01	2- 1	432-15111-00	10- 8	90480-14052
20-17	431-26311-00	2- 2	432-15121-00	17-10	90480-14052
20-19	431-26329-00	4-10	604-11634-00	16-15	90506-18068
20-22	431-26335-00	24-23	90101-08130	15-21	91101-06012
20-24	431-26341-01	19-16	90101-08131	10-11	91101-06018
12-14	431-26399-00	19-12	90101-08133	8- 2	91101-06020
16-11	431-27211-00-91	24-32	90109-08175	10-16	91101-06020
16-19	431-27231-00	24-33	90109-08176	16- 8	90101-08134
16-24	431-27237-00	16-10	90109-10174	12-15	91201-06010
16-28	431-27311-00	19-11	90109-14177	15-11	91201-06010
16- 3	431-27411-00	2- 6	90110-07004	12- 7	91201-06015
16- 1	431-27412-00	2- 7	90110-07005	22- 2	91201-06015
16- 6	431-27421-00	2- 8	90110-07006	16-26	91201-06025
16- 4	431-27422-00	2- 8	90110-07007	17-15	91201-06025
20- 4	431-82911-00	14- 2	90116-08141	17-17	91201-06025
20-10	431-82921-00	14- 4	90116-08142	23-18	91201-06025
20- 8	431-83915-00	14- 3	90116-08144	24-17	91201-06025
13- 0-1	431-85500-10	14- 7	90116-10143	17- 2	91201-06030
13- 2	431-85510-10	15- 9	90170-16111	15-15	91201-06040
13- 7	431-85515-10	16-25	90179-06006	14-13	91201-06100
25- 6	431-85517-00	10- 5	90179-06009	16-13	90201-15340
13- 3	431-85543-10	1-10	90179-10010	20- 6	91203-06020
13- 1	431-85550-10	1-10	90179-10011	9-26	91210-06020
1- 1	432-11111-00	24-28	90179-16007	3-10	91316-06030
1- 3	432-11311-00	19- 8	90179-25088	2- 4	91316-06045
1- 4	432-11351-00	10- 6	90201-06339	3- 9	91316-06045
4- 0-1	432-11400-00	14-21	90201-06339	3- 5	91316-06050
4- 7	432-11631-00-96	15-22	90201-06339	2- 5	91316-06065

NUMERICAL INDEX

Ref No.	Parts No.	Ref No.	Parts No.	Ref No.	Parts No.
5-24	91401-10010	16-21	92901-06200	5-14	93341-23307
16-22	91401-20012	17-13	92901-06200	6-39	93410-15005
20-29	91401-20012	12-11	92901-08100	9-21	93410-15005
24-37	91401-20020	14- 5	92901-08100	6-24	93410-19015
7-17	91401-25025	16- 9	92901-08100	9-11	93410-20009
2- 3	91810-05016	19-13	92901-08100	6-12	93420-26024
14-12	91901-06012	19-17	92901-08100	18- 6	93420-28025
14-19	91901-06018	24-35	92901-08100	6-36	93420-42007
13-13	92501-06018	1- 6	92901-08200	4-13	93420-72023
25- 2	92501-06025	12-10	92901-08200	20- 9	93430-06005
25- 8	92501-06025	24-34	92901-08200	7-30	93430-07012
16-27	92801-06300	14- 8	92901-10100	7-26	93430-09019
14- 6	92801-08300	15- 8	92901-16100	16- 7	93430-10015
14- 9	92801-10300	24-27	92901-16100	7-19	93430-10016
11-15	92900-05100	4-17	92901-18100	9- 7	93430-10016
10-21	92901-03100	8- 4	93101-12004	16-14	93430-12009
13-10	92901-04100	23-10	93102-20009	6-25	93440-25008
2-12	92901-05100	24-25	93102-25030	6- 4	93440-25088
7- 9	92901-05100	6-30	93102-35054	6-16	93450-52014
13- 5	92901-05100	4-14	93103-30044	19- 2	93501-04011
16-18	92901-05100	4-15	93103-42045	19- 5	93503-16010
13- 6	92901-05200	24-15	93104-14044	5- 9	93505-16006
8-11	92901-06100	16-12	93104-15005	9- 4	93507-32009
10-10	92901-06100	9- 8	93104-20007	7- 2	93604-08071
10-17	92901-06100	5-18	93109-07009	7- 3	93604-14012
12- 8	92901-06100	2-18	93210-19074	7-12	93605-13077
12-16	92901-06100	18-24	93210-99184	23- 4	94130-21096
13-14	92901-06100	23- 9	93306-20201	24- 4	94140-18070
15-12	92901-06100	23-11	93306-20204	24- 4	94146-18109
17- 3	92901-06100	24-10	93306-20303	23- 5	94230-21038
17-14	92901-06100	24- 9	93306-20301	24- 5	94240-18024
20- 7	92901-06100	6-35	93306-20306	24- 5	94246-18040
22- 3	92901-06100	6-15	93306-20508	23- 6	94330-21030
25- 3	92901-06100	6-29	93306-30506	24- 6	94340-18022
25- 9	92901-06100	4-12	93306-30602	23- 3	94416-21104
10- 9	92901-06200	4- 8	93310-21854	24- 3	94421-18105
12-17	92901-06200	4- 5	93310-42584	24-24	94515-20104
15-13	92901-06200	6-11	93315-22004	24-24	94515-20106

NUMERICAL INDEX

Ref No.	Parts No.	Ref No.	Parts No.	Ref No.	Parts No.
1-11	94701-00074				
12- 9	97201-08020				
9- 3	97201-08030				
10-22	98501-03008				
2-11	98501-05010				
7-10	98501-05010				
13- 4	98501-05010				
16-17	98501-05010				
3- 4	98501-05015				
11-14	98502-05018				
20-14	98503-05018				
7- 5	98701-05015				
8-10	98801-06100				
1- 7	98801-08200				
8-15	98801-08300				
19-14	98801-08300				
24-36	98801-08300				
24-30	98803-08300				



YAMAHA MOTOR CO., LTD.

www.legends-yamaha-enduro.com

PRINTED IN JAPAN
First edition Mar., 1973