

# RD350LC



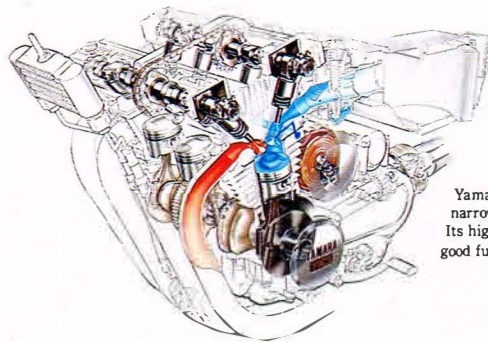
[www.legends-yamaha-enduros.com](http://www.legends-yamaha-enduros.com)





**XJ900**

- 4-stroke DOHC four • 97PS/9,000rpm • YICS • Air-assisted front fork • Ventilated triple disc brakes • Damping-adjustable rear suspension • Shaft drive



Yamaha's DOHC four is exceptionally narrow and allows deep lean angle. Its high performance is backed up by a good fuel economy, thanks to the YICS.




**XJ750**

- 4-stroke DOHC four • 81PS/9,000rpm • Computer Monitor System • YICS • Shaft drive • Adjustable anti-dive front suspension



**XT**

- 4-stroke SOHC 4-valve single • 38PS/3,800rpm • decompressor • Monocross suspension



**XT**

- 4-stroke SOHC single • 32PS/6,500rpm • 5-way adjustable De Carbon type damper



**XJ650T**

- 4-stroke turbocharged DOHC four • 90PS/9,000rpm • YICS • Aerodynamic full fairing • Computer Monitor System • Shaft drive



**XJ650**

- 4-stroke DOHC four • 73PS/9,000rpm • YICS • Shaft drive • Front dual disc brake • Transistor-controlled ignition



**XJ550**

- 4-stroke DOHC four • 56PS/9,500rpm • YICS • Oil cooler • Front dual disc brake • Transistor-controlled ignition



**XT**

- 4-stroke SOHC single • 12PS/9,000rpm • balancer • CDI • Lightweight "Diamond" frame

[www.legends-yamaha-enduros.com](http://www.legends-yamaha-enduros.com)




**XS1100S**

- 4-stroke DOHC four • 95PS/8,000rpm • Triple disc brakes • Shaft drive • Sport fairing • Oil cooler • Transistor-controlled ignition



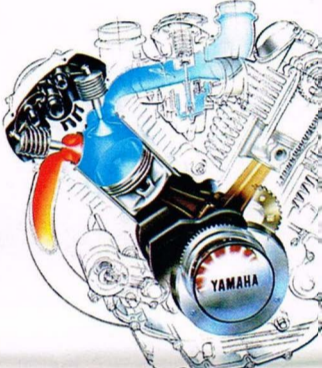
**XS850**

- 4-stroke DOHC triple • 97PS/8,500rpm • Triple disc brakes • Shaft drive • Transistor-controlled ignition • Cast-alloy wheels



**TR1**

- 4-stroke SOHC V-twin • 70PS/6,500rpm • Air-assisted front fork • Monocross suspension • Front dual disc brake • Fully enclosed drive chain



**XS400SE**

- 4-stroke SOHC twin • 37PS/8,800rpm • Front disc brake • Cast-alloy wheels • Electric starting • 5-way adjustable rear suspension



**XS400**

- 4-stroke DOHC twin • 45.5PS/9,300rpm • YICS • Monocross suspension • Counter balancer • Front disc brake • Transistor-controlled ignition



**XV750SE**

- 4-stroke SOHC V-twin • 60.9PS/7,000rpm • Air-assisted front fork • Monocross suspension • Shaft drive • Transistor-controlled ignition



**XZ**

- 4-stroke liquid cooled DOHC 8-valve V-twin • Monocross suspension • Shaft drive • Transistor-controlled ignition



**XS250SE**

- 4-stroke SOHC twin • 26PS/9,500rpm • Front disc brake • Cast-alloy wheels • Electric starting • 5-way adjustable rear suspension



**SR500**

- 4-stroke SOHC single • 33PS/6,500rpm • Dry sump lubrication • CDI • Decompressor with piston position indicator



**SR250SE**

- 4-stroke SOHC single • 20PS/7,700rpm • Electric starting • Transistor-controlled ignition • Low seat height • Counter balancer




**SR125**

- 4-stroke SOHC single • 12PS/8,500rpm • balancer • Low seat height • Transistor-controlled ignition




**V80DL**

- 2-stroke Torque Induction single • 6.7PS/6,000rpm • YEIS • 3-speed transmission with automatic centrifugal clutch • CDI • Enclosed drive chain • Fuel gauge



**V50DL**

- 2-stroke Torque Induction single • 4.5PS/6,000rpm • YEIS • 2-speed automatic transmission • CDI • Enclosed drive chain • Fuel gauge



**SALIENT**

- 2-stroke Torque Induction single • 3.6PS/5,500rpm • V-belt automatic transmission • Electric starting • Fuel gauge • CDI



**PASSOLA**

- 2-stroke Torque Induction single • 2.8PS/6,000rpm • 2-speed automatic transmission • Electric starting (kick starting model also available) • CDI • Autolube oil injection system




**CHAPPY 80**

- 2-stroke Torque Induction single • 4.8PS/6,500rpm • 2-speed dual range automatic transmission • Autolube oil injection system



**BELUGA**

- 2-stroke Torque Induction single • 5PS/6,000rpm • V-belt automatic transmission • Electric starting • Fuel gauge • CDI



**YF**

- 2-stroke rotary valve single • 9.8PS/5,500rpm • Enclosed drive chain • 4-speed transmission



pm • YDIS • Automatic sump lubrication

Dry sump lubrication • Aluminium fuel tank

Monocross suspension • Counter

Yamaha's SOHC 75-degree V-twin is almost as slim as a single cylinder engine and produces plenty of low- to mid-speed torque.

64.4PS/9,500rpm • YICS • Counter balancer • Transistor-

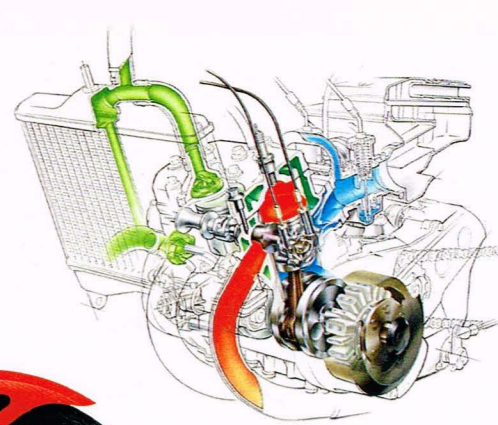
Electric starting • Counter controlled ignition

Autolube oil injection system



### RD350LC

• 2-stroke liquid-cooled twin • 59.1PS/9,000rpm • YPVS • New rising-rate Monocross suspension • Triple disc brakes • TZ-type cradle frame



Race-proven liquid-cooled twin now utilizes the YPVS which adjusts exhaust timing and gives greater top-end power and low-speed torque, plus good fuel efficiency.



### RD350LC

• 2-stroke liquid-cooled twin • 47PS/8,500rpm • Monocross suspension • Front dual disc brake • Cast-alloy wheels • CDI



### RD250LC

• 2-stroke liquid-cooled twin • 35.5PS/8,500rpm • Monocross suspension • Front disc brake • Cast-alloy wheels • CDI



### RD125LC

• 2-stroke liquid-cooled single • 21.1PS/9,500rpm (9kW model also available) • YEIS • Monocross suspension • Front disc brake • Counter balancer • CDI

[www.legends-yamaha-enduros.com](http://www.legends-yamaha-enduros.com)




### RD80LC

• 2-stroke liquid-cooled single • 10PS/8,500rpm • Monocross suspension • Front disc brake • CDI • Cast-alloy wheels • Head cowl and under cowl



### DT125LC

• 2-stroke liquid-cooled single • 16.2PS/7,000rpm (9kW model also available) • YEIS • Monocross suspension • CDI • Counter balancer




### RD80MX

• 2-stroke Torque Induction single • 9PS/8,250rpm • Monocross suspension • Front disc brake • Cast-alloy wheels • 5-speed transmission



### DT175MX

• 2-stroke Torque Induction single • 16.3PS/7,000rpm • Monocross suspension • Autolube oil injection system



### DT80MX

• 2-stroke Torque Induction single • 9PS/8,500rpm • Monocross suspension • 5-speed transmission • Autolube oil injection system



### RD50MX

• 2-stroke Torque Induction single • 3PS/5,500rpm • Monocross suspension • Autolube oil injection system



### DT100

• 2-stroke Torque Induction single • 10PS/7,500rpm • CDI • Autolube oil injection system • 5-way adjustable rear suspension



### DT50MX

• 2-stroke Torque Induction single • 2.9PS/5,500rpm • Monocross suspension • Autolube oil injection system • 5-speed transmission



### RD200

• 2-stroke Torque Induction twin • 20PS/8,000rpm • Autolube oil injection system • Front disc brake



### FS1 SE

• 2-stroke rotary valve single • 3PS/5,500rpm • Autolube oil injection system • Yamaha's exclusive "special styling"



### RXS100

• 2-stroke Torque Induction single • 12PS/8,500rpm • YEIS • CDI • Autolube oil injection system • 5-speed transmission



### AG100

• 2-stroke Torque Induction single • 6PS/6,000rpm • Heavy-duty suspension and luggage rack • CDI • Full chain shield



### RS100

• 2-stroke Torque Induction single • 11PS/8,500rpm • Autolube oil injection system



### RS125

• 2-stroke Torque Induction single • 12PS/7,500rpm • Front disc brake • Autolube oil injection system

Specifications and appearance of Yamaha motorcycles shown here may vary according to requirements and conditions and are subject to change without notice. For further details, please consult your Yamaha dealer.



# XJ900



[www.legends-yamaha-enduros.com](http://www.legends-yamaha-enduros.com)