

YAMAHA

for

1971

www.legends-yamaha-enduros.com

It's a better machine



SINCE 1887




ENTER THE WINNERS' CIRCLE OF
YAMAHA

Machines that have been quality engineered,
endurance tested and dyno proven to be the
very best to ever carry the proud name of
Yamaha.



YAMAHA

It's a better
machine



www.legends-yamaha-enduros.com

ENDURO BY YAMAHA

Only Yamaha could build a machine that has completely dominated the worlds back country so completely. Quality has made Yamaha the undisputed leader in dirt machines. Machines designed to be in the winners circle.

It's a better machine on the TRAIL

www.legends-yamaha-enduros.com



JT1



www.legends-yamaha-centros.com

JT1 Mini-Enduro

Here is an example of Yamaha safety engineering. Enduro front forks, full swing arm suspension, four speed syncromesh gear box. Designed for off road use only. Engineered for safety, designed for fun.

| | |
|------------------------------|-------------------------------|
| Engine | 2-cycle, Rotary Valve, Single |
| Displacement | 58 cc (3 .54cu. in.) |
| Max. Horsepower | 4.5 bhp @ 7,500 rpm |
| Transmission | 4-speed |
| Starting System | Primary kick |
| Weight | 121 lbs. |
| Ground Clearance | 6.3 in. |
| Lubrication System | Autolube |

NOTICE: This vehicle was not manufactured for use on public streets, roads or highways. Such use is prohibited by law.

HT1-B



www.legends-juncho-enduro.com

HT1-B 90cc Enduro

The fully equipped lightweight. Five speed gear box. water proof brakes, U.S., Forestry Service approved spark arrestor. The fabulous enduro front forks and adjustable rear shocks give a fantastic ride.

| | |
|------------------------------|-------------------------|
| Engine | 2-cycle, 5-port, Single |
| Displacement | 89 cc (5.43 cu. in.) |
| Max. Horsepower | 8.5 bhp @ 7,000 rpm |
| Speed Range | 55 mph plus |
| Transmission | 5-speed |
| Starting System | Primary kick |
| Weight | 190 lbs. |
| Ground Clearance | 8.9 in. |
| Lubrication System | AutoLube |



AT1-C




www.legends-yamaha-enduros.com

AT1-C 125cc Enduro

The success story of the motorcycle industry. Electric starter, five speed gear box, separate tach and speedometer. The quality leader in the 125 class.

| | |
|------------------------------|-------------------------|
| Engine | 2-cycle, 5-port, Single |
| Displacement | 123 cc (7.51 cu. in.) |
| Max. Horsepower | 11.5 bhp @ 7,500 rpm |
| Speed Range | 62 mph plus |
| Transmission | 5-speed |
| Starting System | Electric & Primary kick |
| Weight | 221 lbs. |
| Ground Clearance | 8.9 in. |
| Lubrication System | Autolube |



CT1-C



www.legends-yamaha-enduro.com

CT1-C 175cc Enduro

The largest selling 175cc dirt machine ever produced. A record that can only be achieved with a combination of quality and performance. Five speed gear box, separate instruments, fantastic handling, unbelievable low end torque.

| | |
|------------------------------|-----------------------------------|
| Engine | 2-cycle, 5-port, Single |
| Displacement | 171 cc (10.43 cu. in.) |
| Max. Horsepower | 15.6 bhp. @ 7,000 rpm |
| Speed Range | 65 mph plus |
| Transmission | 5-speed |
| Starting System | Primary kick |
| Weight | 214 lbs. |
| Ground Clearance | 9.4 in. |
| Lubrication System | Autolube |



DT1-E



www.legends-yamaha-enduro.com

DT1-E 250cc Enduro

The most imitated motorcycle that ever hit the dirt. New improved front forks make handling a pleasure in the rough. Torque down low where you need it, with a five speed gear box and unmatched dependability.

| | |
|------------------------------|-------------------------|
| Engine | 2-cycle, 5-port, Single |
| Displacement | 246 cc (15.01 cu. in.) |
| Max. Horsepower | .23 bhp @ 7,000 rpm |
| Speed Range | 73 mph plus |
| Transmission | 5-speed |
| Starting System | Primary kick |
| Weight | 245 lbs. |
| Ground Clearance | 10.0 in. |
| Lubrication System | Autolube |

RT1-B



www.legends-yamaha-enduro6.com

RT1-B 360cc Enduro

King of the mountain. New suspension, five speed gear box, separate enduro instruments. We put it all together in this beautiful package. Not just a ride, an experience.

| | |
|------------------------------|-------------------------|
| Engine | 2-cycle, 5-port, Single |
| Displacement | 351 cc (21.42 cu. in.) |
| Max. Horsepower | 30 bhp @6,000 rpm |
| Speed Range | 78 mph plus |
| Transmission | 5-speed |
| Starting System | Primary kick |
| Weight | 258 lbs. |
| Ground Clearance | 10.0 in. |
| Lubrication System | Autolube |

MOTOCROSS by YAMAHA

Three of the finest machines to ever sit on a starting line. Machines that are engineered to finish.

AT1-MX 125cc

The machine that the competition hates. Fantastic speed backed by reliability.

DT1-MX 250cc

The most reliable dirt machine to ever enter the 250 class. Winner of the Mint '400' and many, many, more.

RT1-MX 360cc

Overall winner in Mint '400' against machines twice its size. It finished while the competition diminished. Another champion by Yamaha.

SPECIFICATIONS

| | AT1-MX* | DT1-MX* | RT1-MX* |
|--------------------|----------------|----------------|----------------|
| Engine | 5-port, Single | 5-port, Single | 5-port, Single |
| Displacement | 123cc | 246cc | 351cc |
| Max. Horsepower | 18bhp @8500rpm | 30bhp @7000rpm | 36bhp @6500rpm |
| Transmission | 5-speed | 5-speed | 5-speed |
| Weight | 202 lbs. | 232 lbs. | 238 lbs. |
| Ground Clearance | 9.1 in. | 10.0 in. | 10.0 in. |
| Lubrication System | Autolube | Autolube | Autolube |

* Factory Installed Gyt Kit, Front Number Plate Standard Equipment



AT1-MX



www.legends-yamaha-enduros.com



DT1-MX

RT1-MX



www.legends-yamaha-enduro.com


ROAD RACING by YAMAHA

Pictured here is the Yamaha one million dollar test track which has produced the most impressive road racing record in the history of the sport. The unbeatable Yamaha road racers. The production machine that has beaten the finest of European exotic Grand Prix machinery. The record holder at Daytona at over 150 miles an hour average speed. The respected champion of the road race fraternity.


TD2-B

The longest win streak in AMA road racing history. Daytona winner six years in a row. Performance in a quality package. 1970 World Champion on the Grand Prix circuit.

| | |
|-----------------------|-----------------------|
| Engine | 5-port, Parallel Twin |
| Displacement | 246 cc (15.01 cu.in.) |
| Max. horsepower | 44 bhp @10,000 rpm |
| Speed range | 134 mph plus |
| Transmission | 5-speed |
| Starting system | Kick/Push |
| Weight | Approx. 220 lbs. |



www.legends-yamaha-enduros.com




TR2-B

The 350cc that has beaten the best of the 750cc's. 21 cubic inches and 54 horse power, performance.

| | |
|-----------------|-------------------------|
| Engine | 5-Port, Parallel Twin |
| Displacement | 348.2 cc (21.23 cu.in.) |
| Max. horsepower | 54 bhp @ 9,500 rpm |
| Speed range | 140 mph plus |
| Transmission | 5-speed |
| Starting system | Kick/Push |
| Weight | Approx. 245 lbs. |

www.legends-yamaha-enduros.com

ԱՅՆ ԿՆՆՐԱՆՈՒԹՅԱՆ ԶՐԱԾՆԱԳՐԱԿ



THE STREET WORLD BY YAMAHA

From 80cc to 650cc the Yamaha quality is proving itself on the countries highways. However long the trip you can ride with confidence on Yamaha – the leader.

**It's a better machine
on the STREET**

www.legends-yamaha-enduros.com

XS1-B



www.legends-yamaha-enduro.com

XS1-B 650cc Street

The most beautiful 650 that ever toured the highway. Four cycle overhead cam twin with power to spare. New front forks that make it handle like a lightweight. The 1970 Gold Cup winner on the half mile flat track. Versatility, performance and dependability.

| | |
|------------------------------|-----------------------------|
| Engine | 4-cycle, OHC, Parallel Twin |
| Displacement | 653 cc (39.85 cu. in.) |
| Max. Horsepower | .53 bhp @ 7,000 rpm |
| Speed Range | .115 mph plus |
| Transmission | 5-speed |
| Starting System | Kick |
| Weight | 409 lbs. |
| Ground Clearance | 5.9 in. |
| Lubrication System | Wet sump, Trochoid pump |

R5-B




R5-B 350cc Street

The road racer in street clothes. Performance that is truly remarkable. Regarded as one of the most beautiful motorcycles ever assembled. A perfect balance of handling, appearance and performance.

| | |
|------------------------------|---------------------------------|
| Engine | .2-cycle, 5-port, Parallel Twin |
| Displacement | 347 cc (21.18 cu. in.) |
| Max. Horsepower | 36hp @ 7,000 rpm |
| Speed Range | 100 mph plus |
| Transmission | 5-speed |
| Starting System | Primary kick |
| Weight | 311 lbs. |
| Ground Clearance | 6.1 in. |
| Lubrication System | Autolube |



CS3-B



www.legends-japan.com

CS3-B 200cc Street

Electric starter, separate instruments, the best brakes in its class. These are some of the attributes of the largest selling 200cc in the United States. Light weight handling with heavy weight performance.

| | |
|------------------------------|---------------------------------|
| Engine | .2-cycle, 5-port, Parallel Twin |
| Displacement | 195 cc (11.89 cu. in.) |
| Max. Horsepower | .22 bhp @ 7,500 rpm |
| Speed Range | 85 mph plus |
| Transmission | 5-speed |
| Starting System | Electric & Primary kick |
| Weight | 258 lbs. |
| Ground Clearance | 5.9 in. |
| Lubrication System | Autolube |



HS1-B



www.legenda-gamuharenduros.com

HS1-B 90cc Street

Five speed full synchromesh gear box, separate instruments, five horsepower twin. The machine that is safety engineered for today's market. Water proof, dust proof brakes, and the best handling bike in its class.

| | |
|------------------------------|--------------------------------|
| Engine | 2-cycle, 5-port, Parallel Twin |
| Displacement | 89 cc (5.43 cu. in.) |
| Max. Horsepower | 4.9 bhp @ 8,000 rpm |
| Speed Range | 53 mph plus |
| Transmission | 5-speed |
| Starting System | Primary kick |
| Weight | 199 lbs. |
| Ground Clearance | 6.1 in. |
| Lubrication System | Autolube |



G6S-B




www.legends-yamaha.com

YAMAHA QUALITY PRODUCTS FOR RECREATION AND ENJOYMENT



Electone



Drums & Flute



Skis



Saxophone & Bass




Metronome & Pianola



Boats



Harmonica & Trumpet



Archery



Snowmobiles



Guitar & Trombone



Audio (Stereo)



Accordion



French Horn & Clarinet



Piano





Speakers & Amplifiers



Outboard Motors

www.legends-yamaha-enduros.com

YAMAHA




a) Four Cycle

Overhead cam, twin cylinder, 650cc. A new breakthrough in the heavy weight class. Racing wet sump lubrication system. Single overhead cam. Unit construction. Five speed full synchromesh transmission. The new leader by Yamaha.

b) Two Cycle

Low maintenance reliability. Fantastic performance. Five port, full scavenging cylinder configuration. Performance, reliability, Power, simplicity. The winning combination.

FEATURES



c) Autolube

Yamaha's exclusive automatic oiling system. Proven over hundreds of thousands of racing, trail and cross country riding. The system that is controlled by engine rpm and throttle opening to give the right amount of oil for the right amount of speed. Yamaha Autolube—the proven one.

d) Enduro Forks

The secret to the superior handling of the Yamaha Enduros. The strong, seemingly indestructible, Enduro forks that are at home whether it be sand or rock. The double dampening action that stops the jarring from ruts and rocks before it reaches the handle bars. The forks that keep you out of trouble.

Put on.

It's put-on time. Your Yamaha motorcycle dealer now carries a wide range of accessories to put on your bike or on yourself to get the most out of your riding. What's more,

they're all engineered to meet Yamaha quality, engineered to meet our exacting specifications. Take a look at a few of the things you can put on.

Handle Bar Grips — Dress up that machine with these customized grips. Choose from three colors to fit all models

Turn Signal Kit — Let the other guy know your plans with this add-on kit. It's a sure-fire safety item.

Enduro Fork Springs — Convert your machine to motocross racing, get the best handling with this all-out competition item.

Bubble Shield, Competition Shield — Optically correct and in four colors plus clear. Take your pick of the flat shield for racing or the streamlined bubble shield.

Stingers — Get maximum performance and engine efficiency with this put-on addition. Tune the system with a stinger. Available for DT1 CT1 and AT1 Enduro®.

Tachometer and Speedometer Plugs — Plug that hole when you remove the tach and speedo from your Enduro, keep the dirt out when your machine is stripped for racing.

N.G.K. Plugs — They're original equipment, and riders all over the world swear by them.

High Plastic Fender — A lightweight replacement that gives extra clearance for rough going and motocross. All the real hotshoes use it.

Fork Brace — When you strip the fender off your Enduro for racing, add support with this. It goes where the fender used to be and eliminates fork twisting in rough terrain.

Carburetor Manifold Adapter — Put a bigger carb on your bike and get better torque, better performance all around. It's the bolt-on plan for power.

Helmets — AMA Group 1 and Z-90. 1 safety approved full-coverage beauties in your choice of red or blue metalflake or white.


Straight-Cut Gears — It's the bolt-on plan for competition work. Mike Patrick uses these on his winning Enduro racer. Cut internal friction and put more horsepower on the ground. Clutch assembly not included.

Cylinder Sleeve — It's indexed for Gyt Kit or standard porting, lets you bore out the old cylinder and put in a new spun steel liner. Get better performance, more dependable operation.

 **YAMAHA**
It's a better machine

www.legends-yamaha-enduros.com

ACCESSORIES



www.legends-yamaha-enduros.com



INTERNATIONAL CORPORATION

P.O. Box 54540, Los Angeles, California
90054/Hawaii: Yamaha of Hawaii Inc. 1386 Dil-
lingham Blvd., Honolulu, Hawaii 96817/Canada:
Fred Deeley Ltd., 854 West 6th Street, Vancouver
9, British Columbia, Canada.

www.legends-yamaha-enduros.com