

MINICYCLE / BMX ACTION

Minicycle/BMX ACTION

59252-8



MAY, 1976 PDC \$1

**HONDA XL 125:
MEEK AND
MILD, BUT?**


**FIVE
MUSCLE
KIT FOR
MINI YZ**

**HOW-TO
BUILD
YOUR
OWN
BICYCLE**

**BMX
SIDECARS:
INSANITY ON
THREE WHEELS**

**RACING ACTION:
WEBCO BMX
INVITATIONAL
FLORIDA WINTER
NATIONALS**

**BMX SHOOT-OUT:
YAMAHA MOTO-BIKE
VS.
KAWASAKI BX 200**



www.legendaryamaha.com



**INSIDE!
FREE GIANT
COLOR ACTION
POSTER**

Minicycle/BMX ACTION

VOL. 3, NO. 5

MAY 1978

TESTS

- 19 **YAMAHA-KAWASAKI BICYCLE SHOOT-OUT**
The New Minicest tests the Green Aranger
- 33 **HONDA XL 125 ENDURO**

FEATURES:

- 15 **KILLER XR PART II**
Tear down the bike to see what makes it tick
- 28 **FMF YZ 80 KIT**
Another new thing on the market for the YZ
- 49 **BMX SIDECARS**
Head's, all right wheels!
- 53 **MINICYCLE SCHOOL**
Time for class, everybody start their motor

RACING ACTION:

- 56 **WBCO INVITATIONAL BMX**
Only you didn't need an invitation to race
- 66 **WINTER MINICYCLE NATIONALS**
Fun in the snow

TECH:

- 61 **BUILDING THE WBCO BICYCLE**
Finds in the crate to be on the track

DEPARTMENTS:

- 4 **EDITORIAL**
Only one editor is charged to protect the innocent
- 6 **SCOTT'S SPOT**
Barrel racing, days gone by
- 8 **NUTS AND BOLTS**
Technically speaking
- 10 **WRITING CLASS**
Assigned to the best writers of the world
- 12 **HOT SET-UP**
Tricks from top riders
- 74 **OTG**
On the ground with Mar



Doug Nicol spins on the FMF-tuned Mini YZ. Sure it's a great little bike. Hottest bike photo.


Publisher / ED SCHNEFF
Editorial Director / RICK SIEMAN
Editor / SCOTT REIDBRINK
Tech Editor / PETER P. PAULOS
Racing Editor / MIKE "BIG MAC" MC ATEE
BMX Editor / RICK TWOMEY
All Around Nice Guy / FRED PIERCE
Philosophical Director / JEFF PECK

Business/Advertising Director / ALAN SMITH
1980 Downing Avenue
Naperville, Illinois 60563
(312) 887-2250

Executive Advertising Director / LEE SALERNO
333 N. Michigan Avenue
Chicago, Illinois 60611
(312) 243-4545
Advertising/Production/Editorial/Chris Hamm

Production Director / BOB WOFFORD
Executive Art Director / JOHN LEHMOON
Art Director / JEFF WILLIAMS
Manager / FRED ALBERT
Classification Service / SVEN OULSON
Classification Service / JIM MICHIGLIA
Passport Director / DAN BRIDGER
Business Manager / CAROL VINE DRODOL
Reader Service / (312) 887-2250

www.icyeweb.com/mtr-enlarge.com



ANOTHER YZ KIT

FMF MINI YZ FIRE BREATHER

UNCLE DONNY TURNS TO THE
YZ TO CREATE A WINNER

STORY BY FRED PIERCE
PHOTOS BY SCOTT HEIDBRINK

www.legends-yamaha-enduros.com





Overall, the bike looks just like a stocker.

Look FMP pipe into the ported motor
bowl.

It seems that there are a million different kits on the market for the Yamaha YZ bikes. All of them a bit different from the rest, all claiming more horsepower.

FMP, those devils long associated with horsepower in the 125 ranks, have finally turned to the Yamaha Mini YZ to get some more ponies out.

In case you've been living behind a rock recently, FMP (aka the Flying Machine Factory) has been building high class racing machinery for the tops in the 125 class.


Marty Smith even endorses the 125 Honda Kit for FMP. Their riders include Warren Reid, Doug Nead, Davey Williams, and many others.

So you know, when Uncle Danny Ender sets his mind on something, it's going to come out FAST!

One neat thing about FMP is that if you want to buy just one thing, you can. Or if you want the complete motorcycle, you can order that as well.

Either way, you get what you want. On their FMP kits, Ender really likes to get into the motor. He claims





Bigger carb also helps in the breath department.

Gas Girings really help when landing after this.

Gas Girings really help the rear end.





Controllable power also helps when you're trying to show off for the camera.

With more oomph, the bike will plow bigger berms.

and matches the ports, then adds something special, his own modifications.

When he gets through with the cylinder, the Mini YZ is putting out some very serious horsepower. Almost too much for a minicycle.

Stop for a second and take a look at some of the action photos. How many minis roost like that? Darn few!

Externally, the bike looks stock, but don't let that fool you.

Looking at the complete package, there's a lot done to the bikes to make them not only run faster, but handle better.

Suspension wise, on the complete package machine, gas Girlings come on the back. These are the same shocks that Mikkola used on his "works" Husky, and that his Team FMF riders run on their bikes.

Emler feels that they are one of the best shocks presently on the market, and on the "C" model, they work excellently.

Up front is an FMF air fork kit. This way the springs can be tossed and the forks can be easily adjusted to any track.

Technically, the FMF is riding on air front and rear.

You'll also notice that the bike is running FMF fork protectors. They're





Air forks help smooth out the ride.



You could do just about anything on this machine.



With 16-1 FMF carburetors lying, Doug Neal shows the Yamaha what he do.

just like the ones Team Honda runs on their factory machines.

Back to the motor, a bigger carb is installed to give the bike better breathing.

Of course, the whole kit would be nothing without a pipe. And what a pipe it is. A very sano unit that fits right in place and is tucked in perfectly.

Riding the bike is a dream. It handles better than the stocker and the power is much better. More oars over the entire RPM range, makes picking up trophies simple.

If you want to get more specific than we have, drop FMF a line, they'd be happy to chat. They're located at: FMF, 1416 259th St., Harbor City, CA 90710.

Just ask for Uncle Donny or Aunt Tony, they are the head honchos at that shop, or so we think. ●