

# YAMAHA

## PARTS LIST

74  
MODEL

DT100A

[www.legends-yamaha-enduros.com](http://www.legends-yamaha-enduros.com)


### NOTICE

ALL PART NUMBERS CONTAINED IN THIS CATALOGUE ARE COMPRISED OF TEN DIGITS. WHEN ORDERING, PLEASE ADD TWO ZEROS TO THE END OF EACH PART NUMBER REQUIRED TO CONVERT THE TEN DIGITS INTO THE NEW TWELVE DIGIT NUMBERS.

# YAMAHA MOTOR CO., LTD.



[www.legends-yamaha-enduros.com](http://www.legends-yamaha-enduros.com)



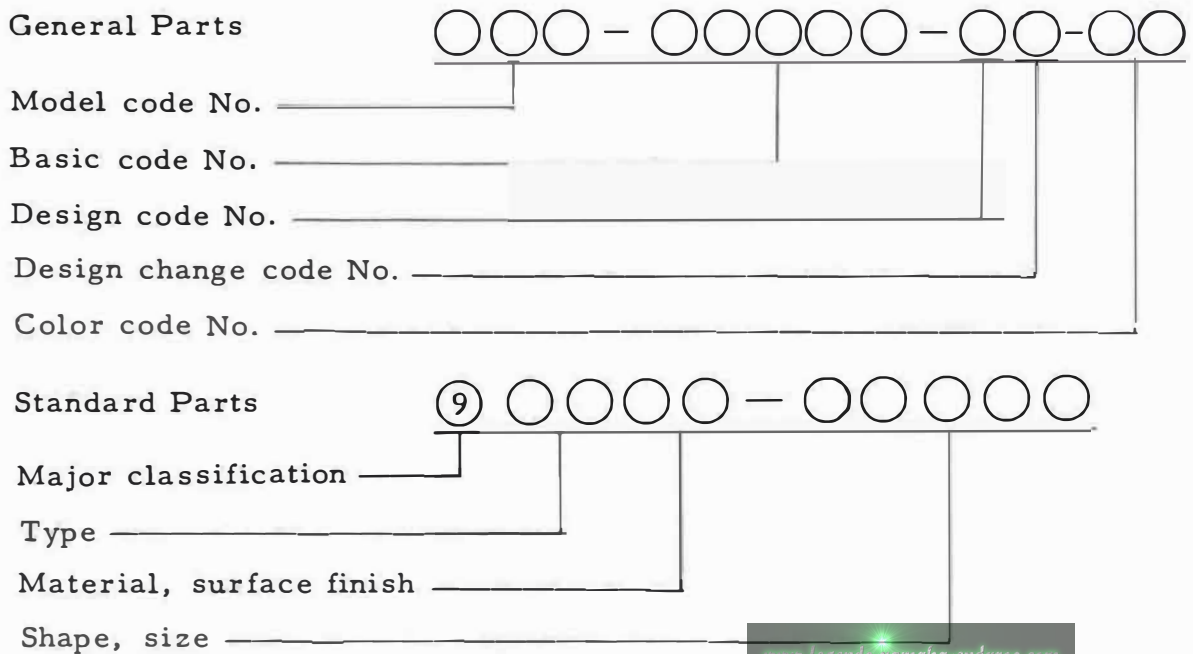
[www.legends-yamaha-enduros.com](http://www.legends-yamaha-enduros.com)

# FOREWORD

This Parts List relates to the parts in use for the Yamaha DT100A. When you are ordering replacement parts for the DT100A, refer to this Parts List and quote both part numbers and part names correctly.

## 1. Structure of Part No.

Yamaha parts are divided largely into two categories; general parts and standard parts, and each part No. has the following structure:



Note: Every standard No. begins with 9.

## 2. How to Use this Parts List

(1) Except for steel balls (whose size is indicated in inches), the size of all parts is indicated in millimeters in the following manner.

Pipe (rubber or vinyl) . . . . Inside diameter - length

O-ring . . . . . Section area - inside diameter

Washer, shim, collar . . . . Inside diameter - outside diameter - thickness (length)

(2) Parts, which are to be supplied in the form of assemblies, are listed with an indention of one letter's space, and a dot (.) is put

against the name of each part. If any two different assemblies (e.g., right and left side components) consist of almost the same type components, these two assemblies are listed in two lines, and then the names of component parts are listed in the subsequent lines with an indentation as mentioned earlier. The quantity of parts is given in the following manner; that is, in the case of parts being the same in type between the right and left, a total quantity of parts is given. On the other hand, if the right and left side parts are different in type, the quantity of part(s) on each side is given.

Example

Description	Q'ty
CARBURETOR ASS'Y, left	1
CARBURETOR ASS'Y, right	1
. JET, pilot	2
. NOZZLE, main	2
. . . . .	
. LEVER, starter, left	1
. LEVER, starter, right	1

(3) Key to Symbols

U. R. . . . .	Use size (thickness) and/or number as required
T . . . . .	Number of teeth in a gear
V . . . . .	Voltage for light bulbs
S . . . . .	"S" type oil seal or "S" type circlip
SD . . . . .	"SD" type oil seal
SO . . . . .	"SO" type oil seal
SW . . . . .	"SW" type oil seal
E . . . . .	"E" type circlip
R . . . . .	"R" type circlip
F/No. . . . .	Frame No. (Applicable machine No.)

- (4) The right and left in relation to parts are determined on the basis of the rider facing toward the front.
- (5) This Parts List is based on the model in the production line on Jun. , 10, 1973. Accordingly, if any modifications which have been made to parts will be announced in the Yamaha Parts News. It is advisable that according to the Yamaha Parts News, You will make necessary corrections to the Parts List on hand to keep it up-to dated.

# CONTENTS

## ENGINE

Fig. 1	Crankcase · Cylinder	1
Fig. 2	Crankcase Cover	5
Fig. 3	Crank · Piston	7
Fig. 4	Clutch	11
Fig. 5	Transmission	13
Fig. 6	Shifter 1	17
Fig. 7	Shifter 2	19
Fig. 8	Kick Starter	21
Fig. 9	Intake	23
Fig. 10	Carburetor	25
Fig. 11	Exhaust	29
Fig. 12	Oil Pump	33
Fig. 13	Flywheel Mangeto	37

## CHASSIS

Fig. 14	Frame · Side Cover	41
Fig. 15	Rear Arm · Rear Cushion · Chain Case	43
Fig. 16	Stand · Footrest · Brake Pedal	45
Fig. 17	Front Fender · Rear Fender	47
Fig. 18	Front Fork	49
Fig. 19	Steering	53
Fig. 20	Handle · Wire	55
Fig. 21	Fuel Tank	59
Fig. 22	Oil Tank	63
Fig. 23	Seat	65
Fig. 24	Front Wheel	67
Fig. 25	Rear Wheel	71
Fig. 26	Head Lamp · Speedometer	75

Fig. 27	Tail Lamp	.....	79
Fig. 28	Flasher Lamp	.....	83
Fig. 29	Electrical	.....	85

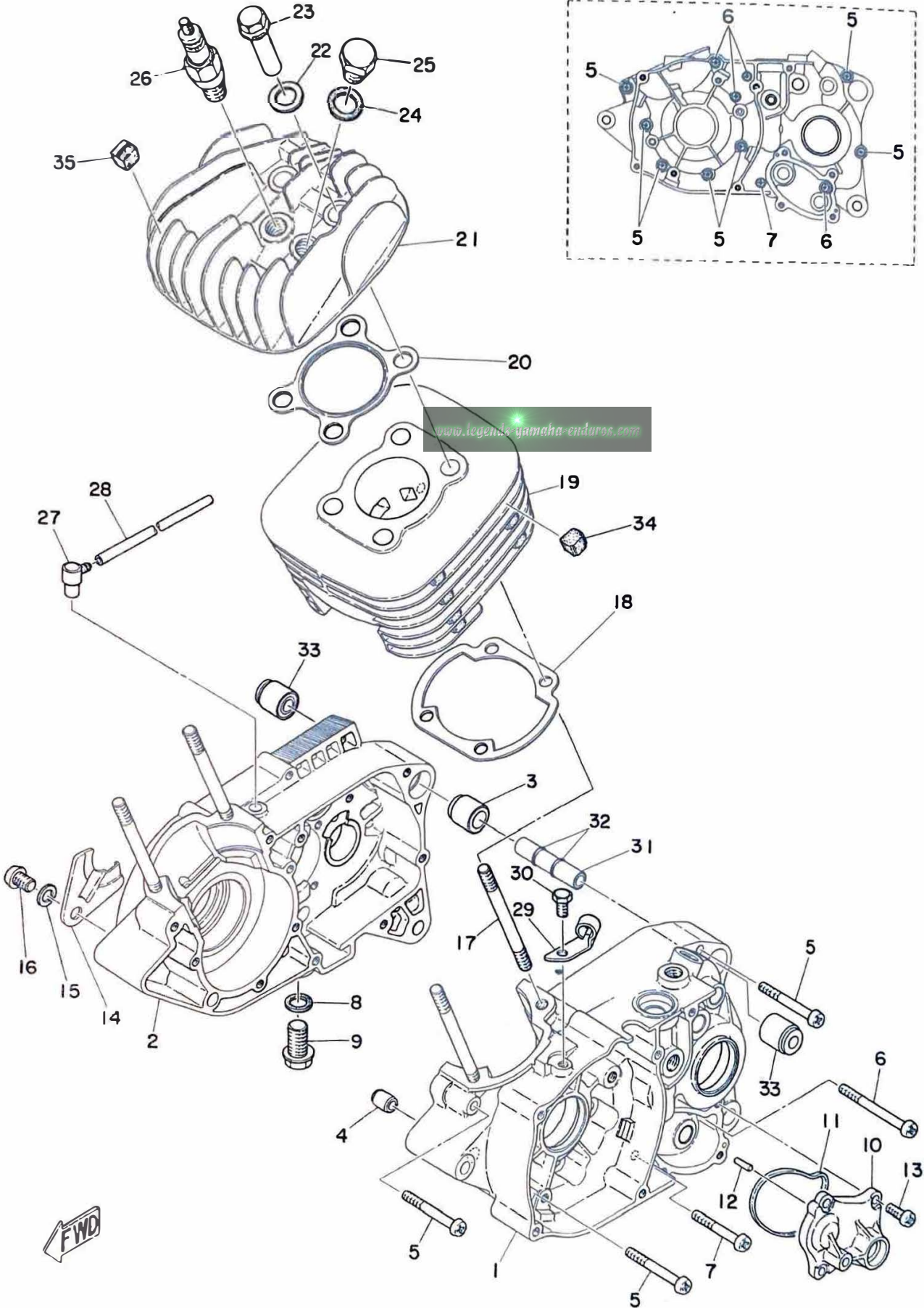
## NUMERICAL INDEX

# ENGINE





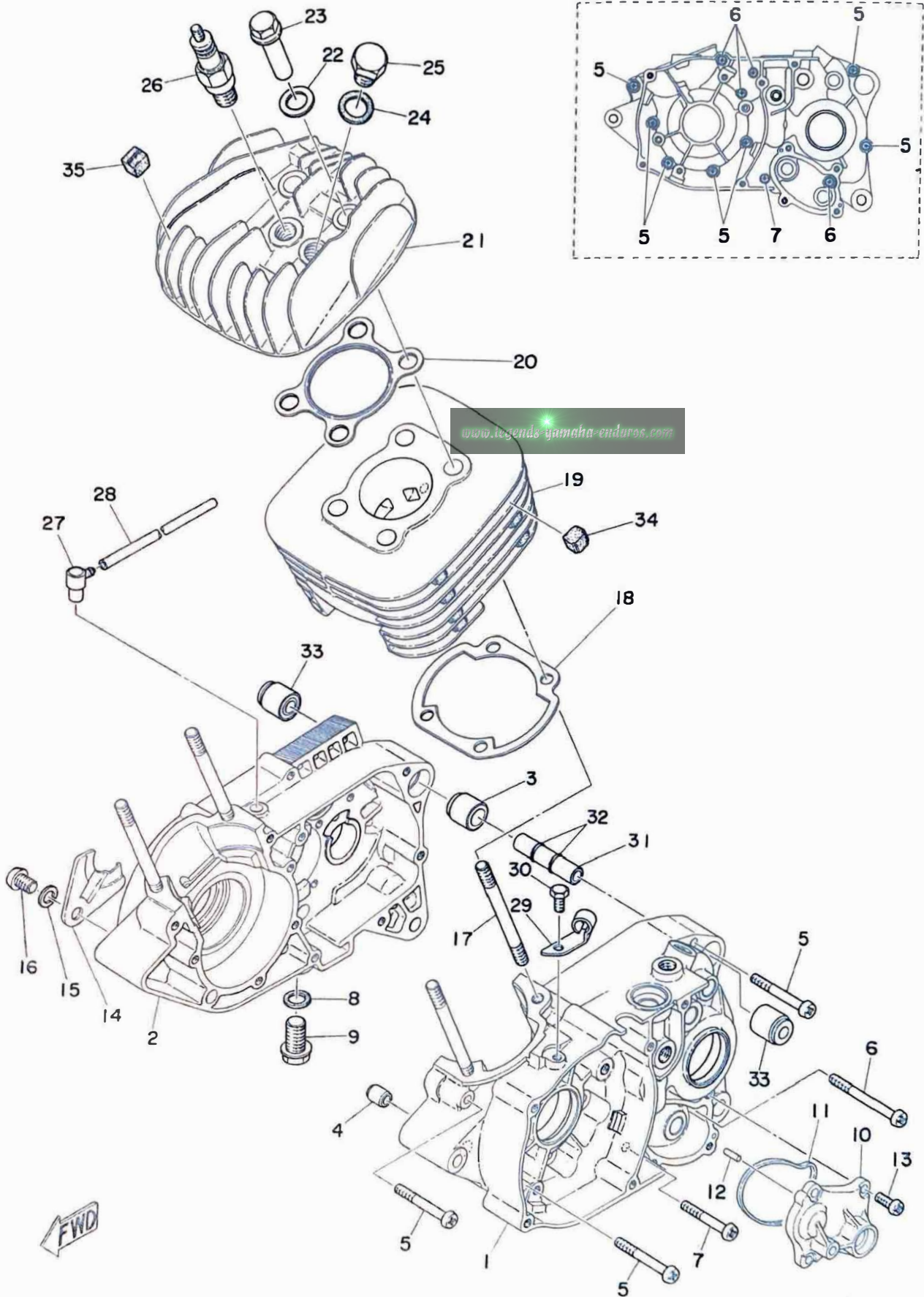
Fig. 1 CRANKCASE · CYLINDER



# CRANKCASE · CYLINDER

Ref. No.	Parts No.	Description	Q'ty	Applicable Machine No.	Remarks
1- 1	437-15111-00	CASE, crank left .....	1		
1- 2	437-15121-00	CASE, crank right .....	1		
1- 3	91810-19020	PIN, dowel (16.5-20-20) .....	1		
1- 4	91810-02014	PIN, dowel (6.4-10-14) .....	1		
1- 5	92501-06050	SCREW, panhead .....	7		
1- 6	92501-06060	SCREW, panhead .....	4		
1- 7	92501-06040	SCREW, panhead .....	1		
1- 8	132-15353-00	GASKET, drain plug .....	1		
1- 9	132-15351-00	PLUG, drain .....	1		
1-10	437-15419-00	COVER, shifter .....	1		
1-11	401-15449-00	RING, rubber .....	1		
1-12	93603-12007	PIN, dowel (3-11.8) .....	2		
1-13	<del>92501-06015</del> 92501-06015	SCREW, panhead .....	4		
1-14	304-15128-00	HOLDER, right .....	1		
1-15	92901-08100	WASHER, spring .....	1		
1-16	92501-08012	SCREW, panhead .....	1		
1-17	276-11361-00	BOLT, cylinder holding .....	4		
1-18	276-11351-00	GASKET, cylinder .....	1		
1-19	437-11311-00	CYLINDER .....	1		
1-20	305-11181-00	GASKET, cylinder head .....	1		
1-21	437-11111-00	HEAD, cylinder .....	1		
1-22	278-11175-00	WASHER, plain .....	4		
1-23	248-11171-01	NUT, cylinder holding .....	4		
1-24	214-11198-01	GASKET .....	1		
1-25	214-11197-00	PLUG, blind .....	1		
1-26	94701-00041	PLUG, spark (B-8HS) .....	1		
1-27	120-15371-00	BREATHER .....	1		
1-28	304-15373-00	PIPE, breather (5-200) .....	1		

Fig. 1 CRANKCASE · CYLINDER

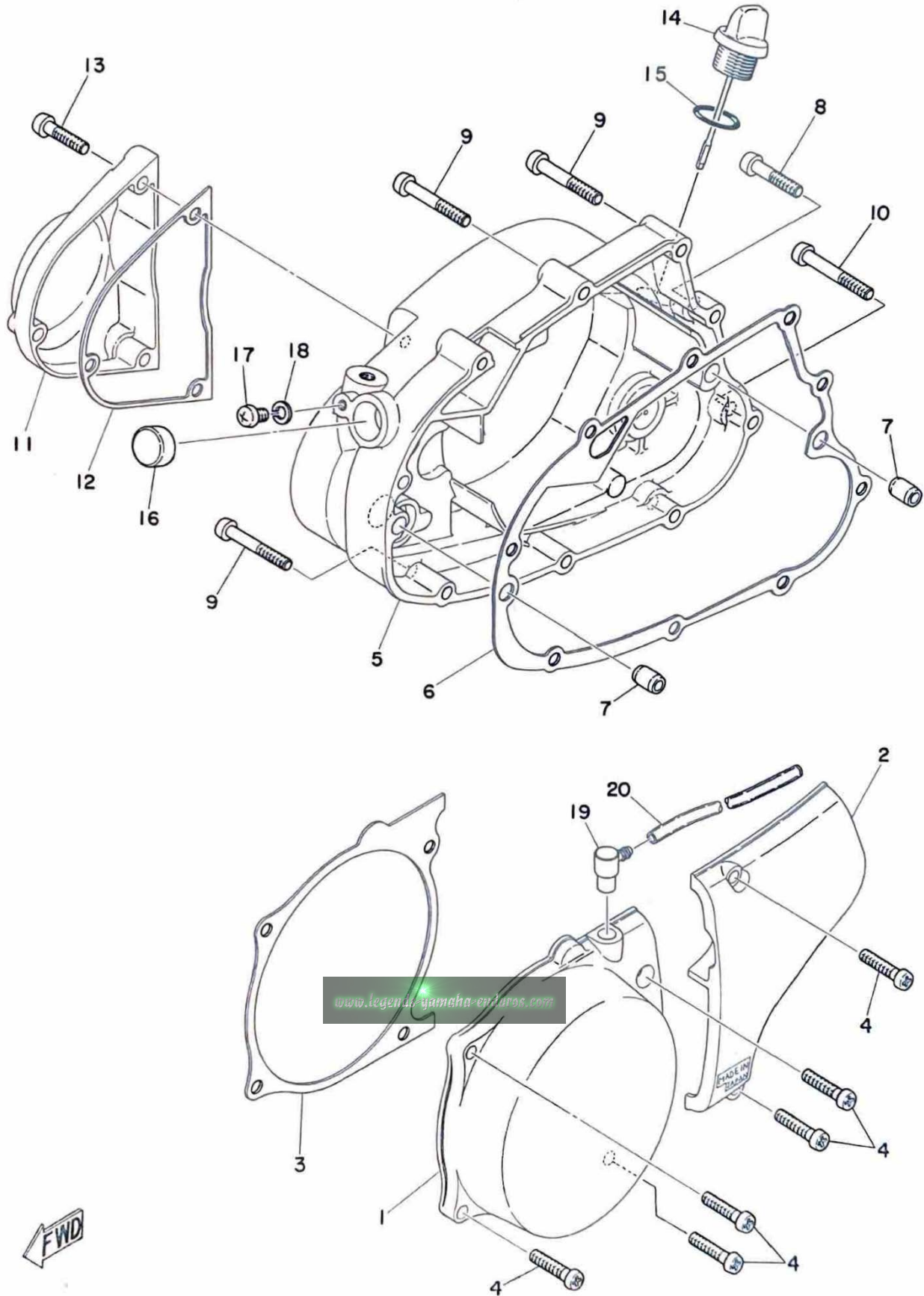


# CRANKCASE · CYLINDER

Ref. No.	Parts No.	Description	Q'ty	Applicable Machine No.	Remarks
1-29	401-15441-02	HOLDER, clutch wire .....	1		
1-30	91201-06012	BOLT .....	1		
1-31	401-15317-00	SPACER, engine mount .....	1		
1-32	93210-11073	O-RING (2.4-10.8) .....	2		
1-33	328-15316-00	DAMPER, engine mount .....	2		
1-34	434-11161-00	ABSORBER .....	14		
1-35	427-11161-00	ABSORBER .....	3		

[www.legends-yamaha-enduros.com](http://www.legends-yamaha-enduros.com)

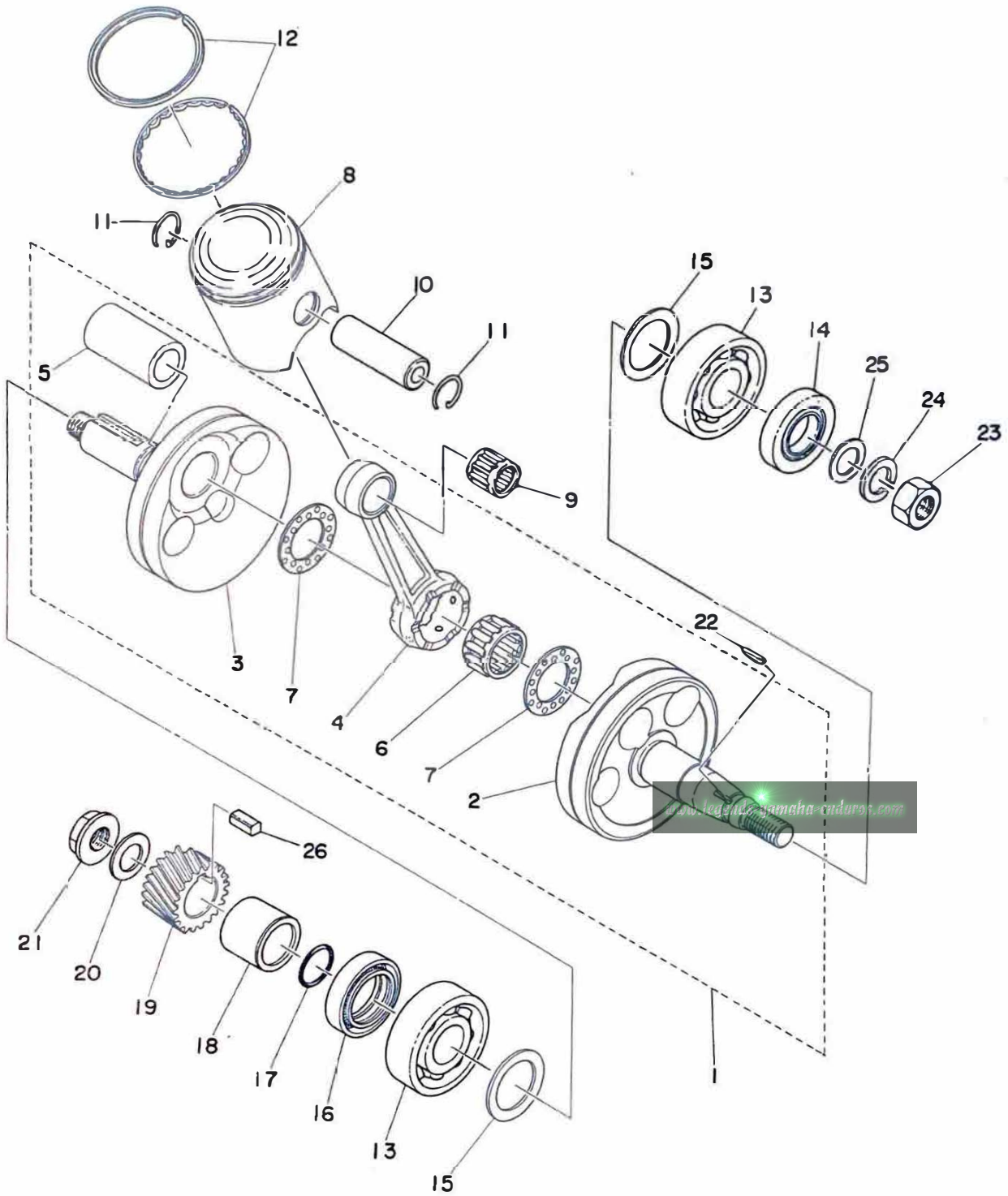
Fig. 2 CRANKCASE COVER



# CRANKCASE COVER

Ref. No.	Parts No.	Description	Q'ty	Applicable Machine No.	Remarks
2- 1	437-15411-00	COVER, crankcase left 1 .....	1		
2- 2	437-15421-00	COVER, crankcase left 2 .....	1		
2- 3	401-15455-00	GASKET, crankcase cover left 1 ..	1		
2- 4	92501-06025	SCREW, panhead .....	6		
2- 5	437-15431-00	COVER, crankcase right .....	1		
2- 6	401-15451-00	GASKET, crankcase cover right ..	1		
2- 7	91810-02014	PIN, dowel (6.4-10-14) .....	2		
2- 8	92501-06030	SCREW, panhead .....	2		
2- 9	92501-06040	SCREW, panhead .....	6		
2-10	92501-06045	SCREW, panhead .....	1		
2-11	437-15416-00	COVER, oil pump .....	1		
2-12	402-15456-00	GASKET, oil pump cover .....	1		
2-13	92501-06025	SCREW, panhead .....	3		
2-14	401-15362-00	PLUG, oil level .....	1		
2-15	93210-19123	O-RING (2.4-19) .....	1		
2-16	363-17481-00	PLUG, blind .....	1		
2-17	92501-06010	SCREW, panhead .....	1		
2-18	92901-06100	WASHER, spring .....	1		
2-19	120-15371-00	BREATHER .....	1		
2-20	304-15373-00	PIPE, breather (5-200) .....	1		

Fig. 3 CRANK · PISTON

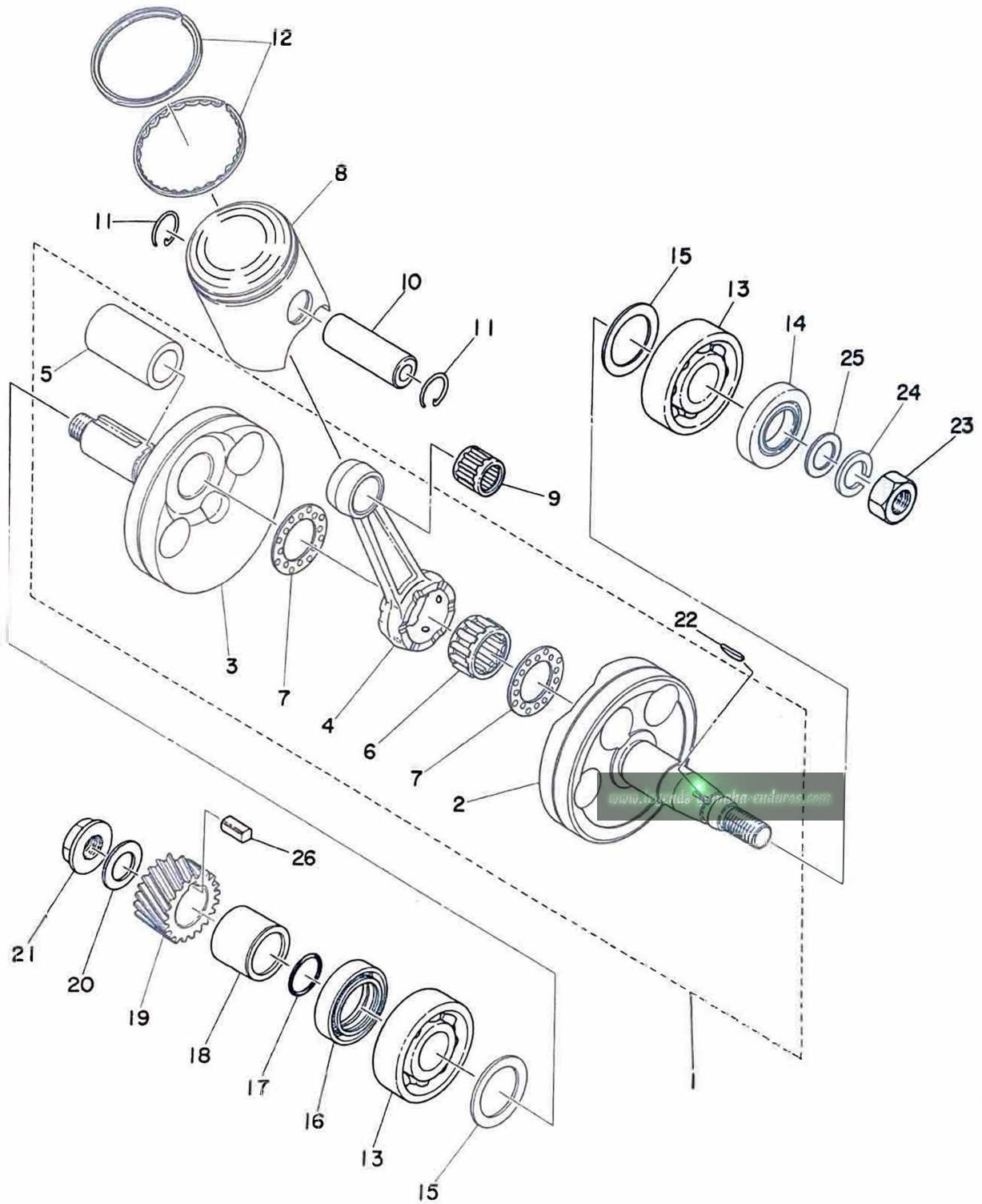


# CRANK · PISTON

Ref. No.	Parts No.	Description	Q'ty	Applicable Machine No.	Remarks
3- 1	336-11400-01	CRANK ASS'Y	1		
3- 2	<del>336-11412-01</del>	CRANK, left	1		
3- 3	336-11422-01	CRANK, right	1		
3- 4	304-11651-01	ROD, connecting	1		
3- 5	164-11681-00	PIN, crank	1		
3- 6	93310-42251	BEARING, con-rod big end	1		
3- 7	164-11685-00	WASHER, crank pin	2		
3- 8	437-11631-00-97	PISTON (51.97mm STD)	} U.R. 1		
	<del>437-11631-00-98</del>	<del>PISTON (51.98mm STD)</del>			
	437-11635-00	PISTON (52.25mm 1st O. S)			Alternate Parts
	437-11636-00	PISTON (52.50mm 2nd O. S)			Alternate Parts
3- 9	93310-21403	BEARING, con-rod small end	1		
3-10	131-11633-00	PIN, piston	1		
3-11	<del>131-11634-00</del>	CLIP, piston pin	2		
3-12	437-11610-00	PISTON RING SET (STD)	1s		
	437-11610-10	PISTON RING SET (1st O. S)	1s		Alternate Parts
	437-11610-20	PISTON RING SET (2nd O. S)	1s		Alternate Parts
3-13	93306-30405	BEARING (6304C3)	2		
3-14	93102-20010	OIL SEAL (SD-20-40-8)	1		
3-15	136-11561-00-03	SHIM, crank (20-30-0.3)	} U.R. 1		
	136-11561-00-05	SHIM, crank (20-30-0.5)			
3-16	93103-28011	OIL SEAL (SW-28-40-8)	1		
3-17	93210-18023	O-RING (1.2-17.6)	1		
3-18	<del>276-16136-00</del>	COLLAR, distance	1		
3-19	336-16111-00	GEAR, primary drive (19T)	1		
3-20	164-16119-00	SPRING, Belleville	1		
3-21	353-16144-00	NUT, lock	1		
3-22	146-11545-00	KEY, woodruff	1		



Fig. 3 CRANK · PISTON



FWD

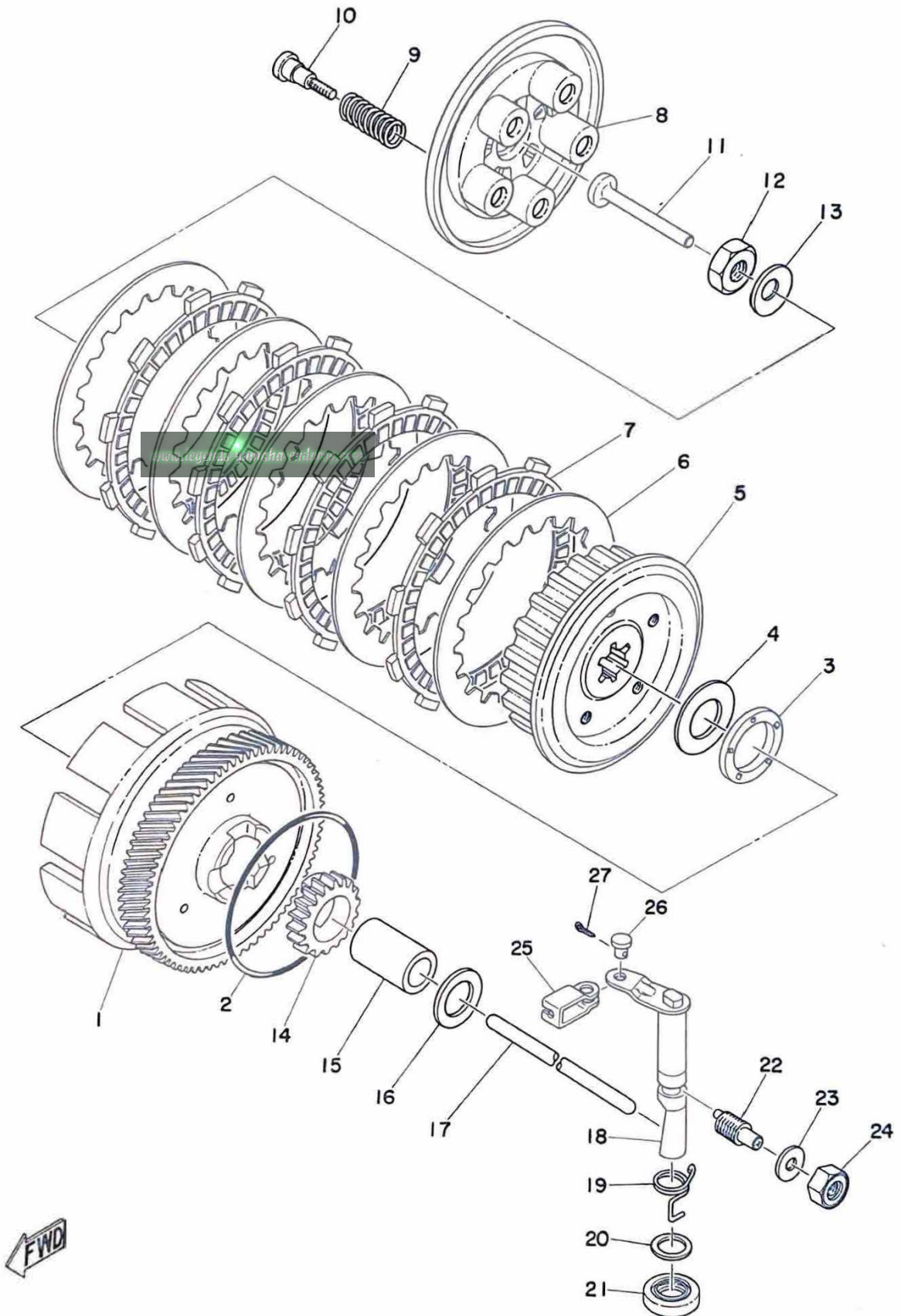
# CRANK · PISTON

Ref. No.	Parts No.	Description	Q'ty	Applicable Machine No.	Remarks
✓ 3-23	98801-12200	NUT .....	1		
✓ 3-24	92901-12100	WASHER, spring .....	1		
✓ 3-25	611-44126-00	WASHER (14.2-21-2) .....	1		
✓ 3-26	<del>353-11546-00</del> 702-82050-05	KEY .....	1		

## ALTERNATE PARTS

3- 0-1	<del>437-11630-00</del>	PISTON-ASS'Y (STD) .....	1	
	<del>437-11630-10</del>	PISTONASS'Y (1st O. S) .....	1	
	<del>437-11630-20</del>	PISTON ASS'Y (2nd O. S) .....	1	

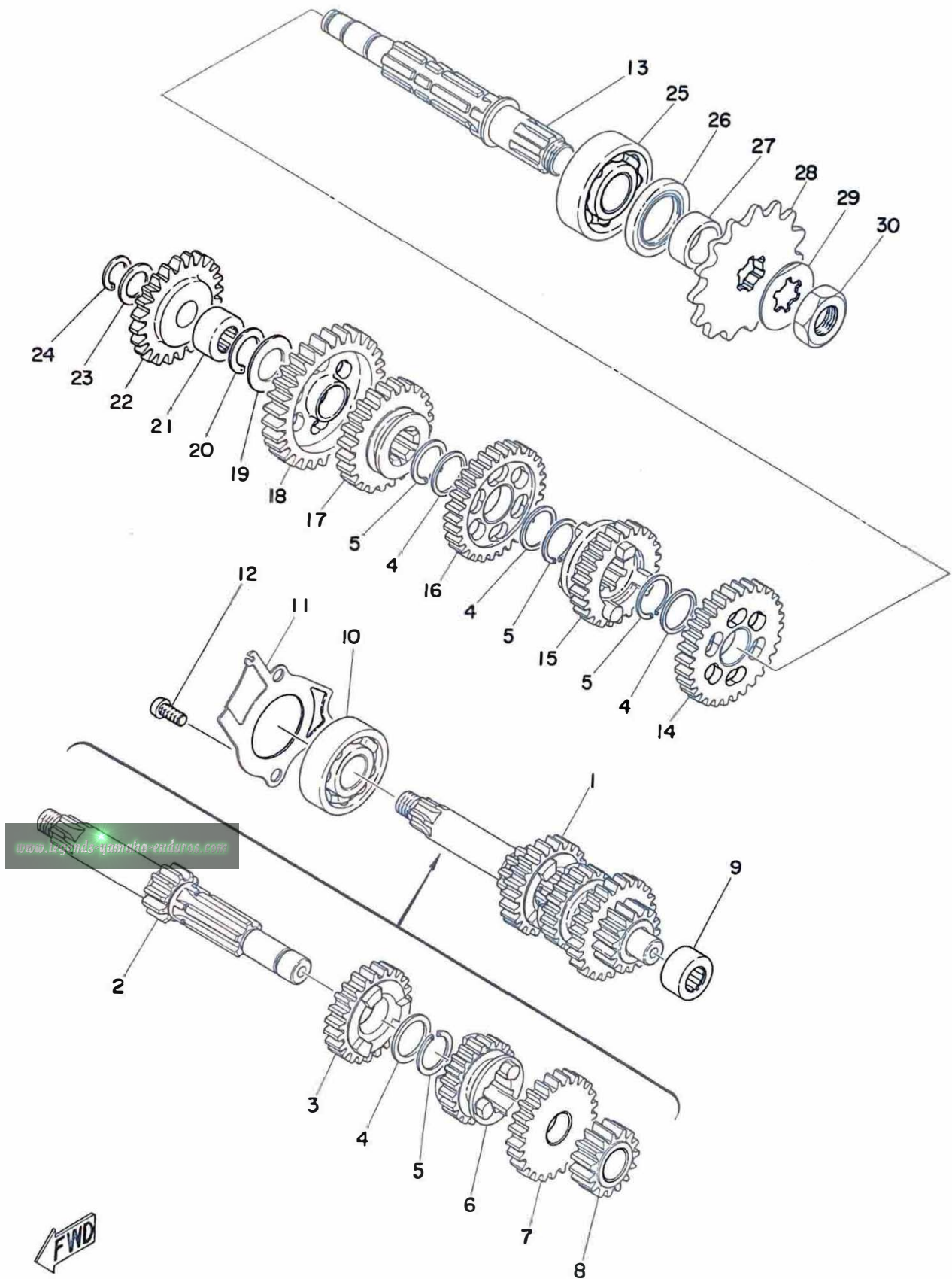
Fig. 4 CLUTCH



# CLUTCH

Ref. No.	Parts No.	Description	Q'ty	Applicable Machine No.	Remarks
4- 0-1	403-16301-00	CLUTCH ASS'Y .....	1		
4- 1	403-16150-00	. PRIMARY DRIVEN GEAR COMP. 1	1		
4- 2	132-16369-00	. RING, friction .....	1		
4- 3	93341-22302	. BEARING, thrust .....	1		
4- 4	276-16154-00	. PLATE, thrust (17.2-37-4) ....	1		
4- 5	132-16371-02	. BOSS, clutch .....	1		
4- 6	137-16324-00	. PLATE, clutch .....	5		
4- 7	401-16321-00	. PLATE, friction .....	4		
4- 8	132-16351-00	. PLATE, pressure .....	1		
4- 9	137-16333-00	. SPRING, clutch .....	5		
4-10	<del>137-16337-01</del> <sup>901-49050-59</sup>	. SCREW, spring .....	5		
4-11	137-16356-00	ROD, push 1 .....	1		
4-12	137-16377-00	NUT, lock .....	1		
4-13	164-16119-00	SPRING, bellevile .....	1		
4-14	254-15631-00	GEAR, kick pinion (19T) .....	1		
4-15	164-16181-00	SPACER .....	1		
4-16	122-16164-00	PLATE, thrust (17.2-30-2) ....	1		
4-17	403-16357-00	ROD, push 2 .....	1		
4-18	401-16382-02 0/	AXLE, push lever .....	1		
4-19	<del>401-16345-00</del> <sup>905-05141-32-01</sup>	SPRING, return .....	1		
4-20	<del>T50-25153-00</del> <sup>902-01142-17-00</sup>	SHIM, cam shaft (14-26-0.5) .....	1		
4-21	93104-14004	OIL SEAL (SO-14-25-5) .....	1		
4-22	364-16343-00	SCREW, adjusting .....	1		
4-23	<del>363-16387-00</del> <sup>904-30229-37-01</sup>	GASKET .....	1		
4-24	363-16344-00	NUT, adjusting .....	1		
4-25	214-16389-00	JOINT .....	1		
4-26	<del>214-16379-00</del> <sup>902-40260-05-11</sup>	PIN .....	1		
4-27	91401-10010	PIN, cotter .....	1		

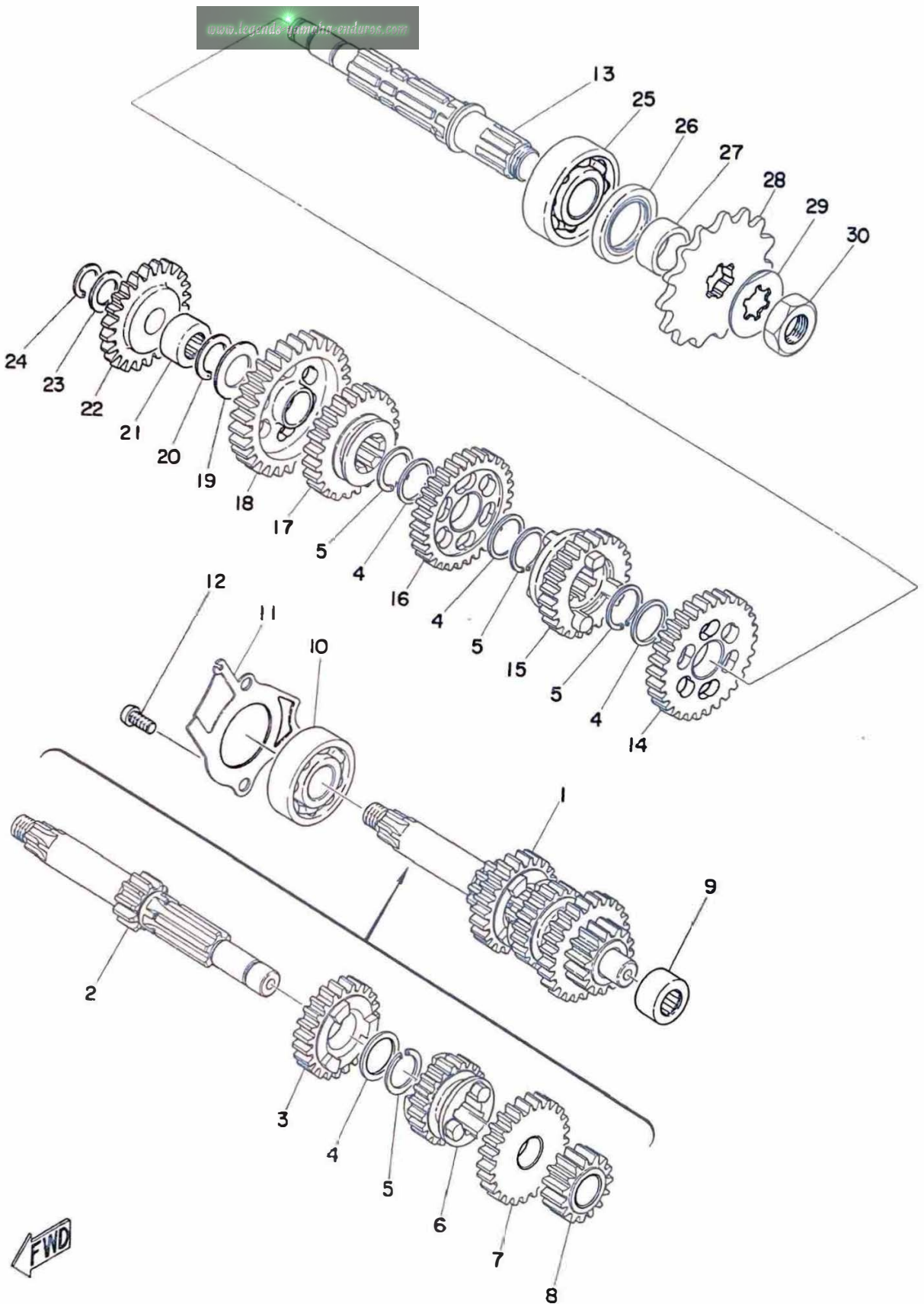
Fig. 5 TRANSMISSION



# TRANSMISSION

Ref. No.	Parts No.	Description	Q'ty	Applicable Machine No.	Remarks
5- 1	437-17410-00	MAIN AXLE COMP. ....	1		
5- 2	437-17411-00	. AXLE, main (11T) .....	1		
5- 3	437-17141-00	. GEAR, 4th pinion (23T) .....	1		
5- 4	132-17216-00	. WASHER, gear hold (20-25-1.0) ..	4		
5- 5	132-17414-00	. CLIP .....	4		
5- 6	427-17131-00	. GEAR, 3rd pinion (19T) .....	1		
5- 7	437-17151-00	. GEAR, 5th pinion (25T) .....	1		
5- 8	437-17121-00	. GEAR, 2nd pinion (15T) .....	1		
5- 9	93315-31502	BEARING .....	1		
5-10	93306-30304	BEARING (6303Z) .....	1		
5-11	403-17471-00	PLATE, bearing cover .....	1		
5-12	92501-06012	SCREW, panhead .....	2		
5-13	315-17421-01	AXLE, drive .....	1		
5-14	427-17221-00	GEAR, 2nd wheel (30T) .....	1		
5-15	437-17251-00	GEAR, 5th wheel (20T) .....	1		
5-16	427-17231-00	GEAR, 3rd wheel (26T) .....	1		
5-17	248-17241-00	GEAR, 4th wheel (23T) .....	1		
5-18	248-17211-00	GEAR, 1st wheel (35T) .....	1		
5-19	164-17427-00-06	SHIM, drive axle (15.2-30-0.6) ...	1		
5-20	93440-15012	CIRCLIP (S-15) .....	1		
5-21	93311-31515	BEARING (15-25-12) .....	1		
5-22	403-15651-00	GEAR, kick idle .....	1		
5-23	132-15653-00-12	WASHER, thrust (13.3-22-1.2) ..	} U.R 1		
	132-15653-00-14	WASHER, thrust (13.3-22-1.4) ..			
5-24	93410-13004	CIRCLIP (S-13) .....	1		
5-25	93306-30401	BEARING (6304) .....	1		
5-26	93102-26042	OIL SEAL (SD-26-38-5) .....	1		
5-27	164-17462-00	COLLAR, distance (10.1-16-9.3)..	1		

Fig. 5 TRANSMISSION

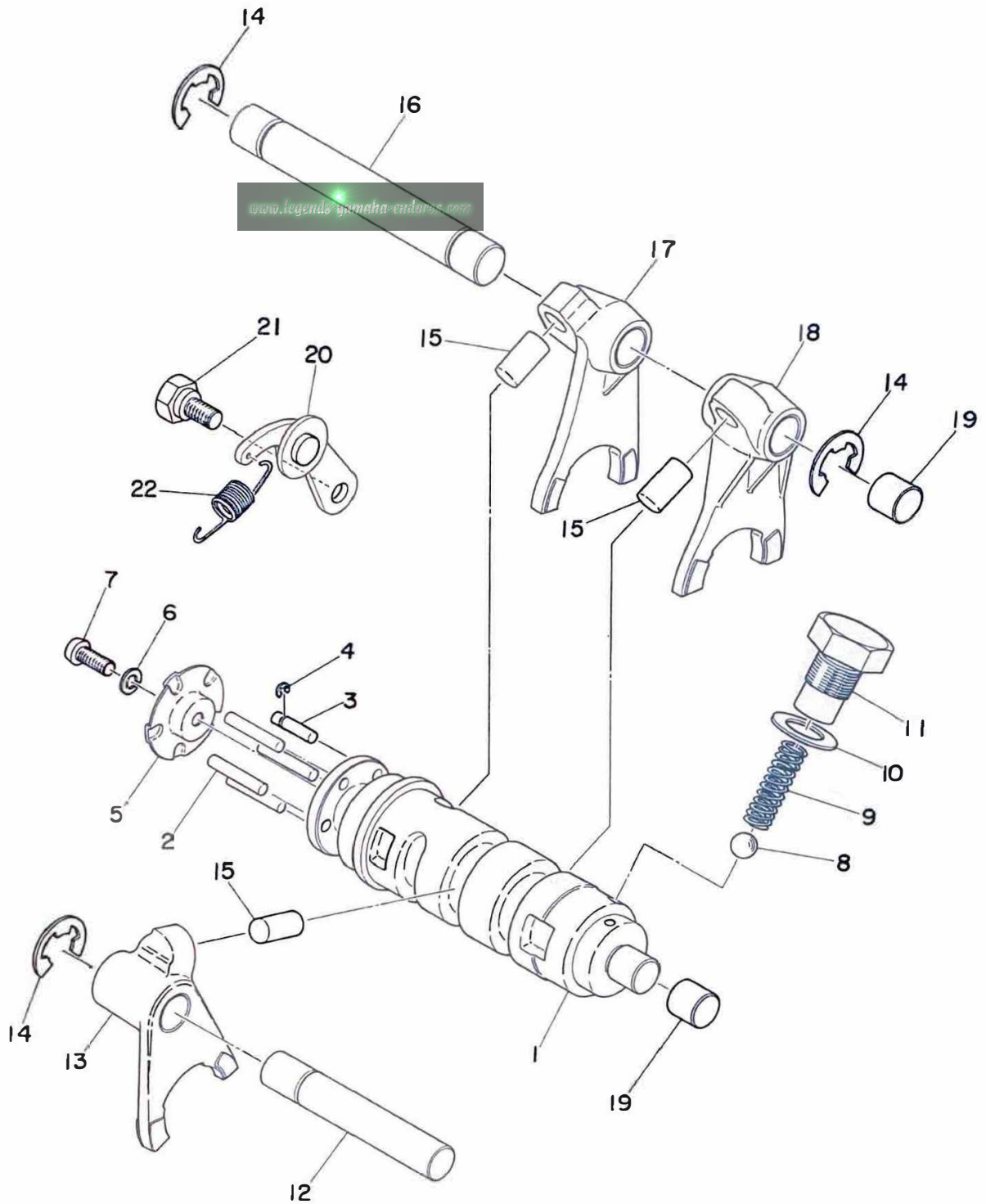


# TRANSMISSION

Ref. No.	Parts No.	Description	Q'ty	Applicable Machine No.	Remarks
5-28	174-17461-30	SPROCKET, drive (13T) .....	} U.R 1		STD
	174-17461-40	SPROCKET, drive (14T) .....			
	174-17461-50	SPROCKET, drive (15T) .....			
5-29	<del>102-17464-00</del> 902-15160-20-00	WASHER, lock .....	1		
5-30	<del>102-17463-00</del> 901-79160-18-00	NUT, lock .....	1		



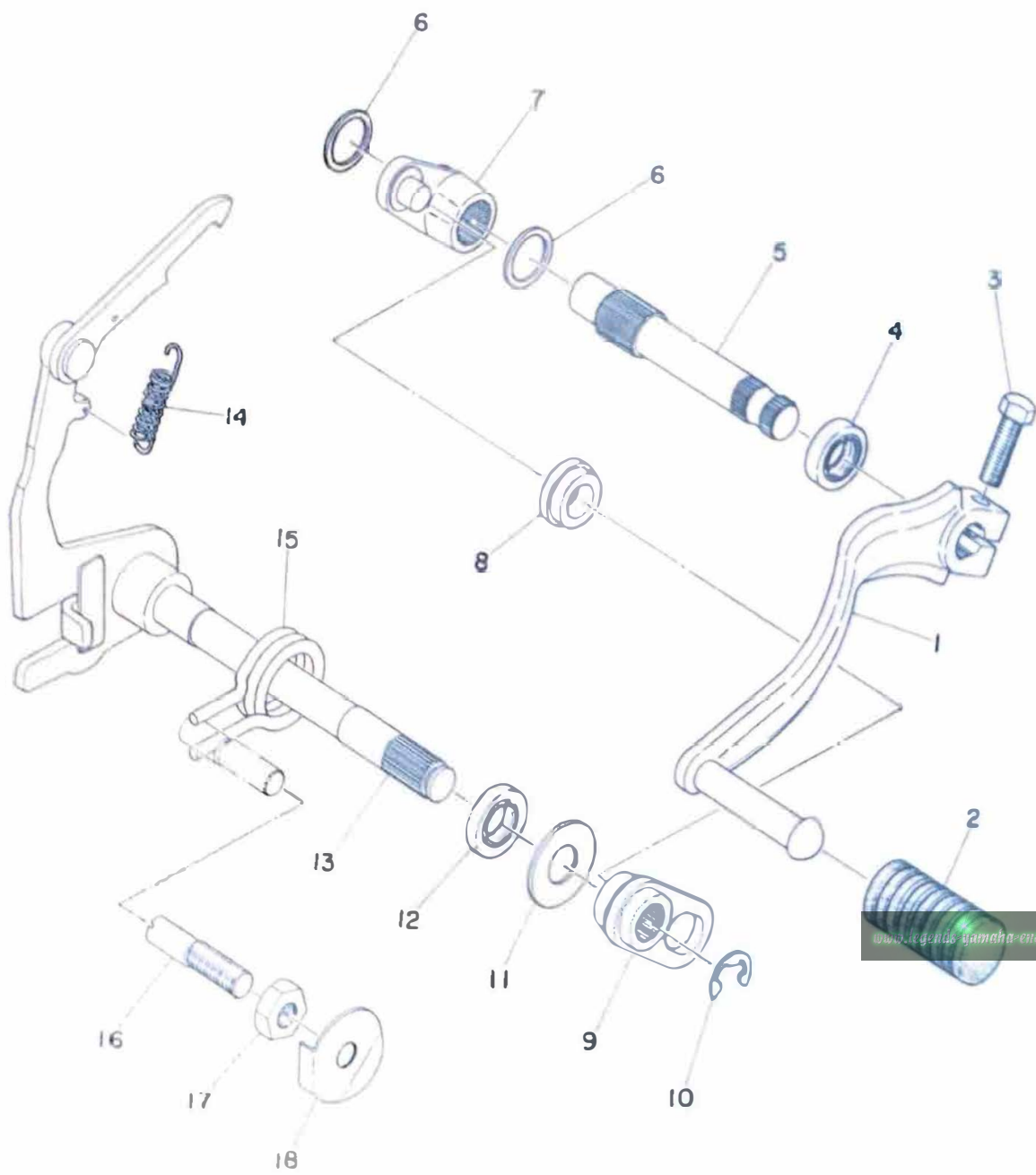
Fig. 6 SHIFTER 1



# SHIFTER

Ref. No.	Parts No.	Description	Q'ty	Applicable Machine No.	Remarks
6- 1	401-18541-00	CAM, shift .....	1		
6- 2	93604-22050	PIN, dowel (4-21.8) .....	4		
6- 3	174-18544-00	PIN, locating .....	1		
6- 4	93430-03014	CLIP, locating .....	1		
6- 5	164-18561-00	PLATE, side .....	1		
6- 6	92901-05100	WASHER, spring .....	1		
6- 7	98501-05012	SCREW, panhead .....	1		
6- 8	93505-16006	BALL (5/16 inch) .....	1		
6- 9	174-18558-00	SPRING, neutral .....	1		
6-10	137-15353-00	GASKET (14.5-21-1.5) .....	1		
6-11	<del>174-18528-00</del> 901-09143-85	SCREW, spring .....	1		
6-12	248-18531-00	BAR, shift fork guide .....	1		
6-13	248-18512-01	FORK, shift 2 .....	1		
6-14	93430-10017	CIRCLIP (E-10) .....	3		
6-15	278-18552-00	PIN, cam follower .....	3		
6-16	214-18531-00	BAR, shift fork guide .....	1		
6-17	248-18513-01	FORK, shift 3 .....	1		
6-18	248-18511-01	FORK, shift 1 .....	1		
6-19	214-15385-00	PLUG, blind .....	2		
6-20	132-18140-01	STOPPER LEVER ASS'Y .....	1		
6-21	132-18177-00	BOLT, stopper .....	1		
6-22	132-18143-00	SPRING, stopper .....	1		

Fig. 7 SHIFTER 2



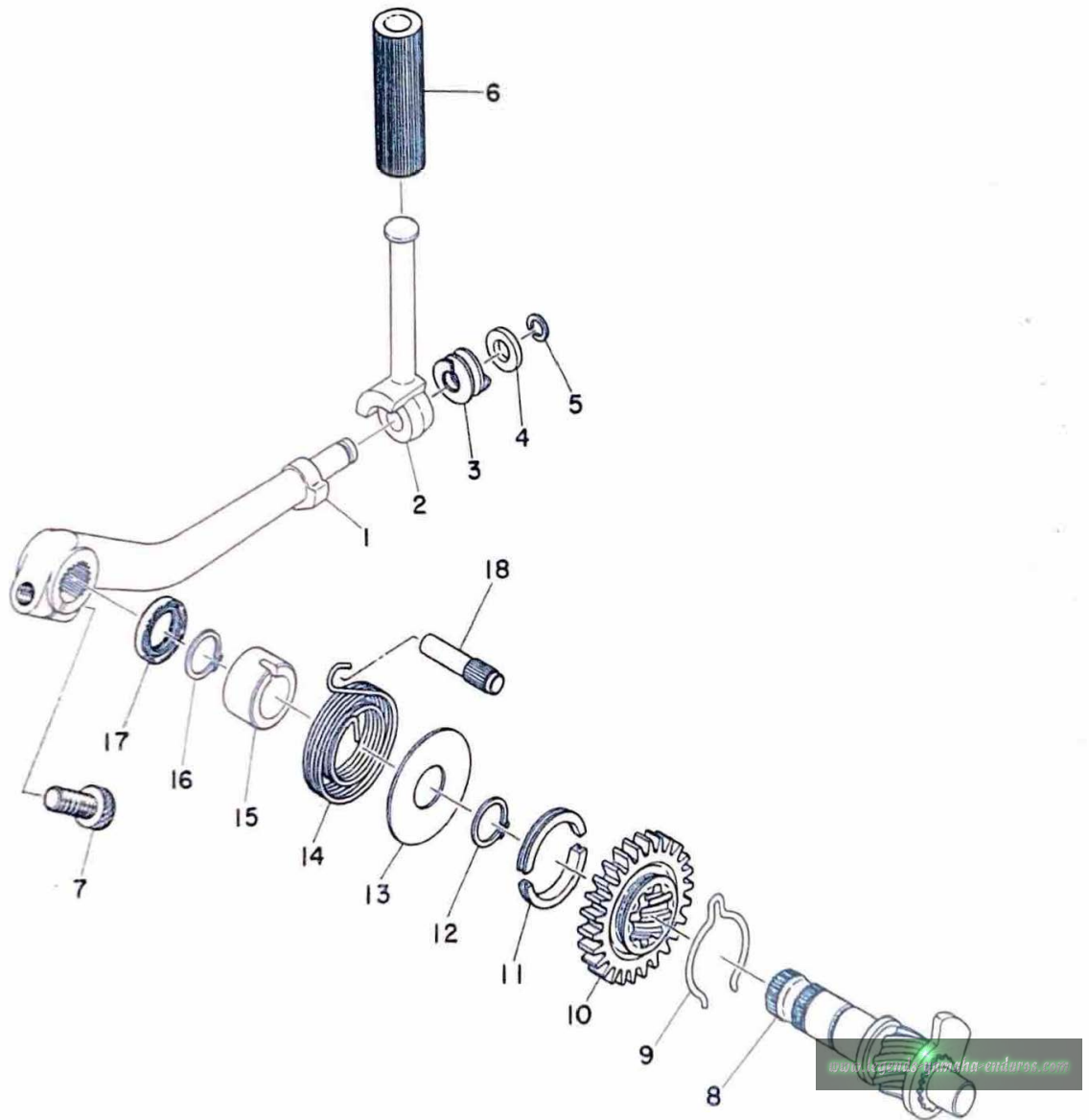
[www.regent-yamaha-enduros.com](http://www.regent-yamaha-enduros.com)



# SHIFTER 2

Ref. No.	Parts No.	Description	Q'ty	Applicable Machine No.	Remarks
7- 1	401-18111-00-93	PEDAL, change .....	1		
7- 2	132-18113-01	COVER, change pedal .....	1		
7- 3	<del>91203060-20</del> <del>91101-06020</del>	BOLT .....	1		
7- 4	93109-12012	OIL SEAL (SDO-12-19-5) .....	1		
7- 5	401-18155-00	SHAFT, change 2 .....	1		
7- 6	401-18334-00	SHIM .....	2		
7- 7	401-18151-00	LEVER, change 3 .....	1		
7- 8	401-18178-00	ROLLER, change lever .....	1		
7- 9	401-18152-00	LEVER, change 4 .....	1		
7-10	93430-08006	CIRCLIP (E-8) .....	1		
7-11	132-18137-00	WASHER, change axle .....	1		
7-12	93101-12060	OIL SEAL (S-12-21-4) .....	1		
7-13	401-18101-00	CHANGE SHAFT ASS'Y .....	1		
7-14	<del>905-06000-09</del> <del>132-18123-00</del>	. SPRING, shift arm .....	1		
7-15	132-18124-00	SPRING, shaft return .....	1		
7-16	<del>901-49080-14</del> <del>132-18133-00</del>	SCREW, adjusting .....	1		
7-17	248-18134-00	NUT, screw .....	1		
7-18	248-18139-00	WASHER, lock .....	1		

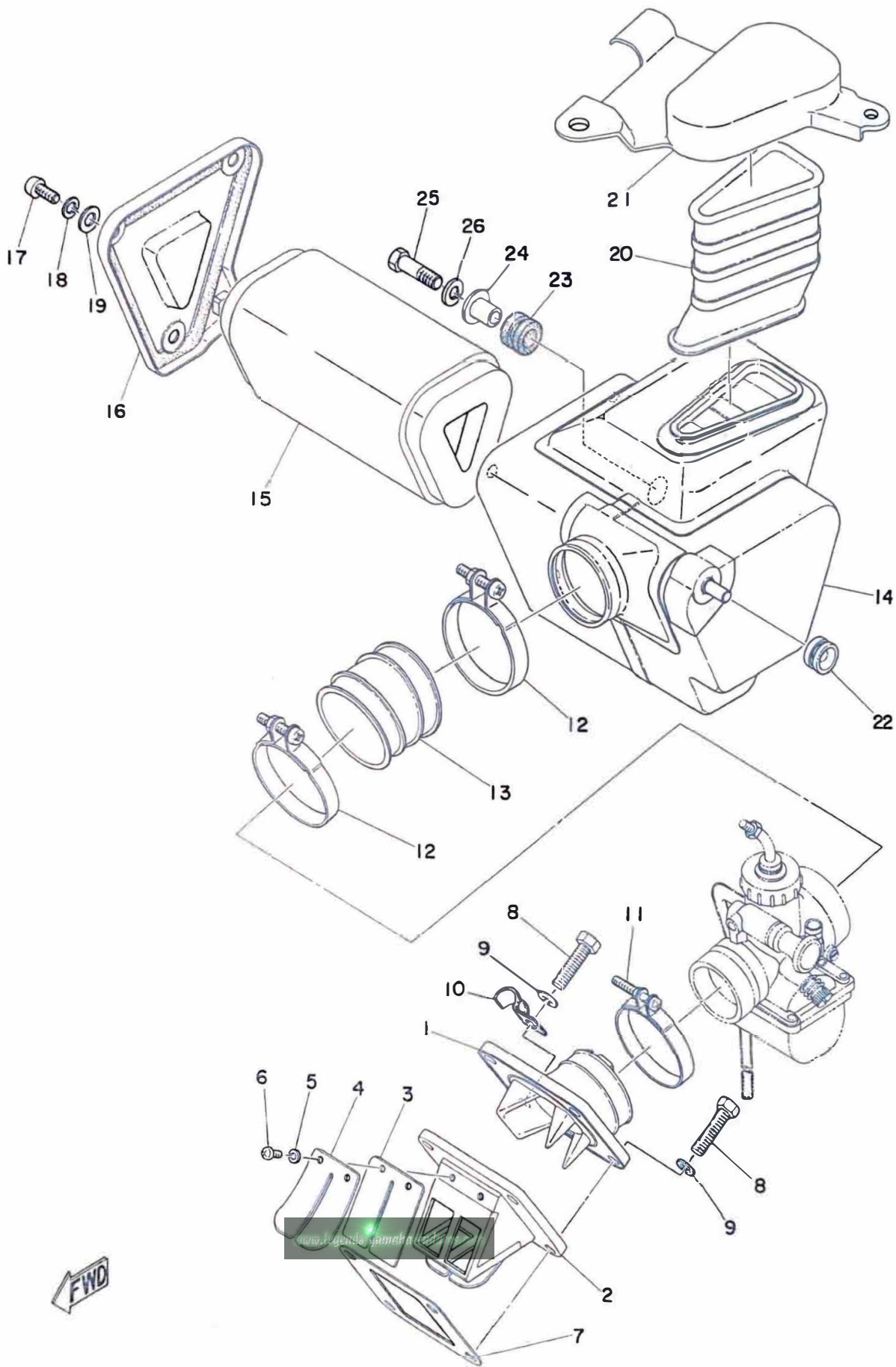
Fig. 8 KICK STARTER



# KICK STARTER

Ref. No.	Parts No.	Description	Q'ty	Applicable Machine No.	Remarks
8- 0-1	437-15610-00-93	KICK CRANK ASS'Y .....	1		
8- 1	437-15611-00	. CRANK, kick .....	1		Not for sale
8- 2	137-15612-01	. LEVER, kick l .....	1		
8- 3	132-15625-01	. SPRING, kick crank .....	1		
8- 4	132-15616-01	. WASHER, kick lever .....	1		
8- 5	132-15617-00	. CLIP, kick lever .....	1		
8- 6	156-15618-01	COVER, kick lever .....	1		
8- 7	91316-08025	BOLT .....	1		
8- 8	403-15660-00	KICK AXLE ASS'Y .....	1		
8- 9	315-15687-00	CLIP, kick .....	1		
8-10	305-15641-00	GEAR, kick (26T) .....	1		
8-11	248-15654-00	HOLDER, kick gear .....	2		
8-12	93410-30012	CIRCLIP (S-30) .....	1		
8-13	401-15676-00	COVER, spring .....	1		
8-14	<del>401-15665-00</del> 905-28260-41	SPRING, kcik .....	1		
8-15	401-15666-00	SPACER .....	1		
8-16	93410-17008	CIRCLIP (S-17) .....	1		
8-17	<del>93101-17062</del> 93101-17062	OIL SEAL (S-17-25-4) .....	1		
8-18	257-15668-00	STOPPER, kick spring .....	1		

Fig. 9 INTAKE

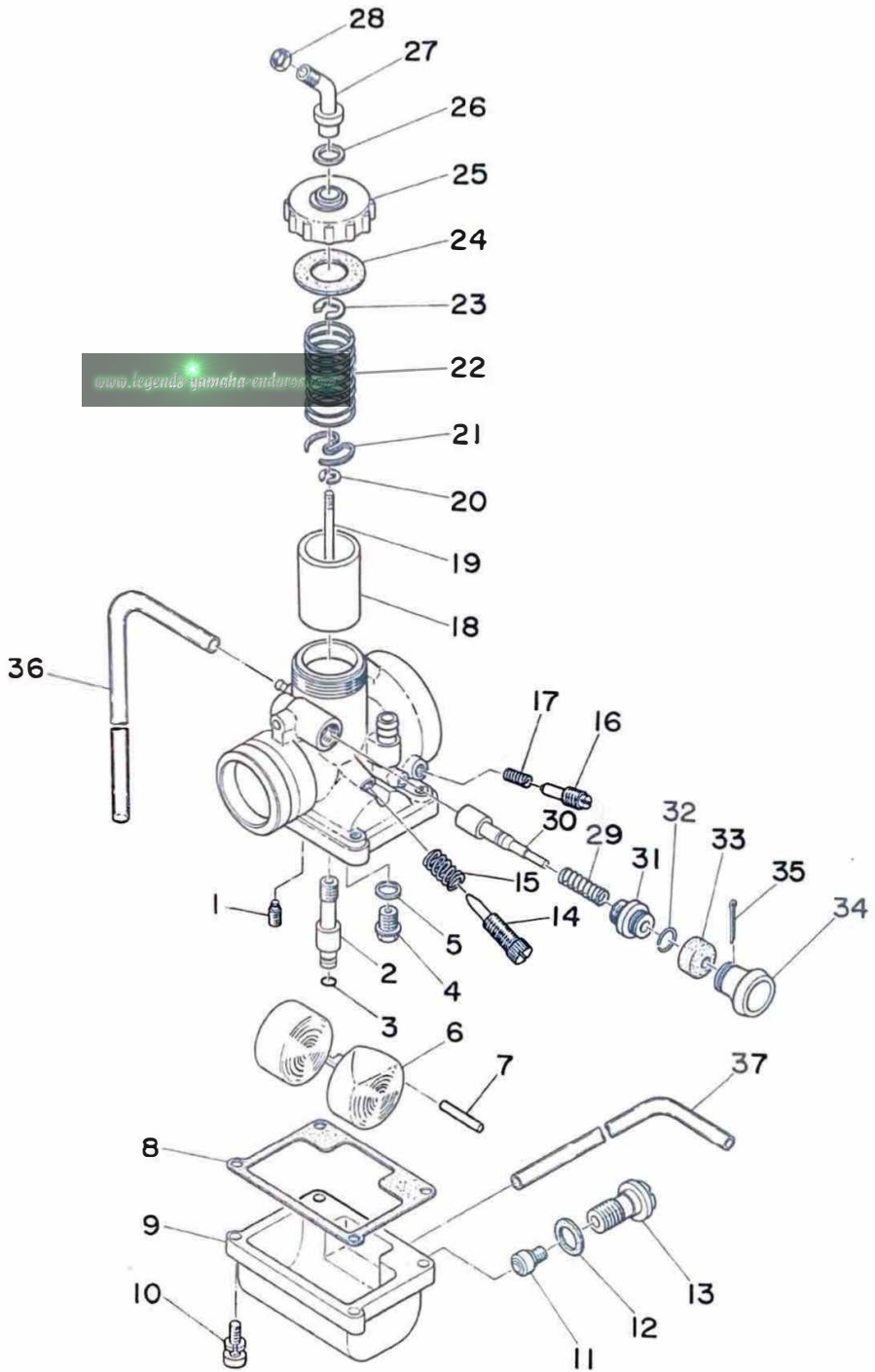


# INTAKE

Ref. No.	Parts No.	Description	Q'ty	Applicable Machine No.	Remarks
9- 1	401-13565-00	JOINT, carburetor	1		
9- 2	345-13610-70	REED VALVE ASS'Y	1		
9- 3	345-13613-70	. VALVE, reed	2		
9- 4	345-13616-70	. STOPPER, reed valve	2		
9- 5	92901-03100	. WASHER, spring	4		
9- 6	98512-03008	. SCREW, panhead	4		
9- 7	314-13621-01	PACKING, valve seat	1		
9- 8	91201-06025	BOLT	4		
9- 9	92901-06100	WASHER, spring	4		
9-10	363-15485-01	CLAMP	1		
9-11	304-14455-70	BAND	1		
9-12	304-14455-00	BAND	2		
9-13	437-14453-00	JOINT, air cleaner	1		
9-14	437-14411-00	CASE, cleaner	1		
9-15	437-14451-00	ELEMENT, air cleaner	1		
9-16	437-14412-00	CAP, case	1		
9-17	92501-06012	SCREW, panhead	3		
9-18	92901-06100	WASHER, spring	3		
9-19	92901-06200	WASHER, plain	3		
9-20	437-14437-00	DUCT	1		
9-21	437-14418-00	COVER, cleaner duct	1		
9-22	214-21746-00	DAMPER, tool box	1		
9-23	214-21717-00	DAMPER, battery box	1		
9-24	437-21633-00	COLLAR, fender	1		
9-25	91201-06025	BOLT	1		
9-26	92901-06100	WASHER, spring	1		



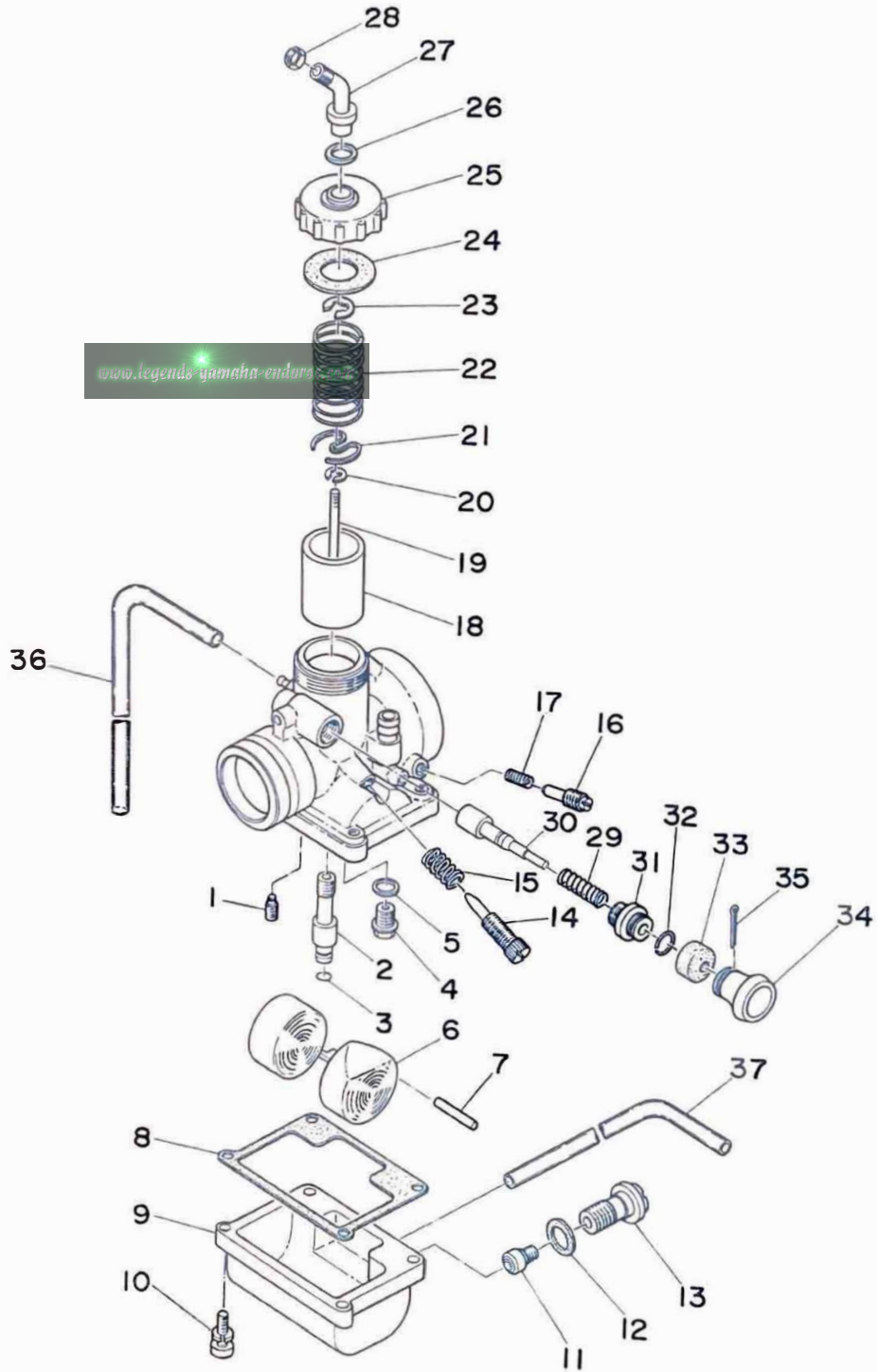
Fig. 10 CARBURETOR



# CARBURETOR

Ref. No.	Parts No.	Description	Q'ty	Applicable Machine No.	Remarks
10- 0-1	437-14101-61	CARBURETOR ASS'Y	1		
10- 1	260-14142-25	. JET, pilot (#25)	1		
10- 2	437-14141-24	. NOZZLE, main (N-4)	1		
10- 3	214-14147-00	. O-RING	1		
10- 4	127-14190-15	. VALVE SEAT ASS'Y (#1.5)	1		
10- 5	127-14195-00	. WASHER, valve seat	1		
10- 6	304-14185-00	. FLOAT	1		
10- 7	137-14186-00	. PIN, float	1		
10- 8	304-14184-00	. GASKET, float chamber	1		
10- 9	437-14181-00-33	. BODY, float chamber	1		
10-10	<del>305-14567-00-33</del> <sup>785-03040-15</sup>	. SCREW, panhead	4		
10-11	137-14143-28	. JET, main (#140)	} U.R 1		STD
	137-14143-30	. JET, main (#150)			
	137-14143-32	. JET, main (#160)			
10-12	304-14198-00	. GASKET	1		
10-13	248-14166-00- <del>33</del> <sup>00</sup>	. BOLT, banjo	1		
10-14	275-14122-00- <del>33</del> <sup>00</sup>	. SCREW, throttle	1		
10-15	137-14133-00- <del>33</del> <sup>00</sup>	. SPRING, throttle stop	1		
10-16	174-14123-00- <del>33</del> <sup>00</sup>	. SCREW, air adjusting	1		
10-17	174-14134-00	. SPRING, air adjusting	1		
10-18	304-14112-15	. VALVE, throttle (#1.5)	1		
10-19	164-14116-06	. NEEDLE (4L6-2)	1		
10-20	164-14137-00	. CLIP	1		
10-21	137-14136-00	. SEAT, spring	1		
10-22	276-14131-00	. SPRING, throttle valve	1		
10-23	363-14137-00	. CLIP	1		
10-24	193-14126-00	. PACKING	1		
10-25	437-14158-00-33	. TOP, mixing chamber	1		

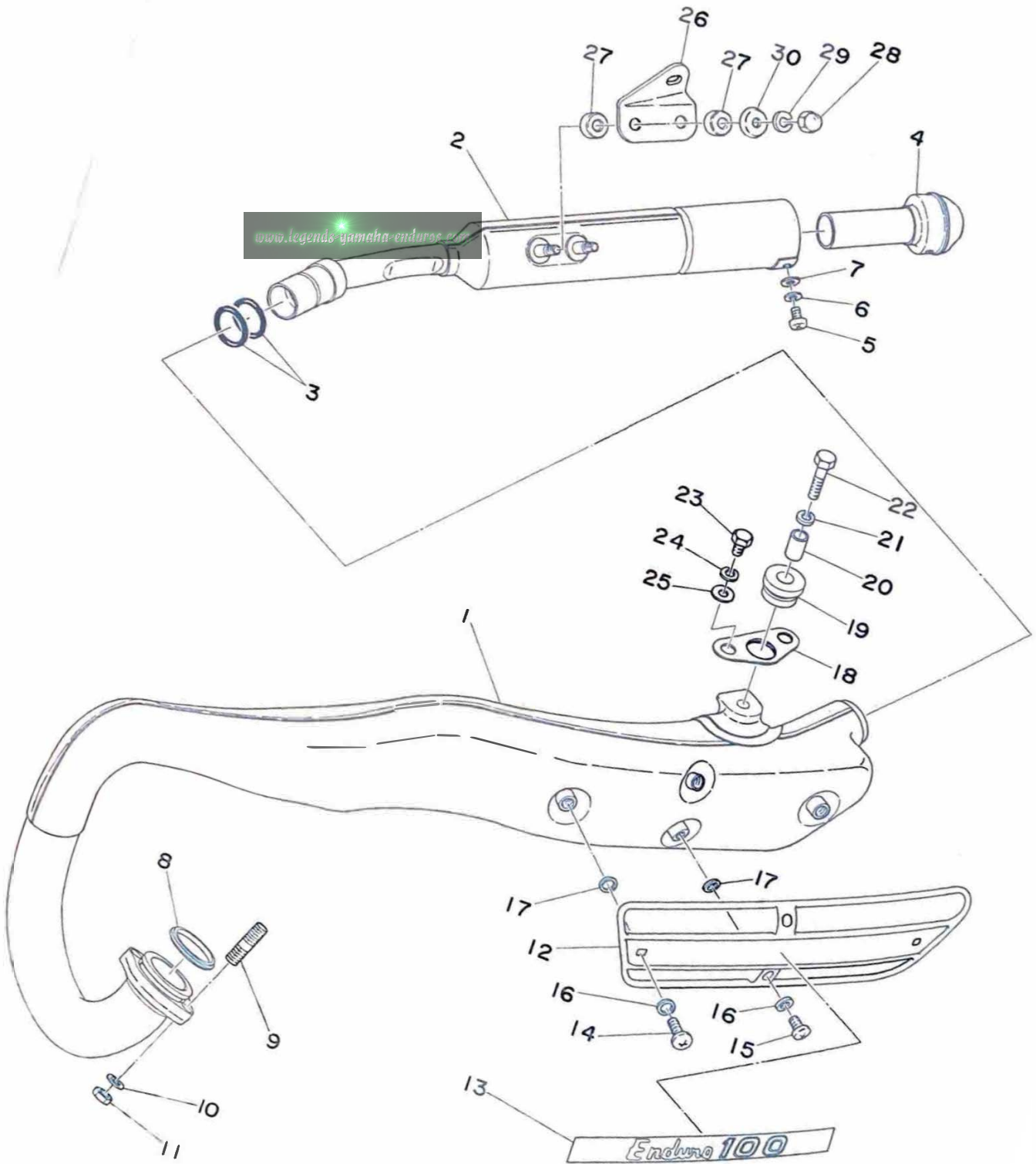
Fig. 10 CARBURETOR



# CARBURETOR

Ref. No.	Parts No.	Description	Q'ty	Applicable Machine No.	Remarks
10-26	363-14198-00	. PACKING .....	1		
10-27	363-14155-00	. TUBE, guide wire .....	1		
10-28	127-14161-00	. NUT, wire adjust .....	1		
10-29	156-14135-00	. SPRING, plunger .....	1		
10-30	304-14171-00	. PLUNGER, starter .....	1		
10-31	152-14174-00- <del>33</del> <sup>00</sup>	. CAP, plunger .....	1		
10-32	152-14138-00	. CLIP, plunger .....	1		
10-33	132-14173-00	. COVER, plunger cap .....	1		
10-34	304-14261-00	. HOLDER .....	1		
10-35	91401-16015	. PIN, cotter .....	1		
10-36	183-14197-01	. PIPE, air vent (3-220) .....	1		
10-37	183-14196-00	. PIPE, over flow (5-160) .....	1		

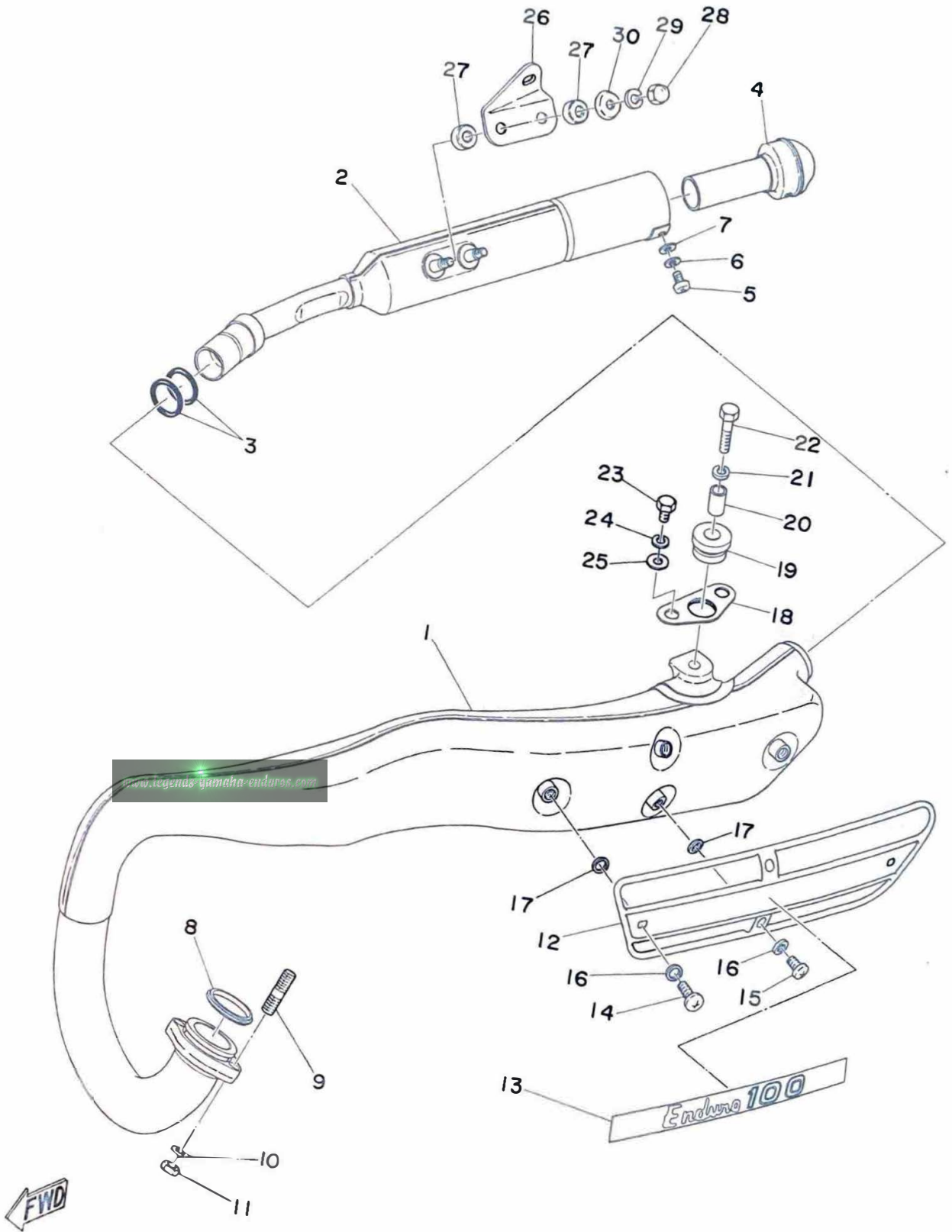
Fig. 11 EXHAUST



# EXHAUST

Ref. No.	Parts No.	Description	Q'ty	Applicable Machine No.	Remarks
11- 1	437-14610-00	EXHAUST PIPE ASS'Y	1		
11- 2	437-14753-00	SILENCER	1		
11- 3	93210-24235	O-RING (3.1-24.4)	2		
11- 4	438-14752-00	PIPE, outlet	1		
11- 5	92501-06012	SCREW, panhead	1		
11- 6	92901-06100	WASHER, spring	1		
11- 7	92901-06200	WASHER, plain	1		
11- 8	152-14613-00	GASKET, exhaust pipe	1		
11- 9	392-14651-00	STUD	2		
11-10	92901-08100	WASHER, spring	2		
11-11	98801-08200	NUT	2		
11-12	437-14718-00	PROTECTOR, muffler	1		
11-13	437-14729-00	EMBLEM, protector	1		
11-14	91903-06030	SCREW, bind	1		
11-15	91903-06012	SCREW, bind	3		
11-16	214-14766-00	WASHER, protector	4		
11-17	178-14766-00	WASHER, protector	4		
11-18	437-14771-00	STAY, muffler	1		
11-19	437-14747-00	DAMPER, muffler	1		
11-20	90387-08242	COLLAR, muffler	1		
11-21	92901-08100	WASHER, spring	1		
11-22	97201-08035	BOLT	1		
11-23	91201-06015	BOLT	2		
11-24	92901-06100	WASHER, spring	2		
11-25	116-28324-00	WASHER, leg shield	2		
11-26	437-14781-00	STAY, silencer	1		
11-27	438-14757-00	DAMPER, muffler	4		
11-28	98801-06700	NUT, crown	2		

Fig. 11 EXHAUST



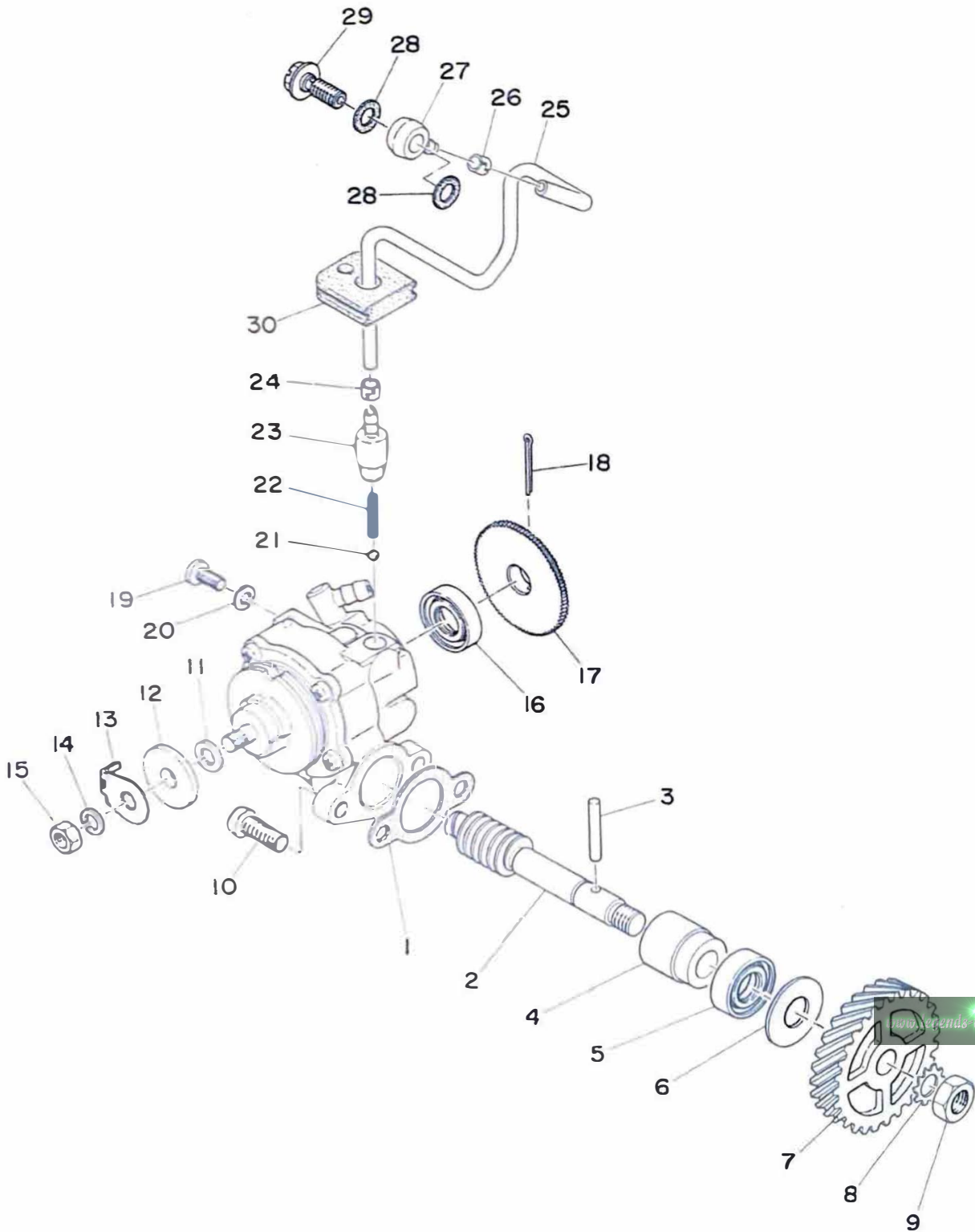
FWD

# EXHAUST

Ref. No.	Parts No.	Description	Q'ty	Applicable Machine No.	Remarks
11-29	92901-06100	WASHER, spring .....	2		
11-30	438-14759-00	WASHER .....	2		



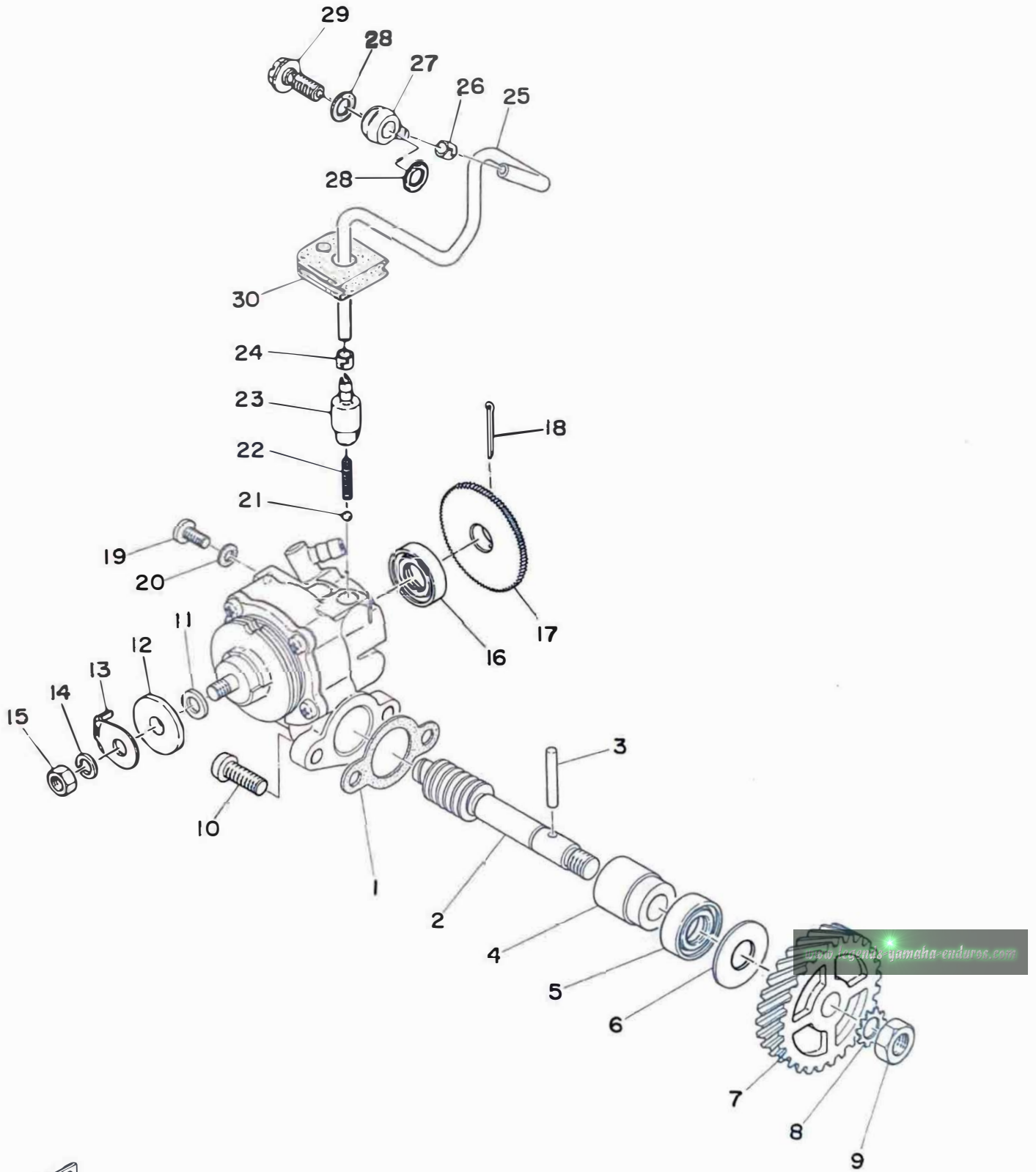
Fig. 12 OIL PUMP



# OIL PUMP

Ref. No.	Parts No.	Description	Q'ty	Applicable Machine No.	Remarks
12- 1	126-13116-00	GASKET, pump case .....	1		
12- 2	275-13175-00	SHAFT, worm .....	1		
12- 3	93603-22028	PIN, dowel (3-21.8) .....	1		
12- 4	137-13176-00	METAL, worm shaft outer .....	1		
12- 5	93101-10002	OIL SEAL (S-10-22-7) .....	1		
12- 6	102-18138-00	WASHER .....	1		
12- 7	248-13178-00	GEAR, drive (28T) .....	1		
12- 8	92901-08400	WASHER, tooth .....	1		
12- 9	98801-08300	NUT .....	1		
12-10	98501-05015	SCREW, panhead .....	2		
12- 0-1	427-13101-00	OIL PUMP ASS'Y .....	1		
12-11	137-13137-00-10	. SHIM, adjusting (5.8-10-0.1) ..	U.R		
12-12	137-13138-01	. PLATE, adjusting .....	1		
12-13	402-13146-00	. COVER .....	1		
12-14	92901-05100	. WASHER, spring .....	1		
12-15	98801-05200	. NUT .....	1		
12-16	93101-10001	. OIL SEAL (S-10-21-5) .....	1		
12-17	137-13128-00	. PLATE, starter .....	1		
12-18	91401-12018	. PIN, cotter .....	1		
12-19	98901-04008	. SCREW, bind .....	1		
12-20	137-13187-00	. GASKET, breather (4.2-8.5-0.5)	1		
12-21	93505-32002	. BALL (5/32 inch) .....	1		
12-22	278-13169-00	. SPRING, check ball .....	1		
12-23	402-13552-00	. NOZZLE .....	1		
12-24	214-13164-00	. CLIP, delivery pipe .....	1		
12-25	402-13161-00	. PIPE, delivery (3-90) .....	1		
12-26	214-13164-00	CLIP, delivery pipe .....	1		
12-27	214-13162-00	BANJO, delivery pipe .....	1		

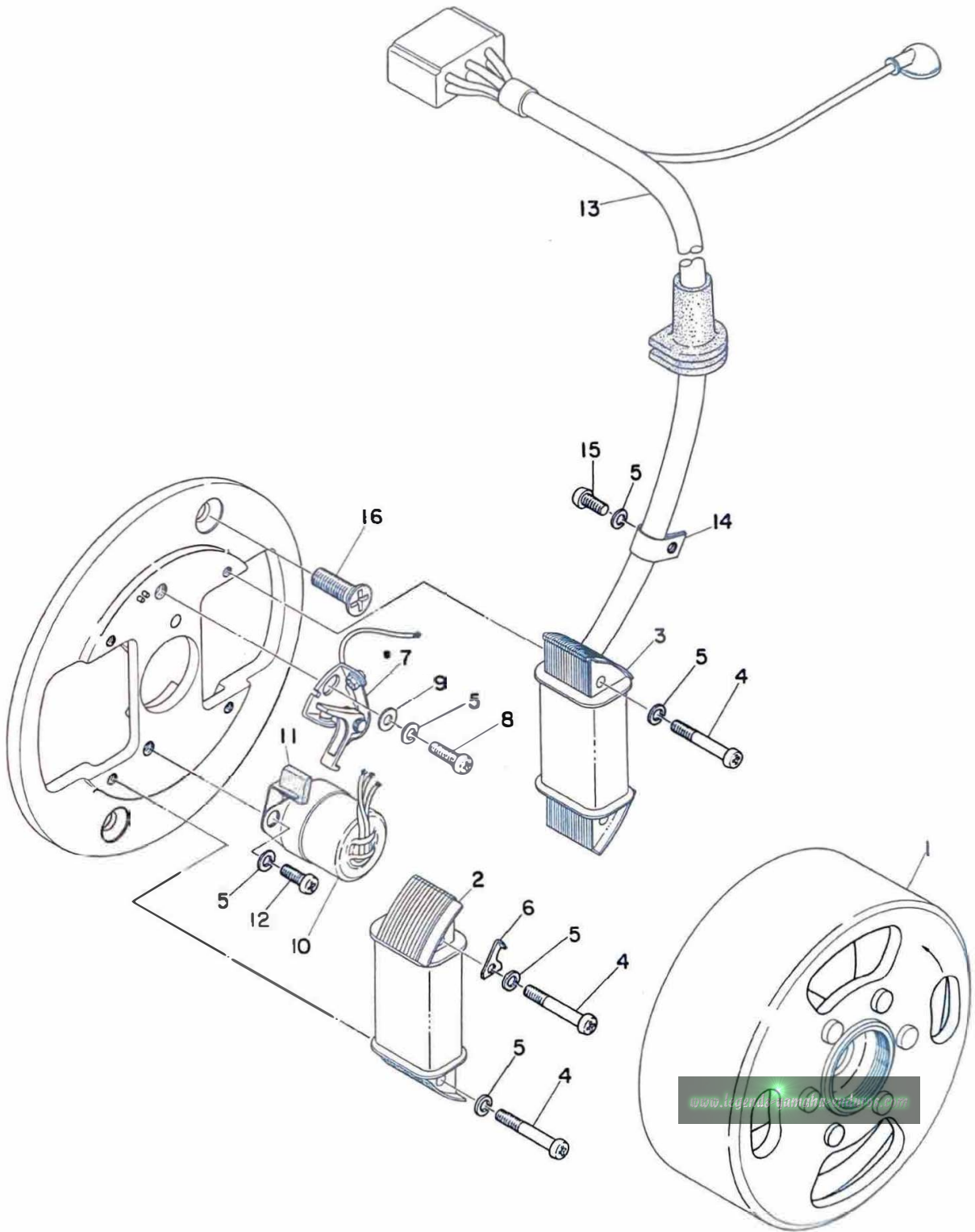
Fig. 12 OIL PUMP



# OIL PUMP

Ref. No.	Parts No.	Description	Q'ty	Applicable Machine No.	Remarks
12-28	137-13167-00	GASKET, banjo bolt (6-13-0.5) ...	2		
12-29	137-13165-00	BOLT, banjo .....	1		
12-30	248-13174-00	HOLDER, oil pipe .....	1		

Fig.13 FLYWHEEL MAGNETO



# FLYWHEEL MAGNETO

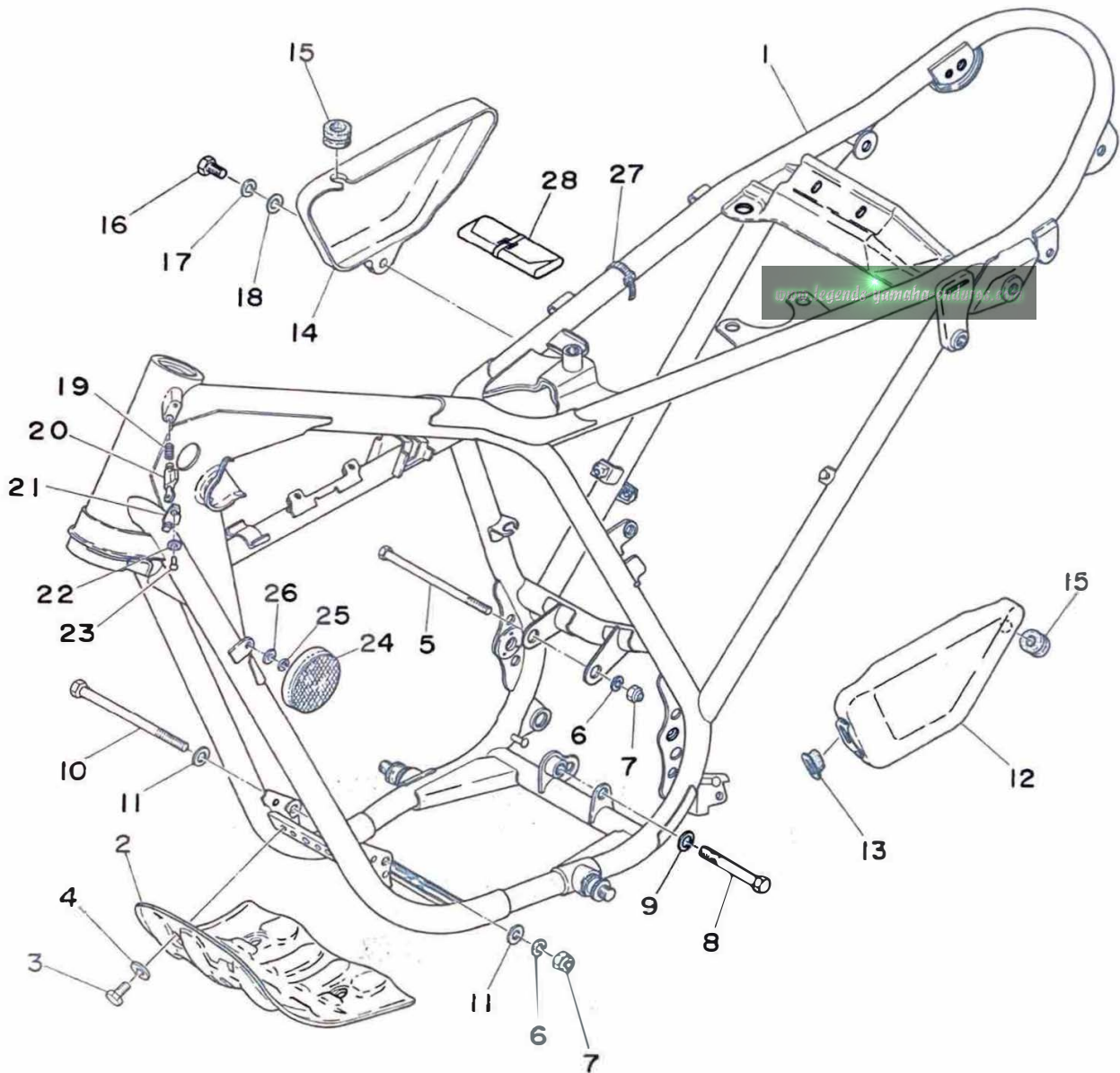
Ref. No.	Parts No.	Description	Q'ty	Applicable Machine No.	Remarks
13- 0-1	437-81300- <del>20</del> <sup>21</sup>	FLYWHEEL MAGNETO ASS'Y ...	1		
13- 1	437-81350-20	. ROTOR ASS'Y .....	1		
13- 2	437-81312-20	. COIL, source .....	1		
13- 3	437-81313-20	. LIGHTING COIL ASS'Y .....	1		
13- 4	110-81348-20	. SCREW, panhead (4-25) .....	4		
13- 5	92901-04100	. WASHER, spring .....	7		
13- 6	<del>355-81332-20</del> <sup>296-81330-21</sup>	. PLATE, timing .....	1		
13- 7	437-81321- <del>21</del> <sup>20</sup>	. CONTACT BREAKER ASS'Y ...	1		
13- 8	<del>110-81346-20</del> <sup>110-81344-20</sup>	→ SCREW, panhead (4-12) → 4-10) ..	1		
13- 9	92901-04200	. WASHER, plain .....	1		
13-10	296-81325-20	. CONDENSER .....	1		
13-11	116-81331-20	. LUBRICATOR .....	1		
13-12	110-81346-20	. SCREW, panhead (4-10) .....	1		
13-13	437-81315-20	. LEAD WIRE ASS'Y .....	1		
13-14	109-81328-10	. CLAMP, lead .....	1		
13-15	110-81345-20	. SCREW, panhead (4-6) .....	1		
13-16	92701-06012	SCREW, flat head .....	2		

# CHASSIS



Fig. 14 FRAME · SIDE COVER

PT 202A  
103  
*Luggage Rack*  
ACC-11110-83-00

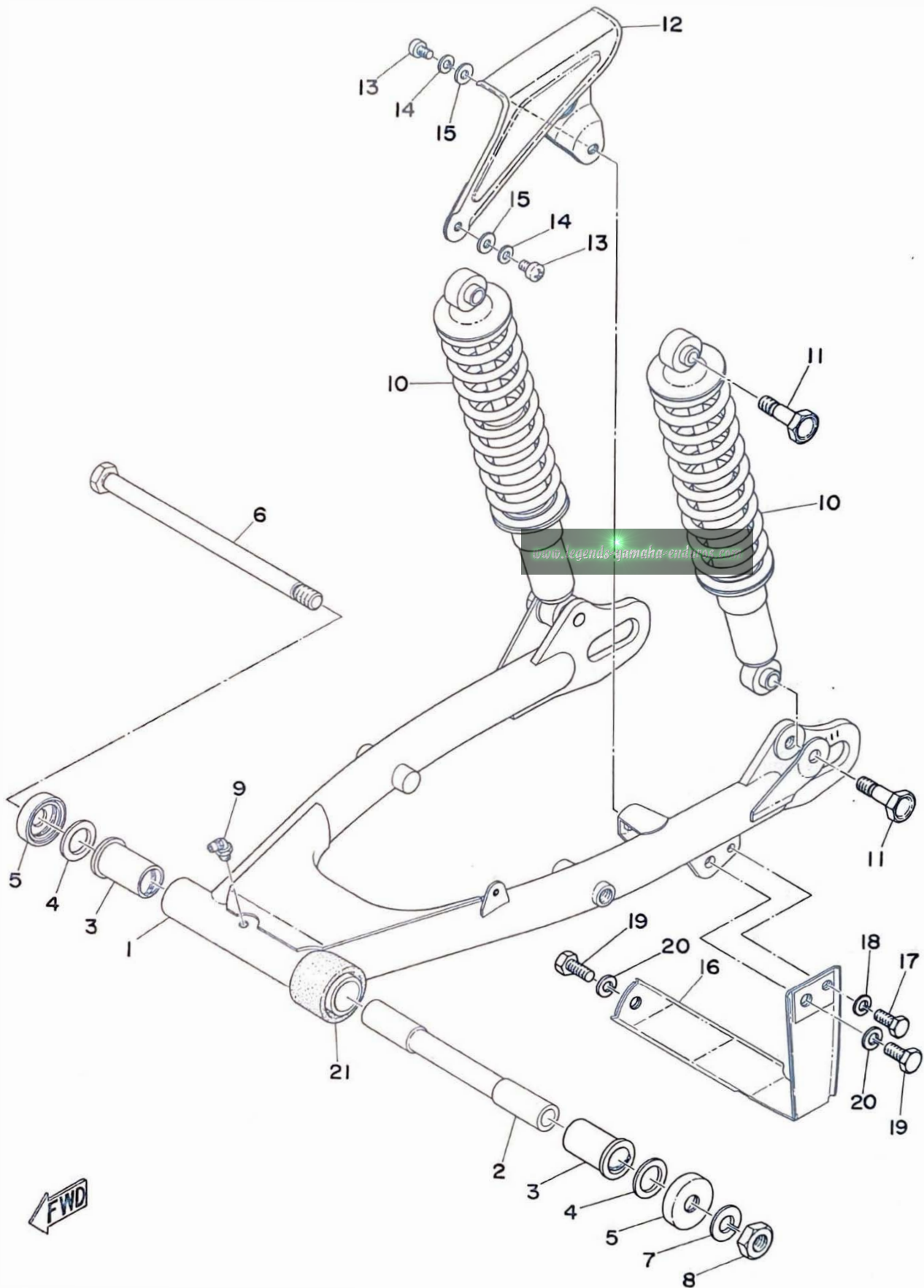




# FRAME · SIDE COVER

Ref. No.	Parts No.	Description	Q'ty	Applicable Machine No.	Remarks
14- 1	437-21110-00-33	FRAME COMP. ....	1		Yamaha Black
14- 2	401-21471-00-33	PROTECTOR, engine ....	1		Yamaha Black
14- 3	91201-06012	BOLT .....	4		
14- 4	92901-06200	WASHER, plain .....	4		
14- 5	90101-08219	BOLT, hexagon .....	1		
14- 6	92901-08100	WASHER, spring .....	2		
14- 7	90185-08039	NUT U .....	2		
14- 8	90101-10136	BOLT, hexagon .....	1		
14- 9	92901-10100	WASHER, spring .....	1		
14-10	90109-08255	BOLT .....	1		
14-11	90209-08050	WASHER 1 .....	2		
14-12	437-21710-00	COVER, side left .....	1		
14-13	437-21717-10	DAMPER, side cover .....	1		
14-14	437-21721-00	COVER, side right .....	1		
14-15	90480-12053	DAMPER, side cover .....	2		
14-16	<del>92501-06015</del> 925-03060-15	SCREW, panhead .....	1		
14-17	92901-06100	WASHER, spring .....	1		
14-18	92901-06200	WASHER, plain .....	1		
14-19	214-23485-00	SPRING .....	1		
14-20	341-23408-01	STEERING LOCK ASS'Y .....	1		
14-21	134-23484-10	CAP, handle lock .....	1		
14-22	214-23488-00	WASHER, wave .....	1		
14-23	214-23483-00	RIVET .....	1		
14-24	341-85111-00	REFLECTOR .....	2		
14-25	92901-05100	WASHER, spring .....	2		
14-26	92901-05200	WASHER, plain .....	2		
14-27	341-26397-01	BAND .....	2		
14-28	304-28100-10	TOOL ASS'Y .....	1		

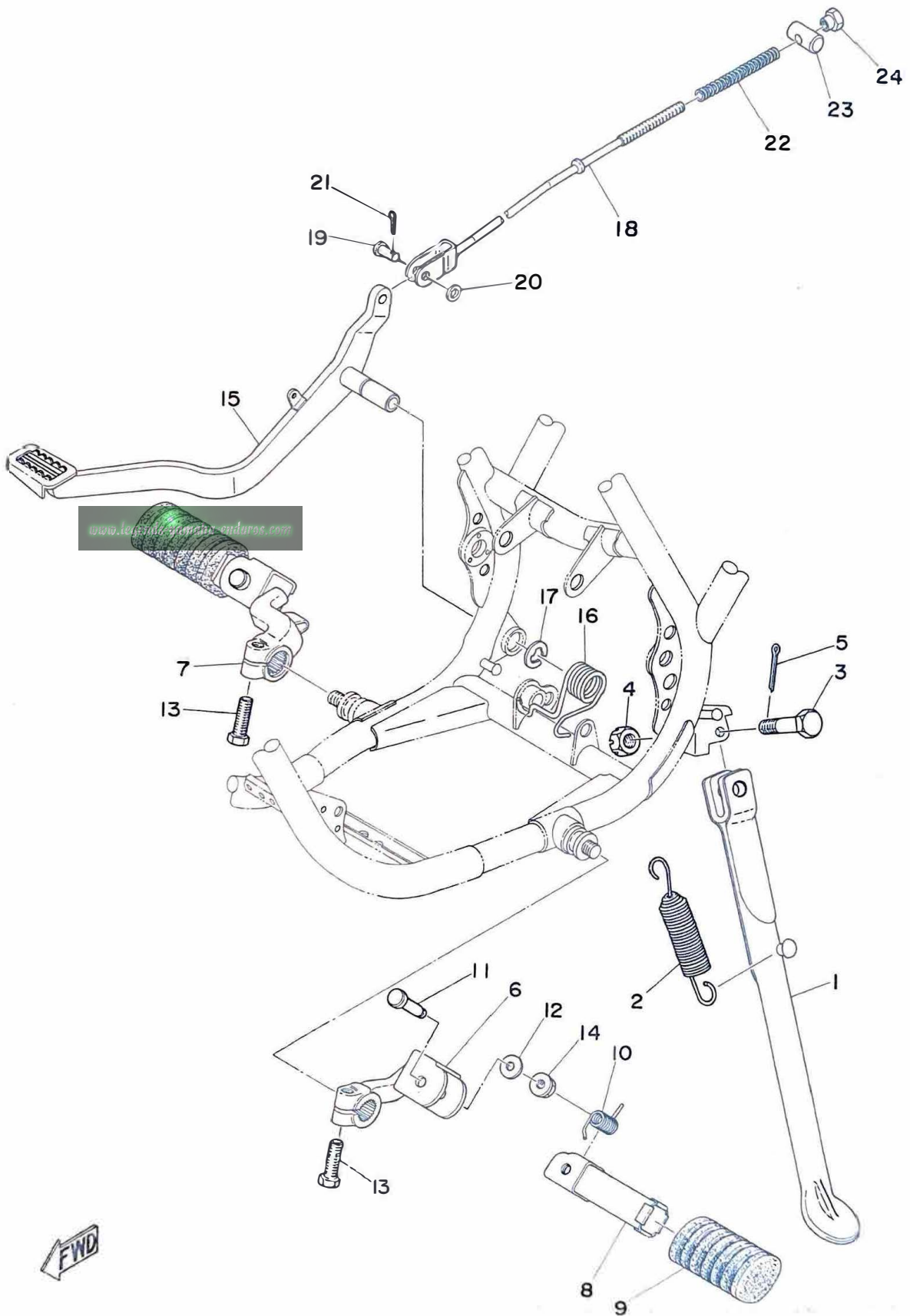
Fig. 15 REAR ARM · REAR CUSHION · CHAIN CASE



# REAR ARM · REAR CUSHION · CHAIN CASE

Ref. No.	Parts No.	Description	Q'ty	Applicable Machine No.	Remarks
15- 1	437-22110-00-33	REAR ARM COMP. ....	1		Yamaha Black
15- 2	403-22124-00	BUSHING 2 ....	1		
15- 3	<del>403-22123-00</del> 903-86180-28	BUSHING 1 ....	2		
15- 4	401-22127-00	SHIM .....	U.N		
15- 5	401-22128-00	COVER, thrust .....	2		
15- 6	403-22141-00	SHAFT, pivot .....	1		
15- 7	92901-12100	WASHER, spring .....	1		
15- 8	98801-12100	NUT .....	1		
15- 9	93700-06005	NIPPLE, grease .....	1		
15-10	305-22210-20	REAR CUSHION ASS'Y .....	2		
15-11	401-22241-00	BOLT, rear cushion .....	4		
15-12	437-22311-00-33	CASE, chain .....	1		Yamaha Black
15-13	98501-05010	SCREW, panhead .....	2		
15-14	92901-05100	WASHER, spring .....	2		
15-15	92901-05200	WASHER, plain .....	2		
15-16	248-22318-00-33	GUARD, chain .....	1		Yamaha Black
15-17	91201-06018	BOLT .....	1		
15-18	92901-06100	WASHER, spring .....	1		
15-19	97201-08018	BOLT .....	2		
15-20	92901-08100	WASHER, spring .....	2		
15-21	437-22151-00	SEAL, guard .....	1		

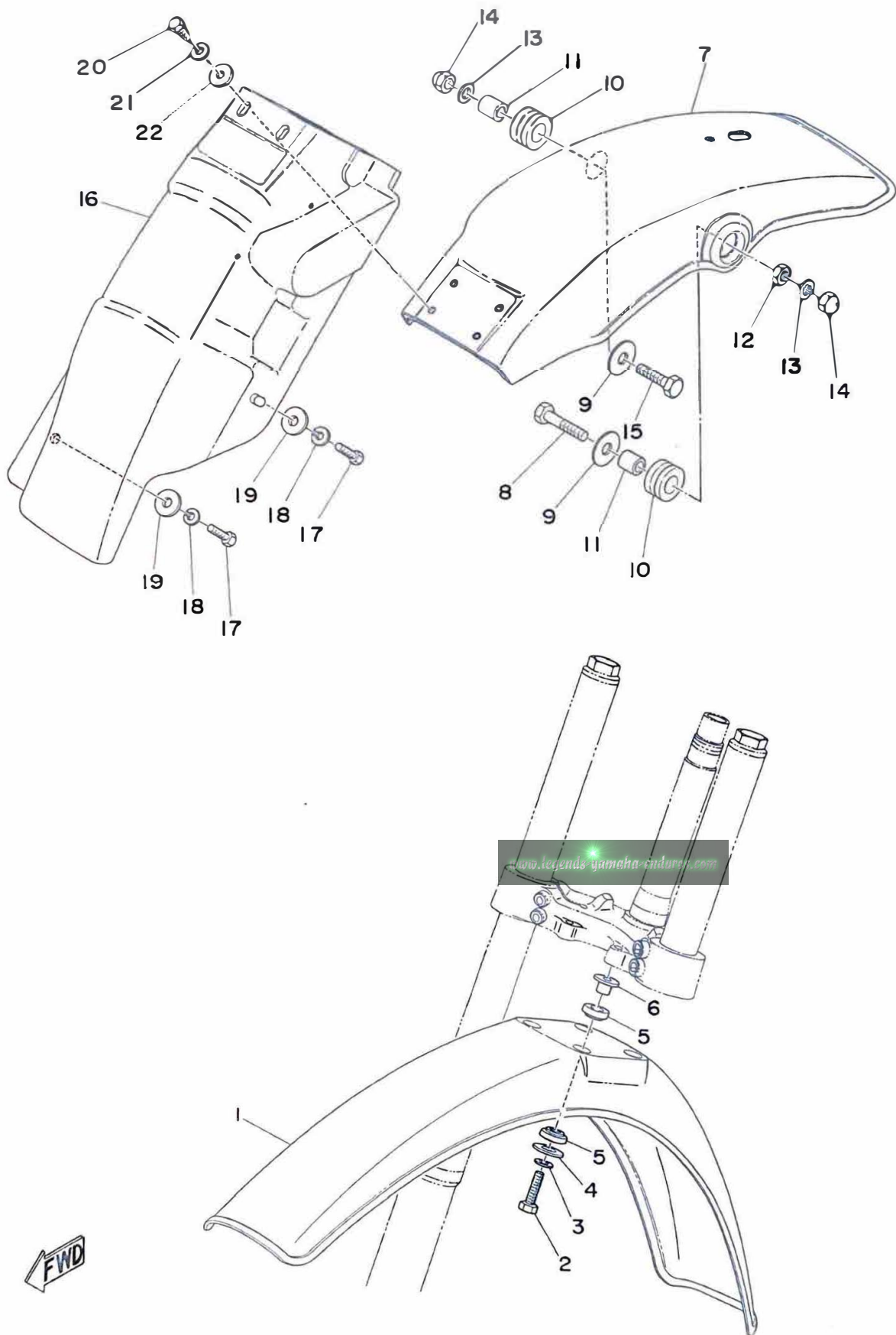
Fig. 16 STAND · FOOTREST · BRAKE PEDAL



# STAND · FOOTREST · BRAKE PEDAL

Ref. No.	Parts No.	Description	Q'ty	Applicable Machine No.	Remarks
16- 1	248-27311-01	STAND, side .....	1		
16- 2	214-27316-00	SPRING .....	1		
16- 3	278-27317-00	BOLT .....	1		
16- 4	92802-10500	NUT, slotted .....	1		
16- 5	91401-20025	PIN, cotter .....	1		
16- 6	437-27412-00	BRACKET, footrest left .....	1		
16- 7	437-27422-00	BRACKET, footrest right .....	1		
16- 8	214-27421-00	FOOTREST .....	2		
16- 9	214-27413-00	COVER, footrest .....	2		
16-10	214-27426-00	SPRING, return .....	2		
16-11	214-27418-00	PIN, clevis .....	2		
16-12	214-27417-00	WASHER, special (6.5-18-0.6) ...	2		
16-13	97101-08025	BOLT .....	2		
16-14	322-27416-01	NUT, footrest .....	2		
16-15	437-27211-00	PEDAL, brake .....	1		
16-16	90508-40165	SPRING, return .....	1		
16-17	93430-10015	CIRCLIP (E-10) .....	1		
16-18	403-27231-00	ROD, brake .....	1		
16-19	248-27228-00	PIN, link joint .....	1		
16-20	92901-06200	WASHER, plain .....	1		
16-21	91401-25012	PIN, cotter .....	1		
16-22	180-27236-00	SPRING, rod .....	1		
16-23	156-27237-00	PIN, clevis .....	1		
16-24	206-27238-00	NUT, adjusting .....	1		

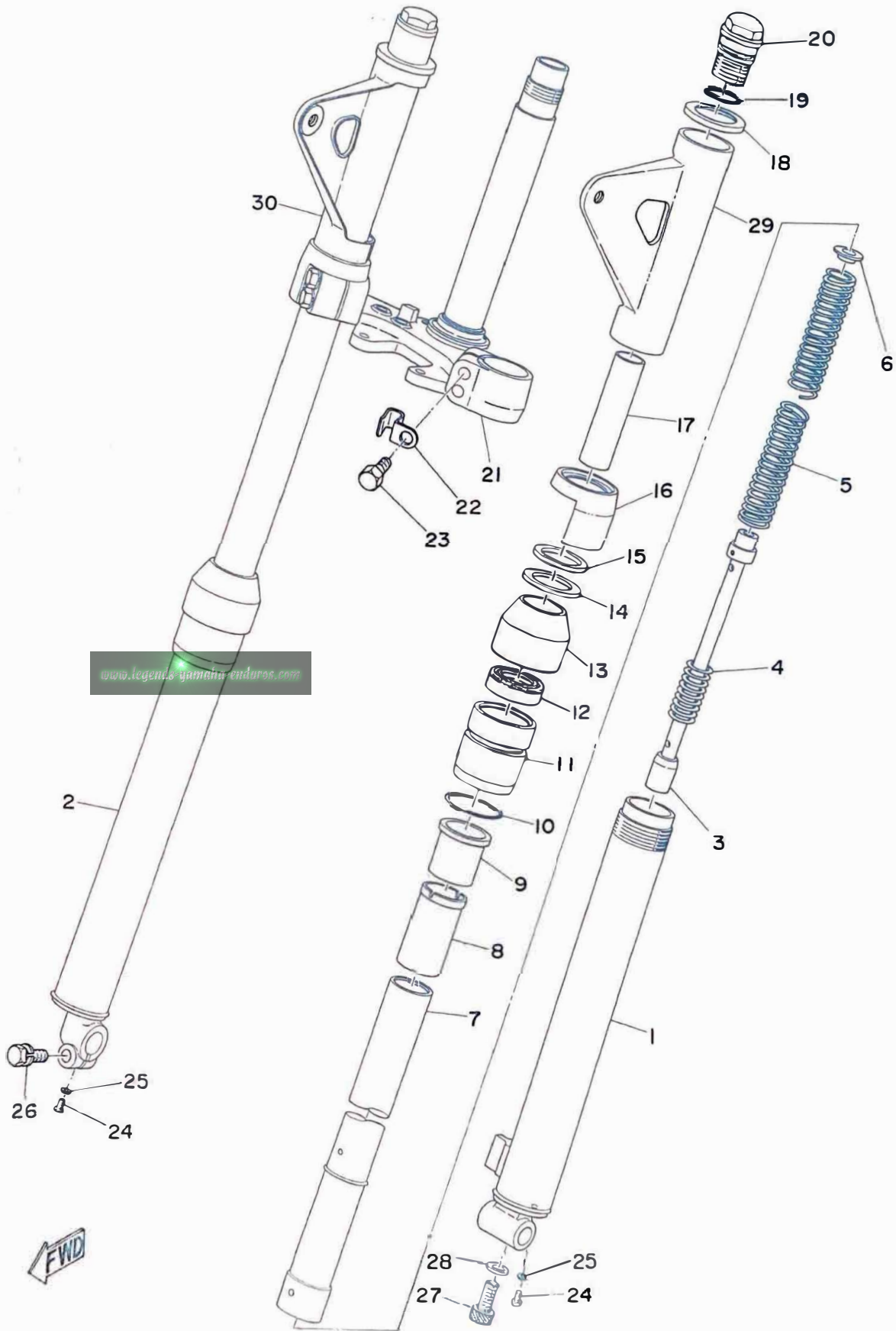
Fig. 17 FRONT FENDER · REAR FENDER



## FRONT FENDER · REAR FENDER

Ref. No.	Parts No.	Description	Q'ty	Applicable Machine No.	Remarks
17- 1	403-21511-01-20	FENDER, front .....	1		Crystal Silver
17- 2	91201-06025	BOLT .....	4		
17- 3	92901-06100	WASHER, spring .....	4		
17- 4	116-28324-00	WASHER, leg shield (6.5-20-1.6) .....	4		
17- 5	322-21541-00	DAMPER, fender .....	8		
17- 6	322-21544-00	COLLAR, fender .....	4		
17- 7	437-21610-00-20	REAR FENDER COMP. ....	1		Crystal Silver
17- 8	97201-08045	BOLT .....	1		
17- 9	611-48556-30	WASHER .....	2		
17-10	168-21639-00	DAMPER, rear fender .....	2		
17-11	90387-08258	COLLAR, fender .....	2		
17-12	98801-08300	NUT .....	1		
17-13	92901-08100	WASHER, spring .....	2		
17-14	98801-08700	NUT, crown .....	2		
17-15	97201-08035	BOLT .....	1		
17-16	437-21629-00	GUARD, mat .....	1		
17-17	91201-06015	BOLT .....	2		
17-18	92901-06100	WASHER, spring .....	2		
17-19	116-28324-00	WASHER, leg shield (6.5-20-1.6) .....	2		
17-20	91201-06018	BOLT .....	2		
17-21	92901-06100	WASHER, spring .....	2		
17-22	92901-06200	WASHER, plain .....	2		

Fig. 18 FRONT FORK

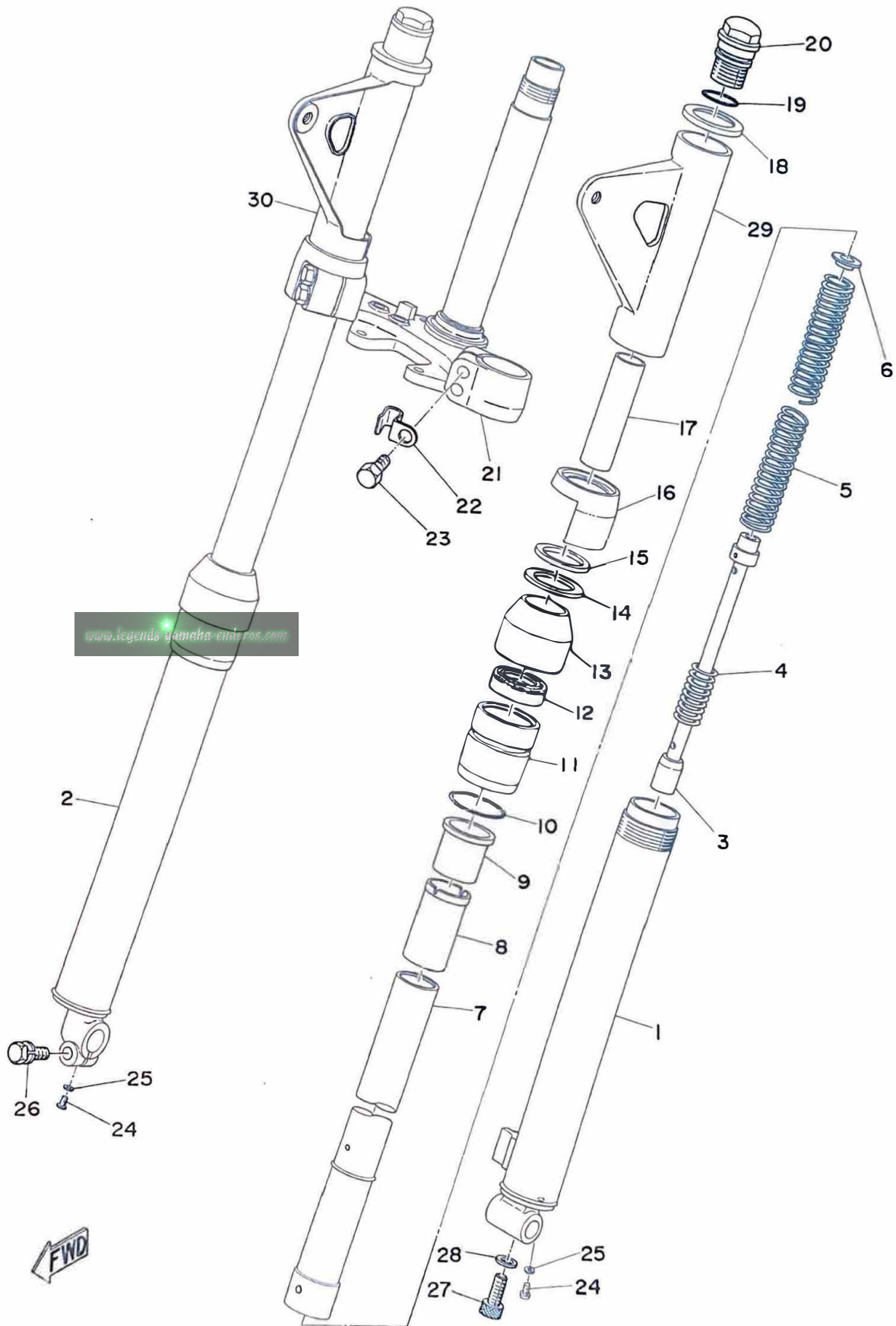




# FRONT FORK

Ref. No.	Parts No.	Description	Q'ty	Applicable Machine No.	Remarks
18- 0-1	437-23101-01	FRONT FORK ASS'Y	1		
18- 1	437-23126-00	. TUBE, outer left	1		
18- 2	437-23136-00	. TUBE, outer right	1		
18- 3	248-23170-01	. CYLINDER COMP.	2		
18- 4	248-23152-00	. . SPRING, sub	2		
18- 5	437-23141-01	. SPRING	2		
18- 6	437-23117-01	. GUIDE, spring	2		
18- 7	437-23124-00	. TUBE, inner	2		
18- 8	248-23166-00	. SPACER	2		
18- 9	137-23125-00	. METAL, slide	2		
18-10	137-23147-00	. O-RING	2		
18-11	193-23150-40	. OUTER NUT COMP.	2		
18-12	137-23145-00	. . OIL SEAL	2		
18-13	248-23144-00	. SEAL, dust	2		
18-14	137-23163-00	. PACKING	2		
18-15	437-23161-00	. WASHER	2		
18-16	304-23122-50	. COVER, outer	2		
18-17	248-23118-00	. SPACER	2		
18-18	248-23115-00	. COVER, guide	2		
18-19	146-23114-00	. O-RING	2		
18-20	248-23111-01	. BOLT, cap	2		
18-21	437-23340-00-33	. UNDER BRACKET COMP.	1		Yamaha Black
18-22	214-23318-00	. HOLDER, wire	1		
18-23	275-23346-61	. BOLT, under bracket	4		
18-24	122-23119-01	. PLUG, drain	2		
18-25	122-23129-00	. GASKET, drain plug	2		
18-26	122-23128-00	. BOLT	1		
18-27	91311-08020	. BOLT	2		

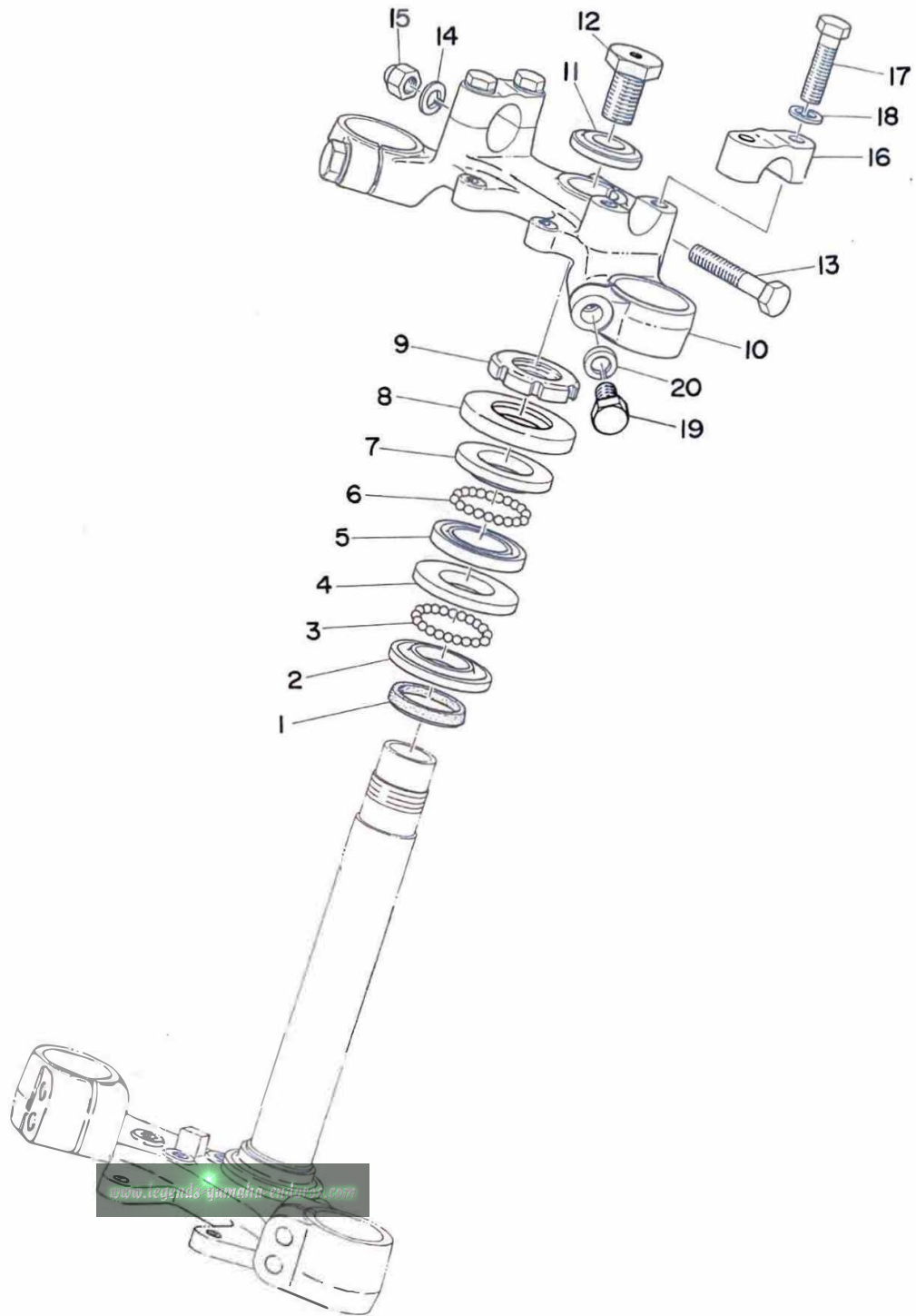
Fig. 18 FRONT FORK



# FRONT FORK

Ref. No.	Parts No.	Description	Q'ty	Applicable Machine No.	Remarks
18-28	214-23158-00	. PACKING .....	2		
18-29	437-23121-00-20	COVER, upper left .....	1		Crystal Silver
18-30	437-23131-00-20	COVER, upper right .....	1		Crystal Silver

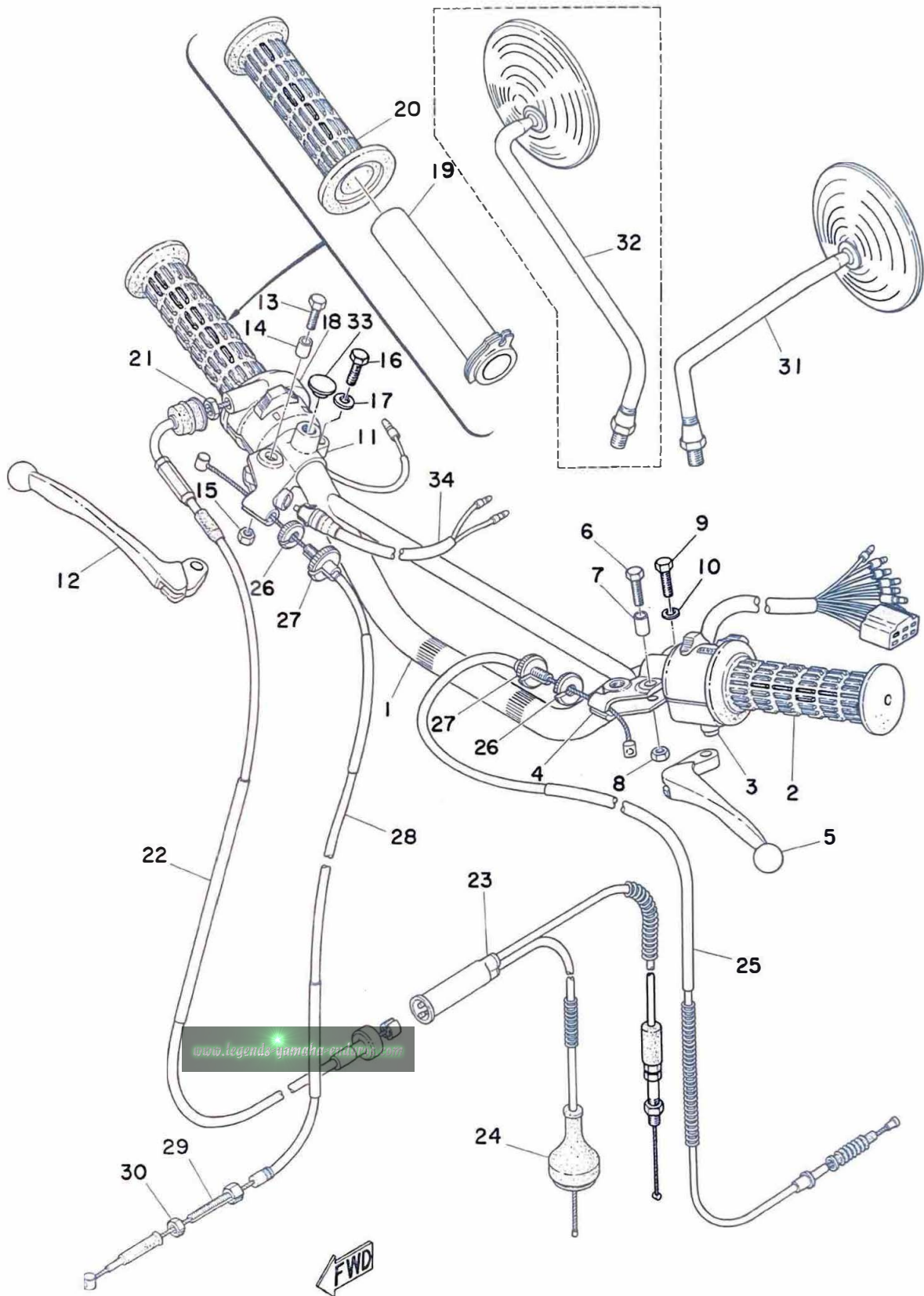
Fig. 19 STEERING



# STEERING

Ref. No.	Parts No.	Description	Q'ty	Applicable Machine No.	Remarks
19- 1	164-23462-00	SEAL, dust .....	1		
19- 2	156-23411-00	RACE, ball 1 .....	1		
19- 3	93501-04011	BALL (1/4 inch) .....	19		
19- 4	156-23412-00	RASE, ball 2 .....	1		
19- 5	122-23411-00	RASE, ball 1 .....	1		
19- 6	93503-16010	BALL (3/16 inch) .....	22		
19- 7	122-23412-00	RASE, ball 2 .....	1		
19- 8	122-23416-00	COVER, ball race .....	1		
19- 9	137-23454-00	NUT, fitting .....	1		
19-10	248-23435-03-33	CROWN, handle .....	1		Yamaha Black
19-11	214-23443-00	WASHER, crown .....	1		
19-12	214-23451-10	BOLT, steering fitting .....	1		
19-13	97104-08045	BOLT .....	1		
19-14	92901-08100	WASHER, spring .....	1		
19-15	98803-08700	NUT, crown .....	1		
19-16	315-23441-00-33	HOLDER, handle upper .....	2		Yamaha Black
19-17	97104-08035	BOLT .....	4		
19-18	92901-08100	WASHER, spring .....	4		
19-19	91204-10030	BOLT .....	2		
19-20	92901-10100	WASHER, spring .....	2		

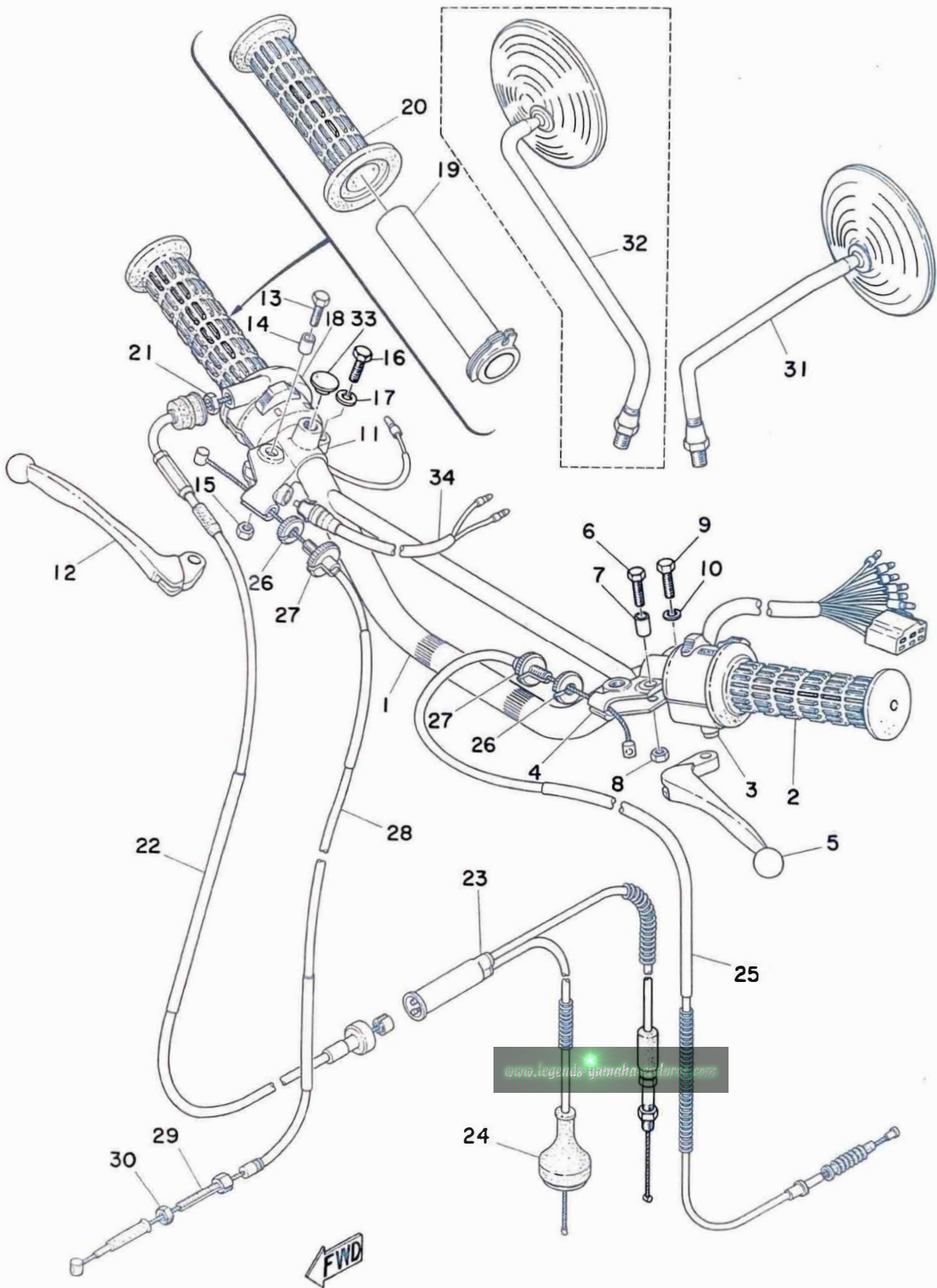
Fig. 20 HANDLE · WIRE



# HANDLE · WIRE

Ref. No.	Parts No.	Description	Q'ty	Applicable Machine No.	Remarks
20- 1	248-26111-01	HANDLE .....	1		
20- 2	214-26241-00	GRIP, left .....	1		
20- 3	437-83972-62	SWITCH, handle 4 .....	1		
20- 0-1	360-82910-00	LEVER HOLDER ASS'Y, left ....	1		
20- 4	341-82911-00	. HOLDER, lever left .....	1		
20- 5	214-83912-00	. LEVER, left .....	1		
20- 6	91203-06020	. BOLT .....	1		
20- 7	214-83913-00	. COLLAR, lever .....	1		
20- 8	98801-06300	. NUT .....	1		
20- 9	91203-06020	. BOLT .....	1		
20-10	92901-06100	. WASHER, spring .....	1		
20- 0-2	361-82920-91	LEVER HOLDER ASS'Y, right ...	1		
20-11	361-82921-31	. HOLDER, lever right .....	1		
20-12	233-83922-30	. LEVER, right .....	1		
20-13	91203-06020	. BOLT .....	1		
20-14	214-83913-00	. COLLAR, lever .....	1		
20-15	<del>98801-06300</del> 901-79060-34	. NUT .....	1		
20-16	91203-06020	. BOLT .....	1		
20-17	92901-06100	. WASHER, spring .....	1		
20-18	437-83976-01	SWITCH, handle 1 .....	1		
20-19	434-26243-10	TUBE, guide .....	1		
20-20	214-26242-00	GRIP, right .....	1		
20-21	169-26251-00	NUT, adjusting .....	1		
20-22	<del>437-26311-01-02</del> 443-26311-00-00	WIRE, throttle 1 .....	1		
20-23	437-26312-01	WIRE, throttle 2 .....	1		
20-24	437-26329-00	. CAP, rubber .....	1		
20-25	<del>437-26335-00</del> 443-26335-00	WIRE, clutch .....	1		
20-26	168-26344-00	NUT, wire adjusting .....	2		

Fig. 20 HANDLE · WIRE



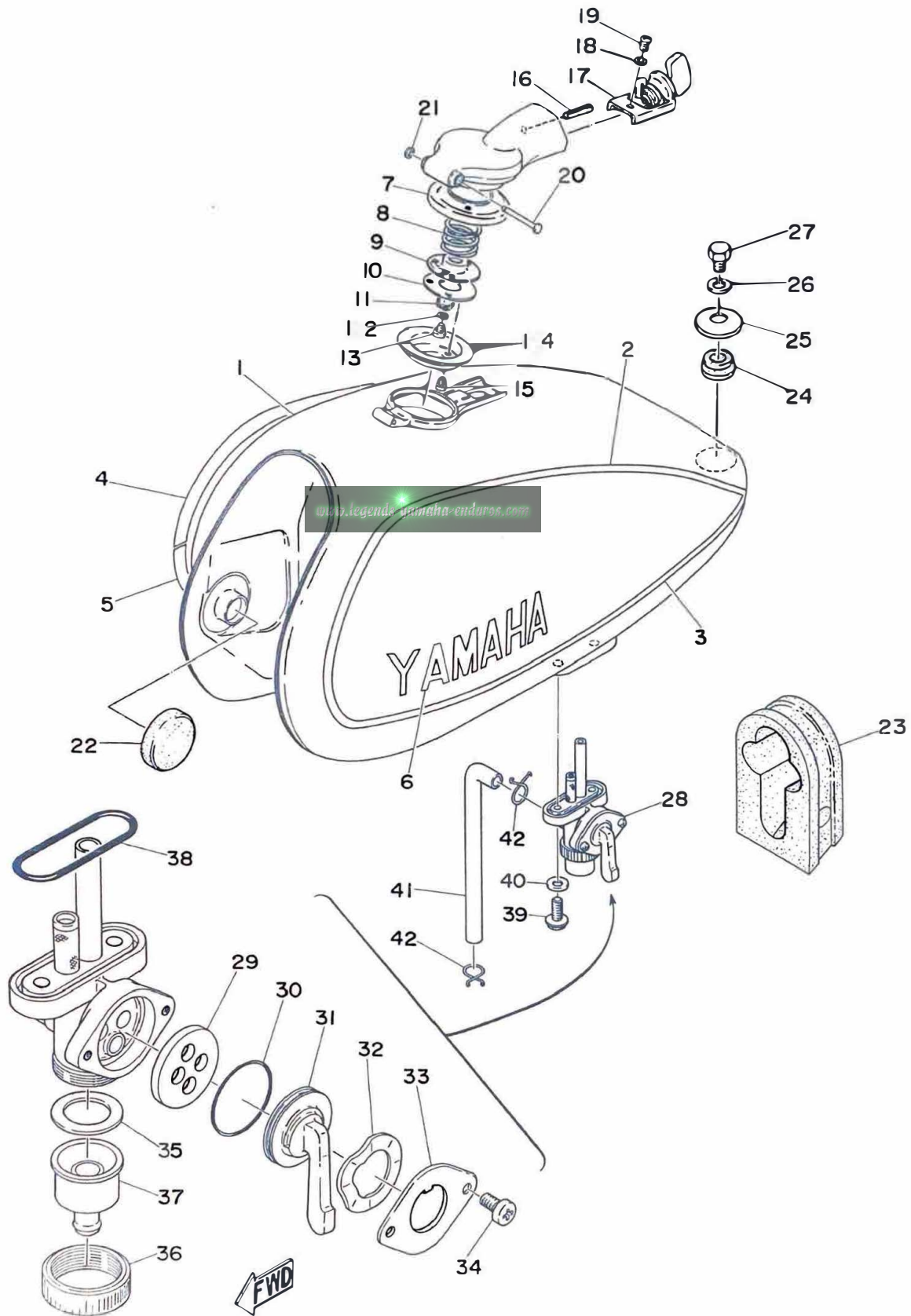


# HANDLE · WIRE

Ref. No.	Parts No.	Description	Q'ty	Applicable Machine No.	Remarks
20-27	214-26337-01	BOLT, wire adjusting	2		
20-28	437-26341-00	WIRE, brake	1		
20-29	326-26345-00	BOLT, wire adjusting	1		
20-30	109-26344-00	NUT, wire adjusting	1		
20-31	341-26290-10	BACK MIRROR ASS'Y, left	1		
20-32	341-26290-01	BACK MIRROR ASS'Y, right	1		Alternate Parts
20-33	341-26329-00	PLUG, blind	1		
20-34	361-83980-30	FRONT STOP SWITCH ASS'Y	1		

[www.legends-yamaha-enduros.com](http://www.legends-yamaha-enduros.com)

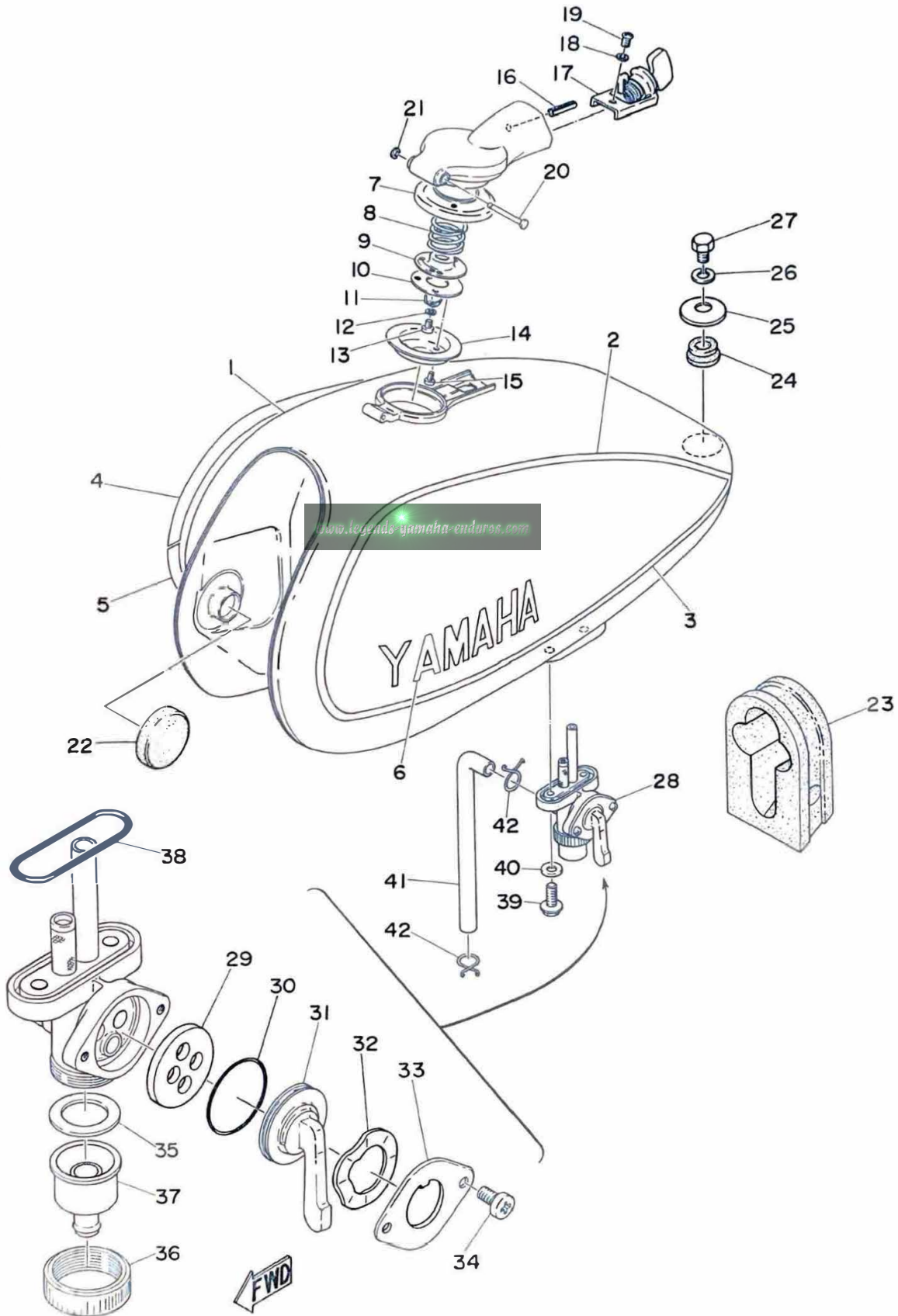
Fig. 21 FUEL TANK



# FUEL TANK

Ref. No.	Parts No.	Description	Q'ty	Applicable Machine No.	Remarks
21- 1	437-24110-00-01	FUEL TANK COMP. ....	1		Desert Gold
21- 2	437-24244-00	. GRAPHIC, fuel tank upper left ..	1		
21- 3	437-24246-00	. GRAPHIC, fuel tank under left ..	1		
21- 4	437-24245-00	. GRAPHIC, fuel tank upper right	1		
21- 5	437-24247-00	. GRAPHIC, fuel tank under right	1		
21- 6	322-24161-00	. EMBLEM, fuel tank .....	2		
21- 0-1	437-24653-00	CAP ASS'Y .....	1		
21- 7	437-24612-00	. PACKING, cap .....	1		
21- 8	437-24621-00	. SPRING, cap .....	1		
21- 9	437-24616-00	. GASKET, plate 2 .....	1		
21-10	437-24683-00	. GASKET .....	1		
21-11	437-24639-00	. STOPPER, plate .....	1		
21-12	92901-04100	. WASHER, spring .....	1		
21-13	98501-04006	. SCREW, panhead .....	1		
21-14	437-24615-00	. GASKET, plate 1 .....	1		
21-15	98501-03006	. SCREW, panhead .....	3		
21-16	91609-40018	. PIN, spring .....	1		
21-17	437-24602-00	KEY COMP. ....	1		
21-18	92901-05100	WASHER, spring .....	1		
21-19	98501-05008 <sup>38</sup>	SCREW, panhead .....	1		
21-20	308-24623-00	PIN 1 .....	1		
21-21	93430-02001	CIRCLIP (E-2) .....	1		
21-22	156-24181-00	DAMPER, locating .....	2		
21-23	401-24183-00	DAMPER, fuel tank .....	1		
21-24	322-24182-00	DAMPER, fuel tank .....	1		
21-25	341-83348-00	WASHER, special 2 .....	1		
21-26	92901-08100	WASHER, spring .....	1		
21-27	97201-08015	BOLT .....	1		

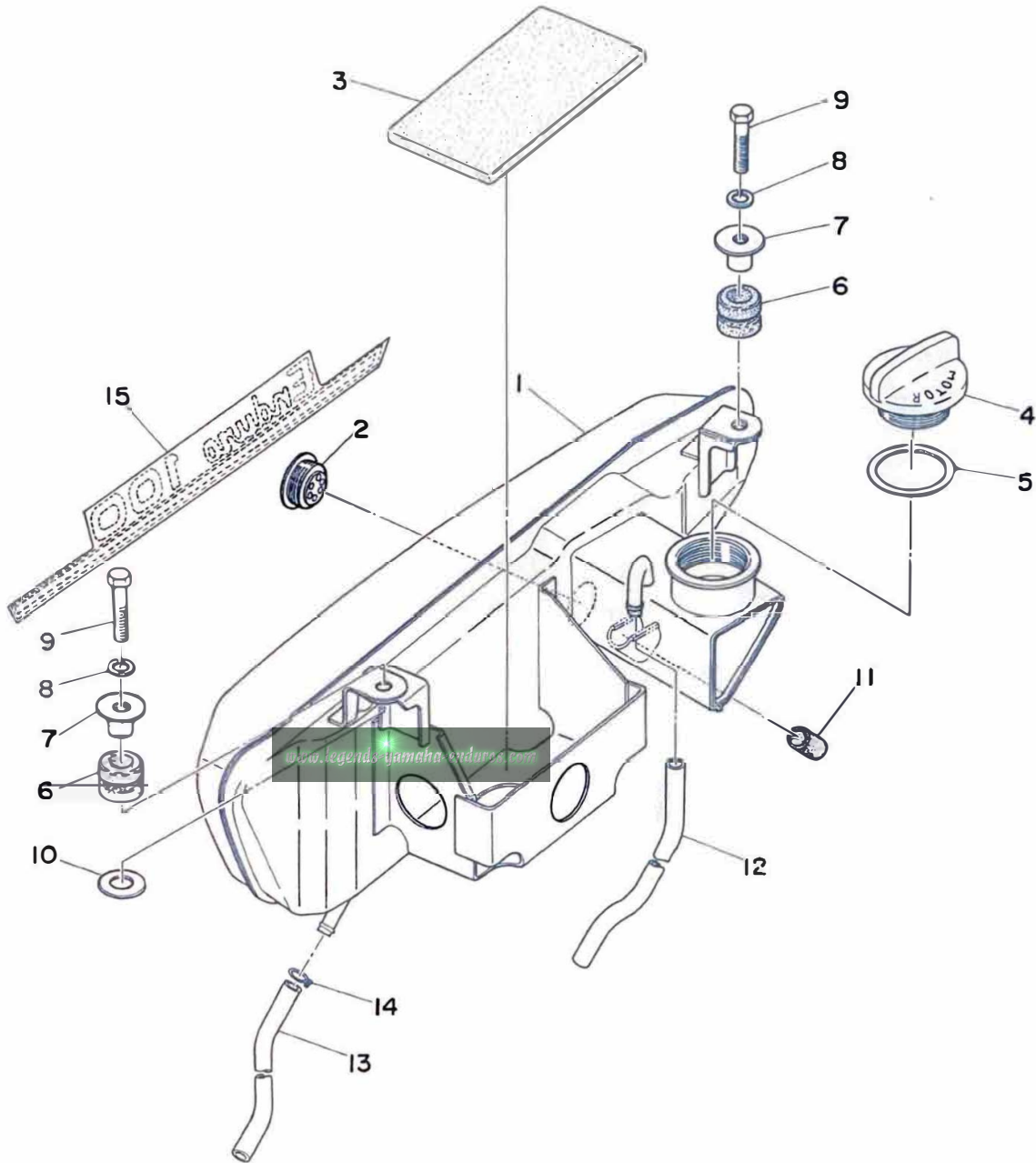
Fig. 21 FUEL TANK



# FUEL TANK

Ref. No.	Parts No.	Description	Q'ty	Applicable Machine No.	Remarks
21-28	438-24500-00	FUEL COCK ASS'Y .....	1		
21-29	214-24523-00	. VALVE .....	1		
21-30	214-24513-00	. O-RING .....	1		
21-31	214-24524-01	. LEVER, cock .....	1		
21-32	214-24518-00	. WASHER, wave .....	1		
21-33	214-24525-00	. PLATE, lever fitting .....	1		
21-34	214-24535-00	. SCREW, lever fitting .....	2		
21-35	214-24522-00	. GASKET, filter .....	1		
21-36	438-24531-00	. NUT, ring .....	1		
21-37	438-24521-00	. CUP, filter .....	1		
21-38	214-24512-00	. O-RING .....	1		
21-39	256-24143-00	BOLT, cock connecting .....	2		
21-40	178-14766-00	WASHER, protector .....	2		
21-41	214-24311-00	PIPE, fuel (7-190) .....	1		
21-42	101-24356-00	CLIP, pipe .....	2		

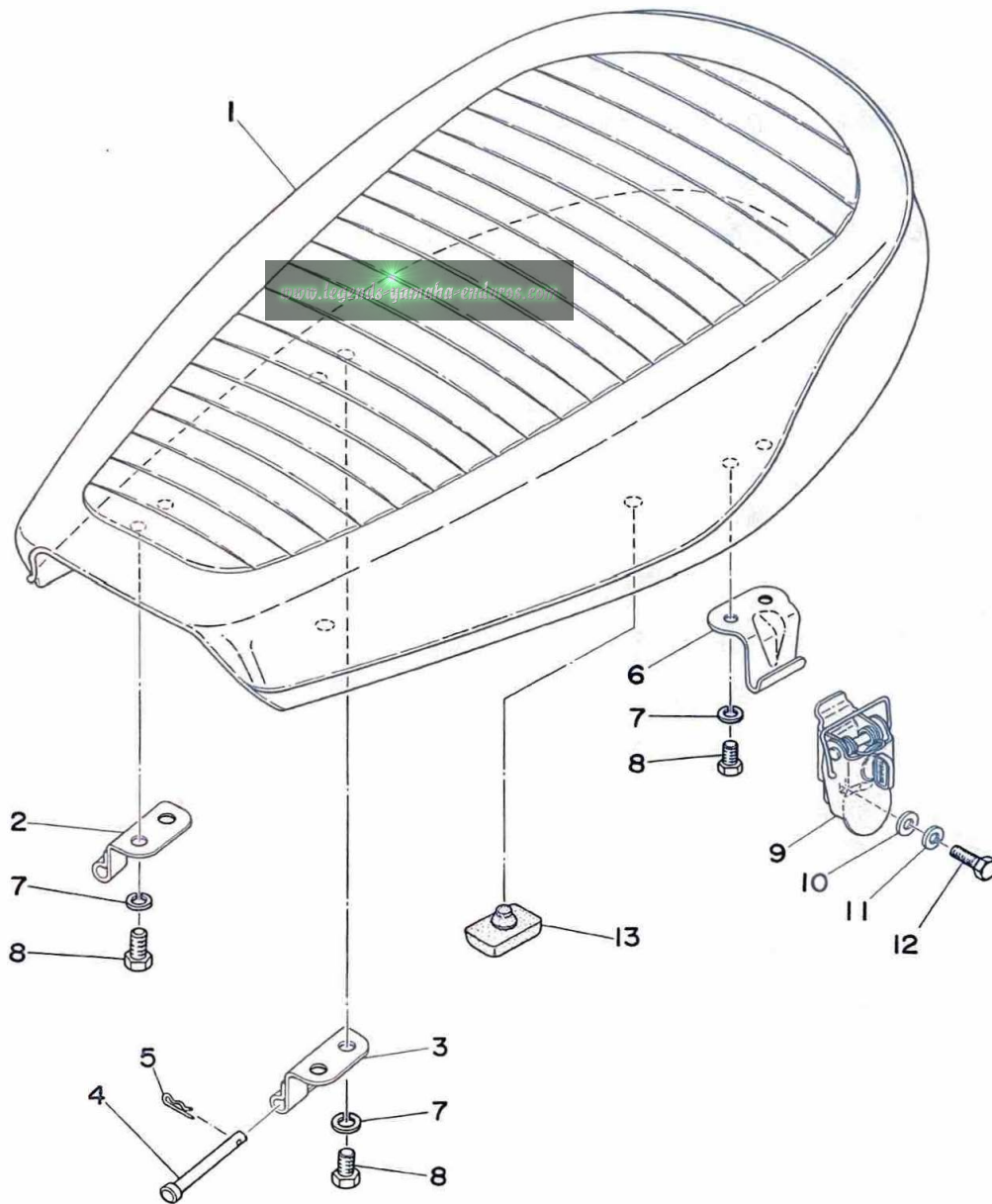
Fig. 22 OIL TANK



# OIL TANK

Ref. No.	Parts No.	Description	Q'ty	Applicable Machine No.	Remarks
22- 1	437-21705-00-N4	OIL TANK COMP. ....	1		Desert Gold
22- 2	360-21761-00	. GAUGE, level .....	1		
22- 3	437-21732-00	. SEAL .....	1		
22- 4	214-21771-00	CAP, oil tank .....	1		
22- 5	214-21772-00	GASKET, cap (29-37-2) .....	1		
22- 6	214-21717-00	DAMPER, battery box .....	2		
22- 7	437-21633-00	COLLAR .....	2		
22- 8	92901-06100	WASHER, spring .....	2		
22- 9	90157-06029	SCREW, panhead special .....	2		
22-10	116-28324-00	WASHER, leg shield (6.5-20-1.6) .....	1		
22-11	214-21779-00	DAMPER, oil tank .....	1		
22-12	248-21745-00	PIPE, oil tank breather (4-350) ...	1		
22-13	174-21766-00	PIPE, oil (5-330) .....	1		
22-14	101-24356-00	CLIP, pipe .....	1		
22-15	437-21787-00	EMBLEM, enduro .....	1		

Fig. 23 SEAT

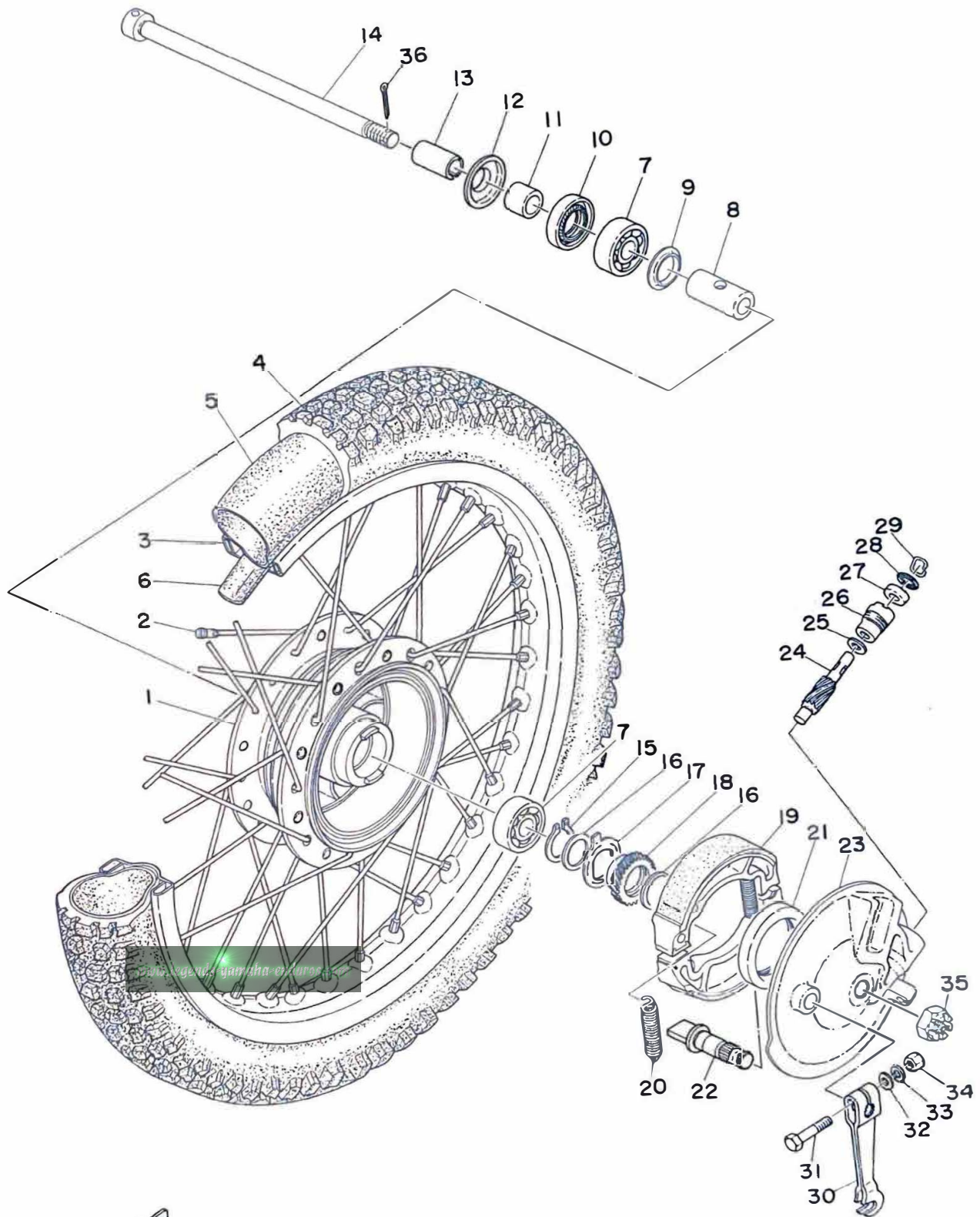




# SEAT

Ref. No.	Parts No.	Description	Q'ty	Applicable Machine No.	Remarks
23- 1	437-24710-01	SINGLE SEAT ASS'Y .....	1		
23- 0-1	437-24711-01	. COVER, single seat .....	1		
23- 2	248-24726-00	HINGE, seat .....	1		
23- 3	437-24726-00	HINGE, seat .....	1		
23- 4	90240-05001	PIN, clevis .....	2		
23- 5	156-83525-00	CLIP .....	2		
23- 6	214-24728-00	BRACKET, seat .....	1		
23- 7	92901-06100	WASHER, spring .....	6		
23- 8	91201-06012	BOLT .....	6		
23- 9	438-24705-00	SEAT BRACKET UNDER COMP.	1		
23-10	92901-06200	WASHER, plain .....	1		
23-11	92901-06100	WASHER, spring .....	1		
23-12	91201-06025	BOLT .....	1		
23-13	214-24724-00	DAMPER, seat .....	2		

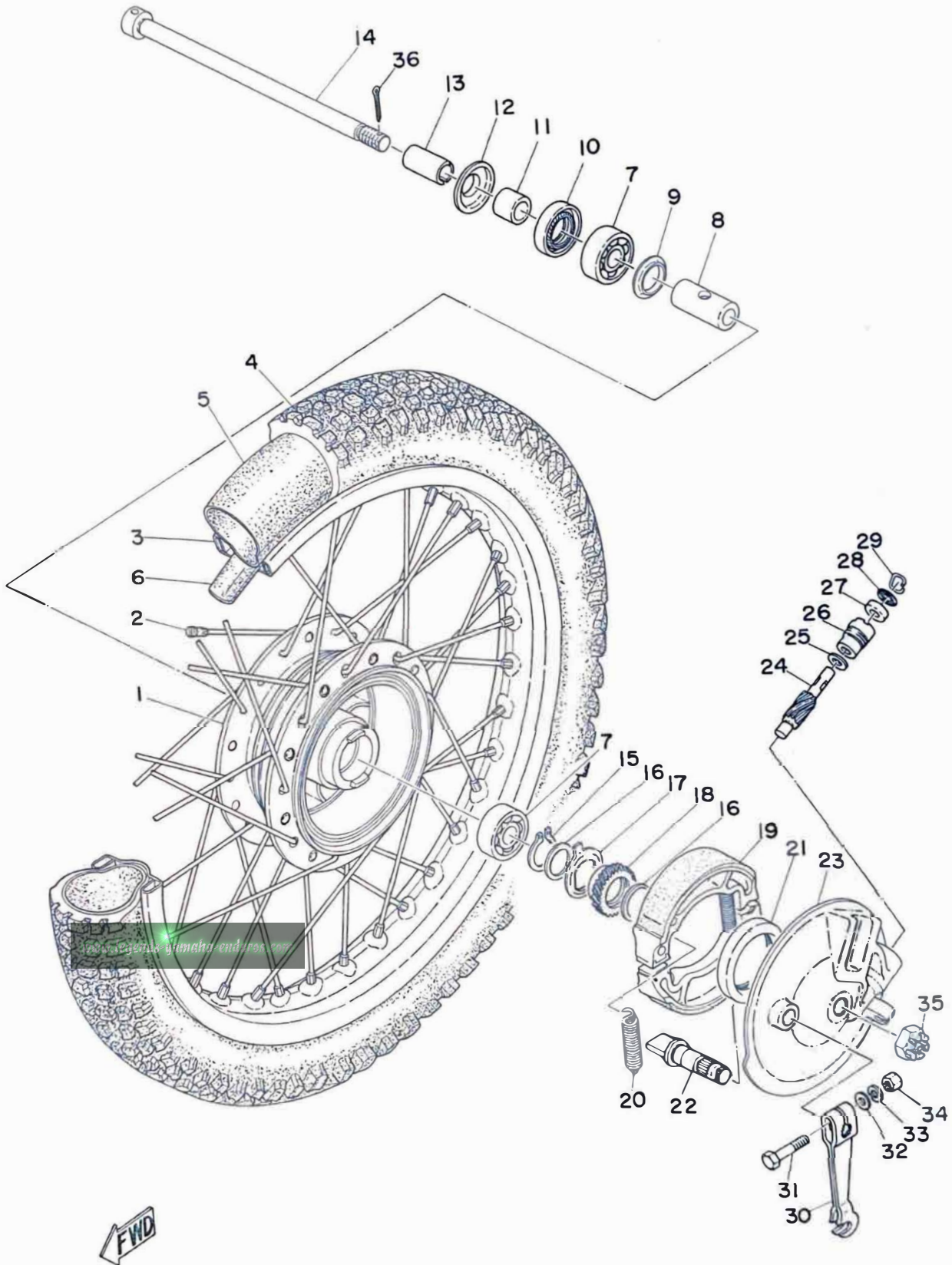
# Fig. 24 FRONT WHEEL



# FRONT WHEEL

Ref. No.	Parts No.	Description	Q'ty	Applicable Machine No.	Remarks
24- 1	248-25111-00-38	HUB .....	1		
24- 2	276-25104-10	SPOKE SET .....	1s		
24- 3	94414-19056	RIM (1.40-19) .....	1		
24- 4	94127-19093	TIRE (2.75-19-4PR) .....	1		
24- 5	94227-19037	TUBE (2.75-19) .....	1		
24- 6	94327-19029	BAND, rim (2.75-19) .....	1		
24- 7	93306-30103	BEARING (6303Z) .....	2		
24- 8	183-25117-00	SPACER, bearing .....	1		
24- 9	109-25315-00	FLANGE, spacer .....	1		
24-10	93102-18008	OIL SEAL (SD-18-37-8) .....	1		
24-11	183-25183-00	COLLAR, wheel shaft .....	1		
24-12	183-25118-00	COVER, hub dust .....	1		
24-13	251-25186-00	COLLAR .....	1		
24-14	427-25181-00	SHAFT, wheel .....	1		
24-15	93410-20009	CIRCLIP (S-20) .....	1		
24-16	183-25147-00	WASHER, thrust 2 (20.5-26-1.0)..	2		
24-17	183-25149-00	CLUTCH, meter .....	1		
24-18	301-25135-00	GEAR, drive .....	1		
24-19	326-25330-01	BRAKE SHOE COMP. ....	2		
24-20	102-25333-00	SPRING, return .....	2		
24-21	93105-47007	OIL SEAL (SDD-47-58-7) .....	1		
24-22	122-25351-01	CAMSHAFT .....	1		
24-23	248-25121-00	PLATE, brake shoe .....	1		
24-24	301-25138-00	GEAR, meter .....	1		
24-25	183-25146-00	WASHER, thrust 1 .....	1		
24-26	109-25136-00	BUSHING .....	1		
24-27	93104-07003	OIL SEAL (SO-7-14-4) .....	1		
24-28	93210-14104	O-RING (2.4-13.8) .....	1		

Fig. 24 FRONT WHEEL

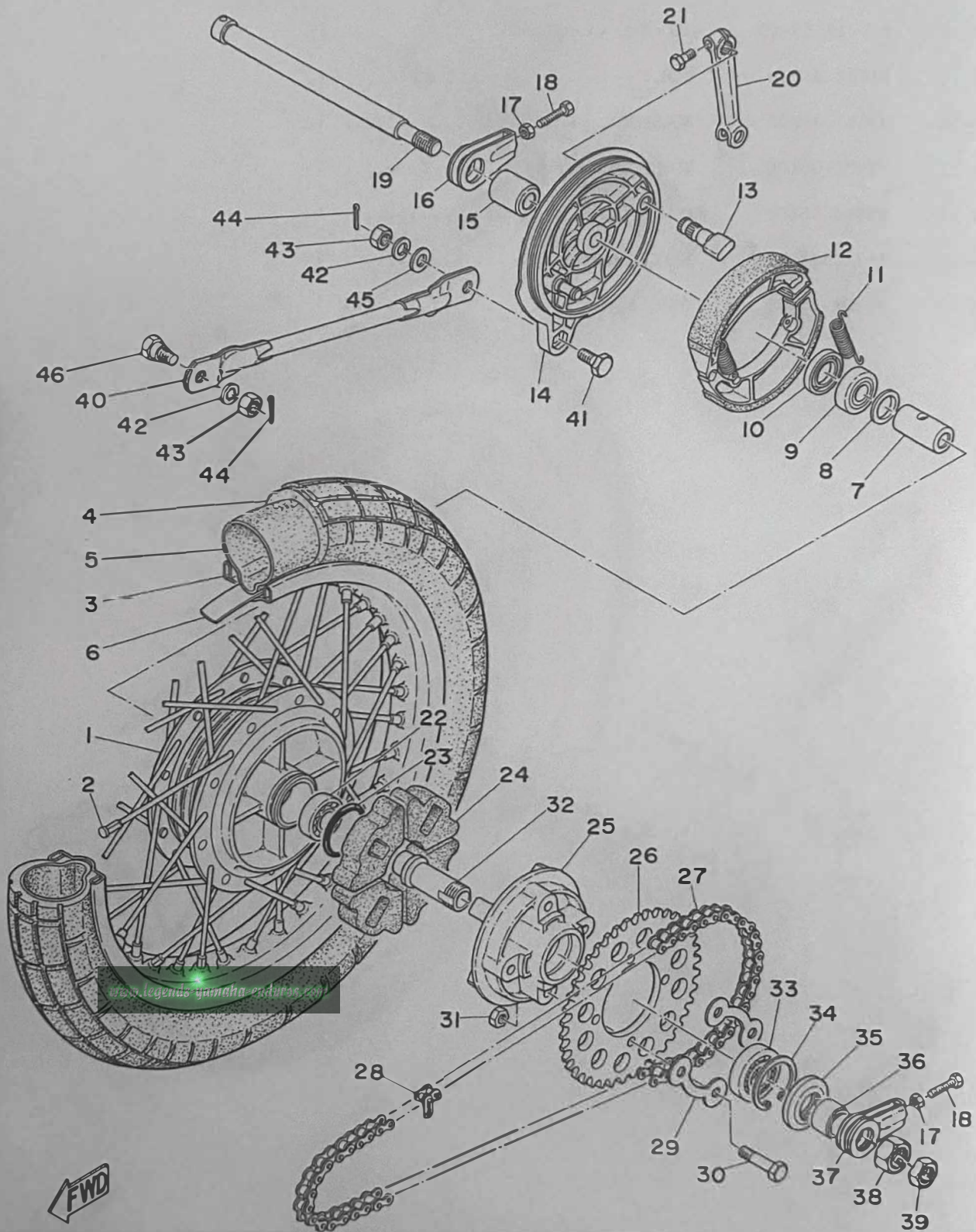


## FRONT WHEEL

Ref. No.	Parts No.	Description	Q'ty	Applicable Machine No.	Remarks
24-29	102-25137-00	RING, stop .....	1		
24-30	137-25155-00	LEVER, camshaft .....	1		
24-31	91202-06030	BOLT .....	1		
24-32	92901-06200	WASHER, plain .....	1		
24-33	92901-06100	WASHER, spring .....	1		
24-34	98802-06100	NUT .....	1		
24-35	367-25382-00	NUT, shaft .....	1		
24-36	91401-30075	PIN, cotter .....	1		

[www.legends.yamaha-enduro.com](http://www.legends.yamaha-enduro.com)

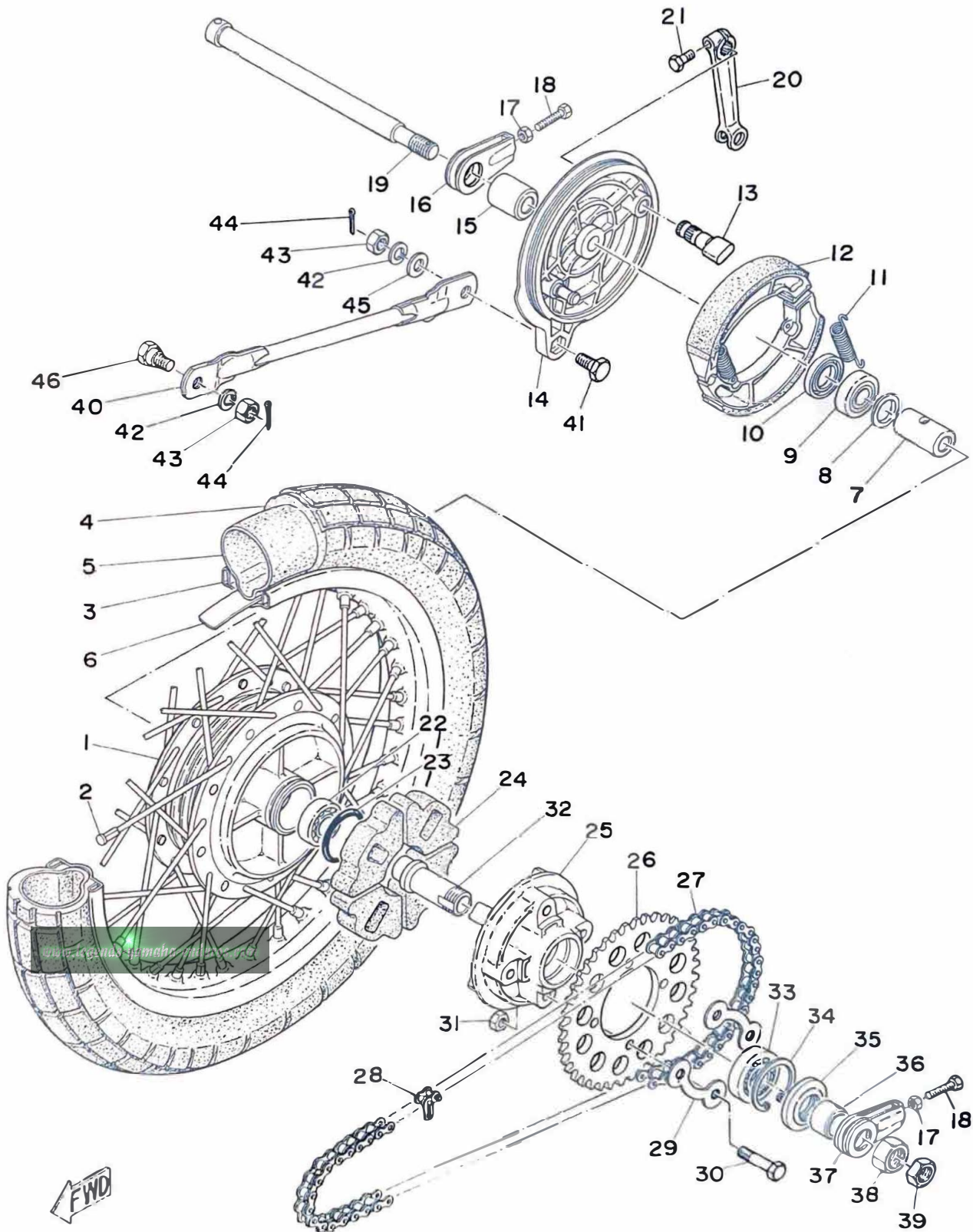
Fig. 25 REAR WHEEL



## REAR WHEEL

Ref. No.	Parts No.	Description	Q'ty	Applicable Machine No.	Remarks
25- 1	183-25311-00	HUB .....	1		
25- 2	183-25304-00	SPOKE SET .....	1s		
25- 3	94414-18007	RIM (1.40-18) .....	1		
25- 4	94130-18073	TIRE (3.00-18-4PR) .....	1		
25- 5	94230-18012	TUBE (3.00-18) .....	1		
25- 6	94330-18010	BAND, rim (3.00-18) .....	1		
25- 7	136-25317-00	SPACER, bearing .....	1		
25- 8	183-25315-00	FLANGE, spacer .....	1		
25- 9	93306-20201	BEARING (6201) .....	1		
25-10	93104-22018	OIL SEAL (SO-22-35-5) .....	1		
25-11	183-25333-00	SPRING, return .....	2		
25-12	183-25330-00	BRAKE SHOE COMP. ....	2		
25-13	248-25351-00	CAMSHAFT .....	1		
25-14	248-25321-00	PLATE, brake shoe .....	1		
25-15	183-25383-00	COLLAR, wheel shaft .....	1		
25-16	214-25388-00	PULLER, chain .....	1		
25-17	98801-08300	NUT .....	2		
25-18	168-25379-00	BOLT, chain puller .....	2		
25-19	382-25381-00	SHAFT, wheel .....	1		
25-20	214-25355-00	LEVER, camshaft .....	1		
25-21	91201-06020	BOLT .....	1		
25-22	93306-20204	BEARING (6201Z) .....	1		
25-23	93210-42101	O-RING (2.5-41.7) .....	1		
25-24	304-25364-00	DAMPER, clutch .....	4		
25-25	183-25366-01	CLUTCH, hub .....	1		

Fig. 25 REAR WHEEL

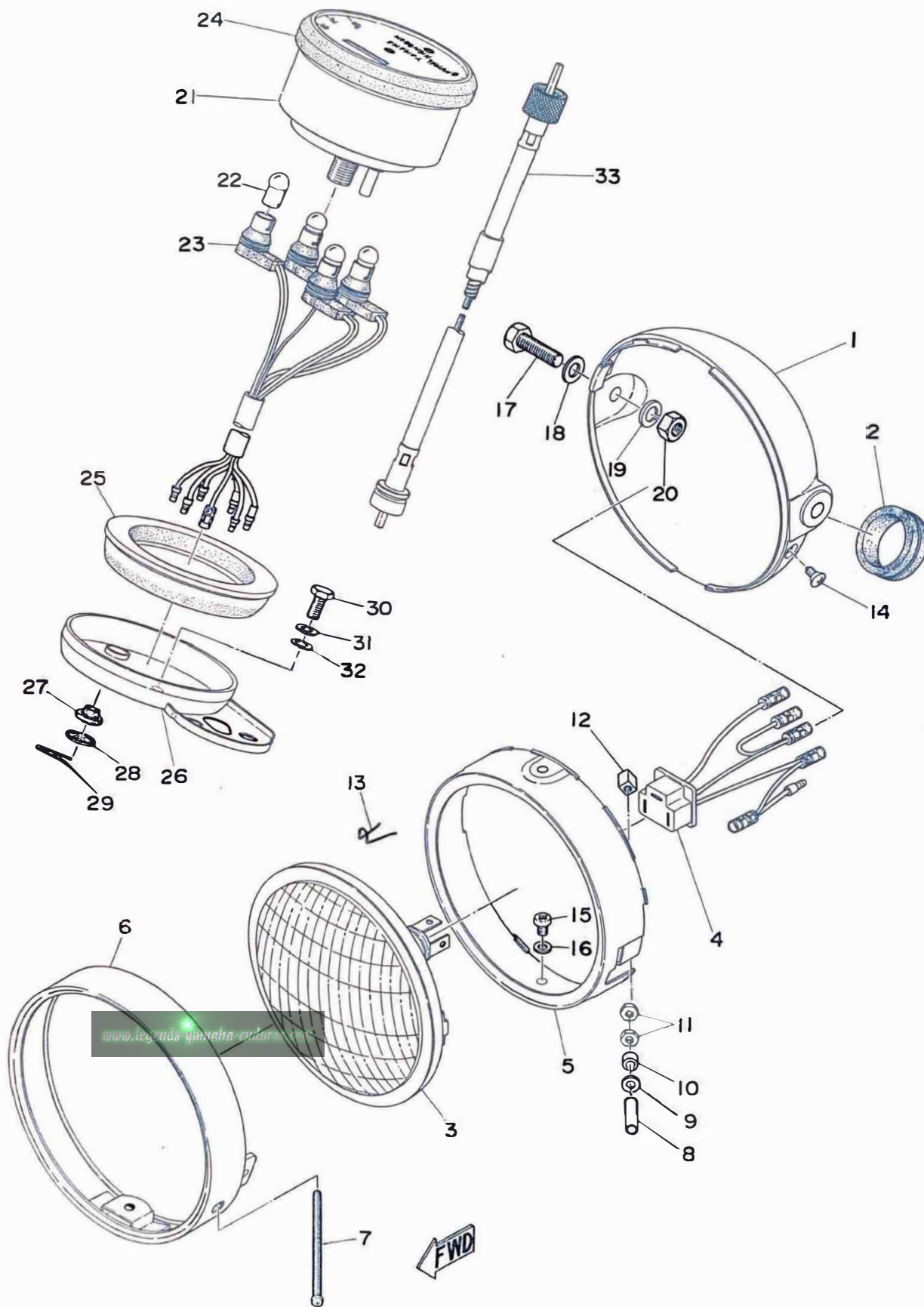




# REAR WHEEL

Ref. No.	Parts No.	Description	Q'ty	Applicable Machine No.	Remarks
25-26	276-25445-10	GEAR, sprocket wheel (45T) .....	} U.R 1		STD
	276-25449-10	GEAR, sprocket wheel (49T) .....			
	276-25452-10	GEAR, sprocket wheel (52T) .....			
	276-25455-10	GEAR, sprocket wheel (55T) .....			
25-27	94504-28108	CHAIN (DK428-108L) .....	1		
25-28	94604-28001	. JOINT, chain .....	1		
25-29	102-25412-00	WASHER, lock .....	2		
25-30	<del>207-25411-00</del> 90109080-57	BOLT, fitting .....	4		
25-31	98801-08200	NUT .....	4		
25-32	183-25387-00	SHAFT, sprocket .....	1		
25-33	93306-00406	BEARING (6004Z) .....	1		
25-34	93420-42007	CIRCLIP (R-42) .....	1		
25-35	93106-26005	OIL SEAL (DD-26-42-8) .....	1		
25-36	183-25386-00	COLLAR, sprocket shaft .....	1		
25-37	248-25388-00	PULLER, chain .....	1		
25-38	137-25385-00	NUT, sprocket shaft .....	1		
25-39	214-25182-01	NUT, shaft .....	1		
25-40	401-25371-00	BAR, tension .....	1		
25-41	109-25373-00	BOLT, tension bar .....	1		
25-42	92901-08100	WASHER, spring .....	2		
25-43	98801-08300	NUT .....	2		
25-44	91401-25012	PIN, cotter .....	2		
25-45	92901-08200	WASHER, plain .....	1		
25-46	183-25378-00	BOLT, tension bar .....	1		

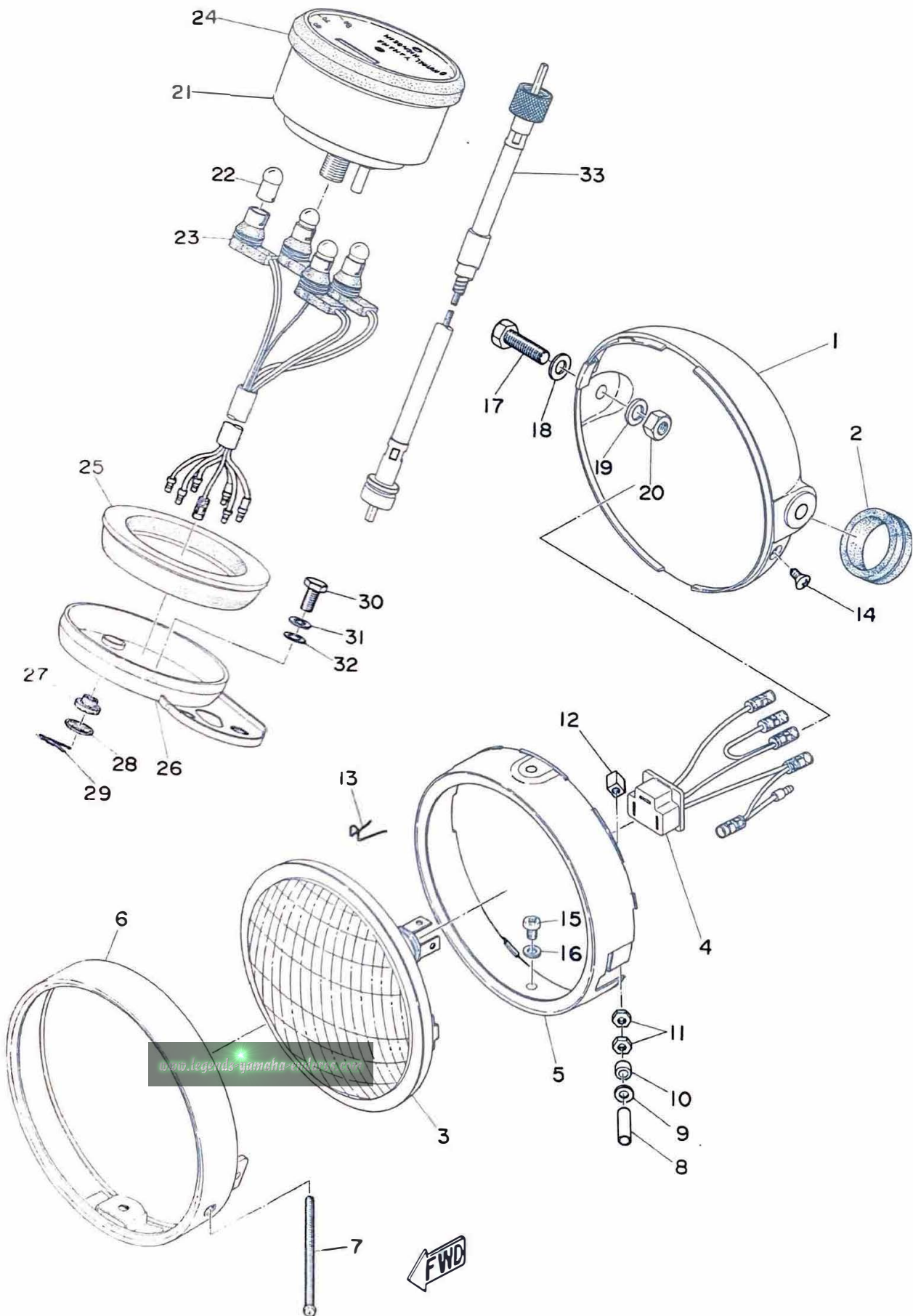
Fig. 26 HEAD LAMP · SPEEDOMETER



# HEAD LAMP · SPEEDOMETER

Ref. No.	Parts No.	Description	Q'ty	Applicable Machine No.	Remarks
26- 1	437-84130-61-20	BODY ASS'Y .....	1		Crystal Silver
26- 2	214-84153-60	. GROMMET .....	1		
<del>26- 0-1</del>	<del>437-84110-62</del>	<del>HEAD LAMP UNIT ASS'Y .....</del>	<del>1</del>		
26- 3	437-84120-62	. LENS ASS'Y .....	1		
26- 4	261-84312-61	. SOCKET, cord .....	1		
26- 5	437-84195-62	. RING, retaining .....	1		
26- 6	437-84115-62	. RIM, head lamp .....	1		
26- 7	214-84131-61	. SCREW, rim adjusting .....	1		
26- 8	438-84133-60	. SPACER .....	1		
26- 9	92901-04200	. WASHER, plain .....	1		
26-10	168-84328-60	. SPACER .....	1		
26-11	98801-04200	. NUT .....	2		
26-12	198-84334-60	. NUT, adjust .....	1		
26-13	148-84324-00	. SPRING, reflector set .....	3		
26-14	195-84325-00	. SCREW, rim fitting .....	1		
26-15	438-84194-60	. SCREW .....	2		
26-16	438-84192-60	. WASHER .....	2		
26-17	97204-08025	BOLT .....	2		
26-18	92901-08200	WASHER, plain .....	2		
26-19	92901-08100	WASHER, spring .....	2		
26-20	98801-08100	NUT .....	2		
26-21	437-83510-30	SPEEDOMETER ASS'Y .....	1		
26-22	122-83516-10	. BULB (6V-3W) .....	4		
26-23	437-83520-30	. SOCKET ASS'Y .....	1		
26-24	437-83513-00	. DAMPER, meter .....	1		
26-25	438-83592-00 <small>TRUCK DAMPER ?</small>	DAMPER .....	1		<i>2. No. ch. spec. Bulletin # M4048 Questioned 438-83526 spec. damage</i>
26-26	437-83519-00	BRACKET, meter .....	1		
26-27	437-83523-00	DAMPER .....	2		

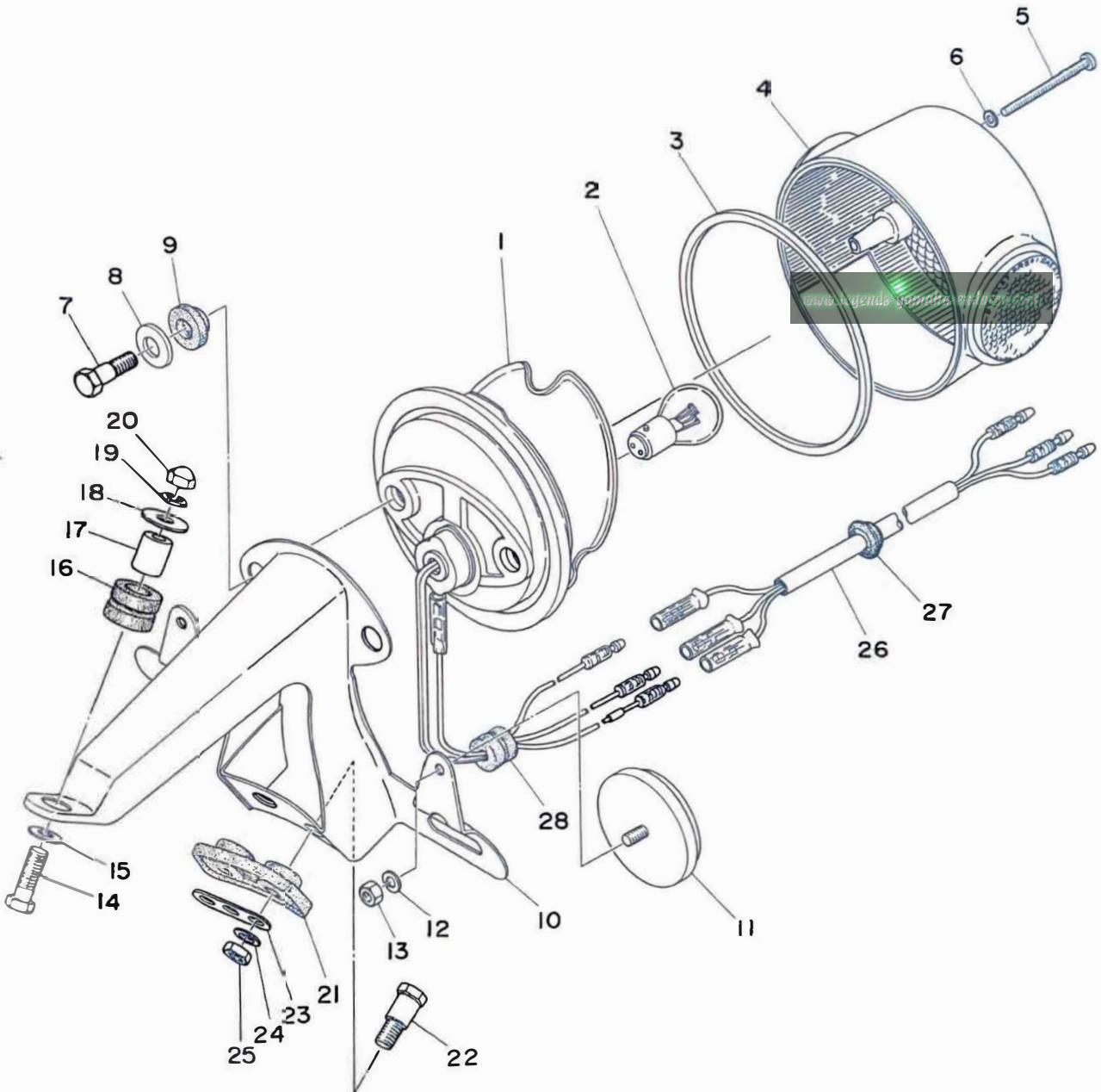
Fig. 26 HEAD LAMP · SPEEDOMETER



# HEAD LAMP · SPEEDOMETER

Ref. No.	Parts No.	Description	Q'ty	Applicable Machine No.	Remarks
26-28	437-83524-00	WASHER, special .....	2		
26-29	437-83525-00	CLIP .....	2		
26-30	91201-06015	BOLT .....	2		
26-31	92901-06100	WASHER, spring .....	2		
26-32	92901-06200	WASHER, plain .....	2		
26-33	437-83550-00	SPEEDOMETER CABLE ASS'Y ...	1		

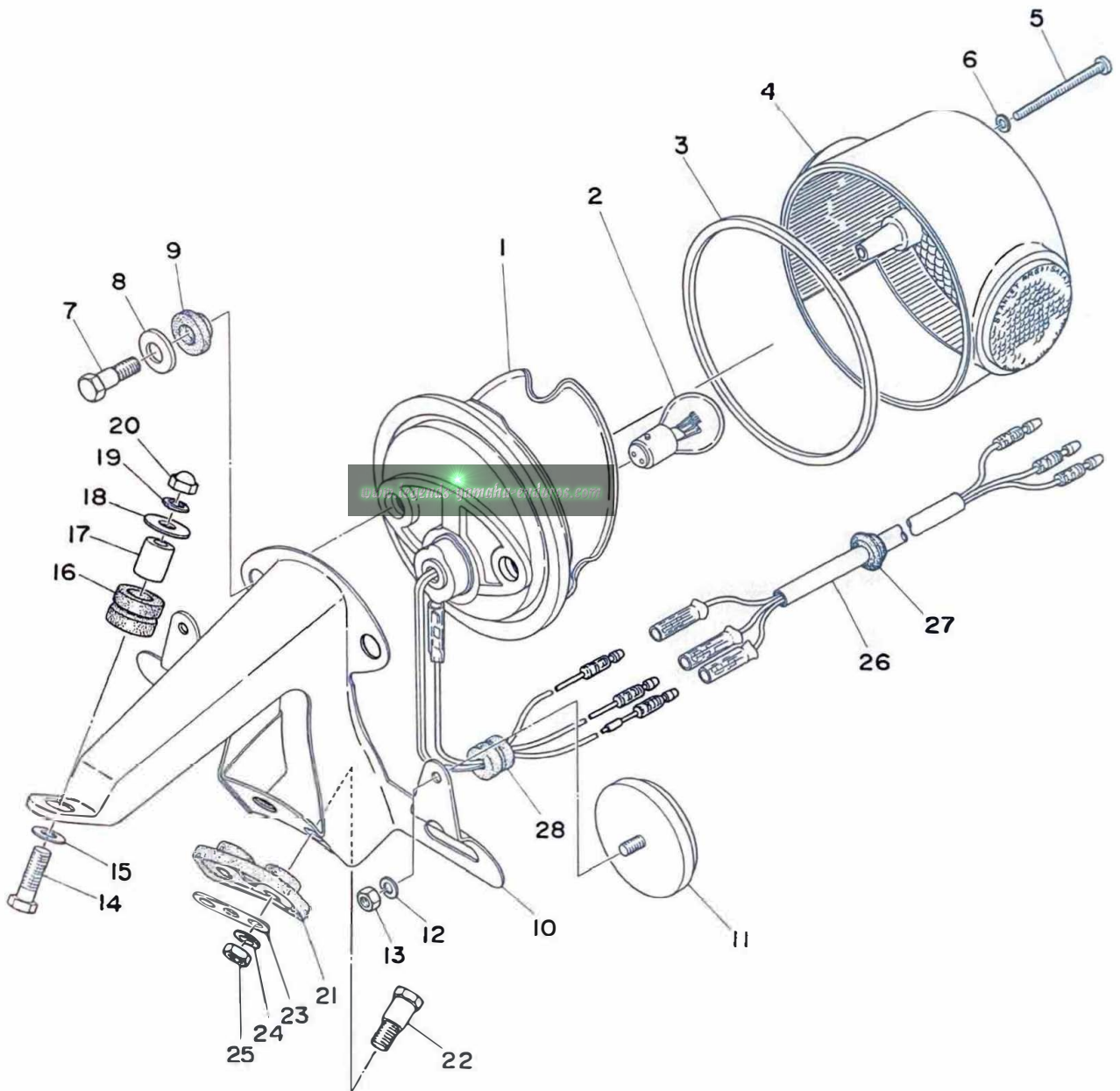
Fig. 27 TAIL LAMP



# TAIL LAMP

Ref. No.	Parts No.	Description	Q'ty	Applicable Machine No.	Remarks
27- 0-1	437-84510-60	TAIL LAMP UNIT ASS'Y .....	1		
27- 1	437-84511-60	. BASE, tail lamp .....	1		
27- 2	388-84514-60	. BULB (6V-32/3 CP) .....	1		
27- 3	275-84523-60	. GASKET, tail lens .....	1		
27- 4	341-84721-60	. LENS, tail lamp .....	1		
27- 5	341-84724-60	. SCREW, lens fitting .....	3		
27- 6	341-84722-60	. PACKING .....	3		
27- 7	275-84526-60	SCREW .....	2		
27- 8	275-84525-60	WASHER, special .....	2		
27- 9	275-84527-60	DAMPER .....	2		
27-10	437-84551-61-20	BRACKET, license .....	1		Crystal Silver
27-11	341-85111-60	REFLECTOR .....	2		
27-12	92903-05100	WASHER, spring .....	2		
27-13	98803-05100	NUT .....	2		
27-14	91203-06025	BOLT .....	1		
27-15	116-28324-00	WASHER, leg shield .....	1		
27-16	214-21717-00	DAMPER, battery box .....	1		
27-17	214-21633-00	COLLAR, fender mount .....	1		
27-18	102-28323-00	WASHER, leg shield .....	1		
27-19	92901-06100	WASHER, spring .....	1		
27-20	98801-06700	NUT, crown .....	1		
27-21	214-84553-01	DAMPER .....	1		
27-22	168-21738-00	BOLT .....	2		
27-23	214-84554-00	WASHER, special .....	1		
27-24	92901-06200	WASHER, plain .....	2		
27-25	98801-06100	NUT .....	2		
27-26	437-84517-00	CORD, tail lamp .....	1		

Fig. 27 TAIL LAMP



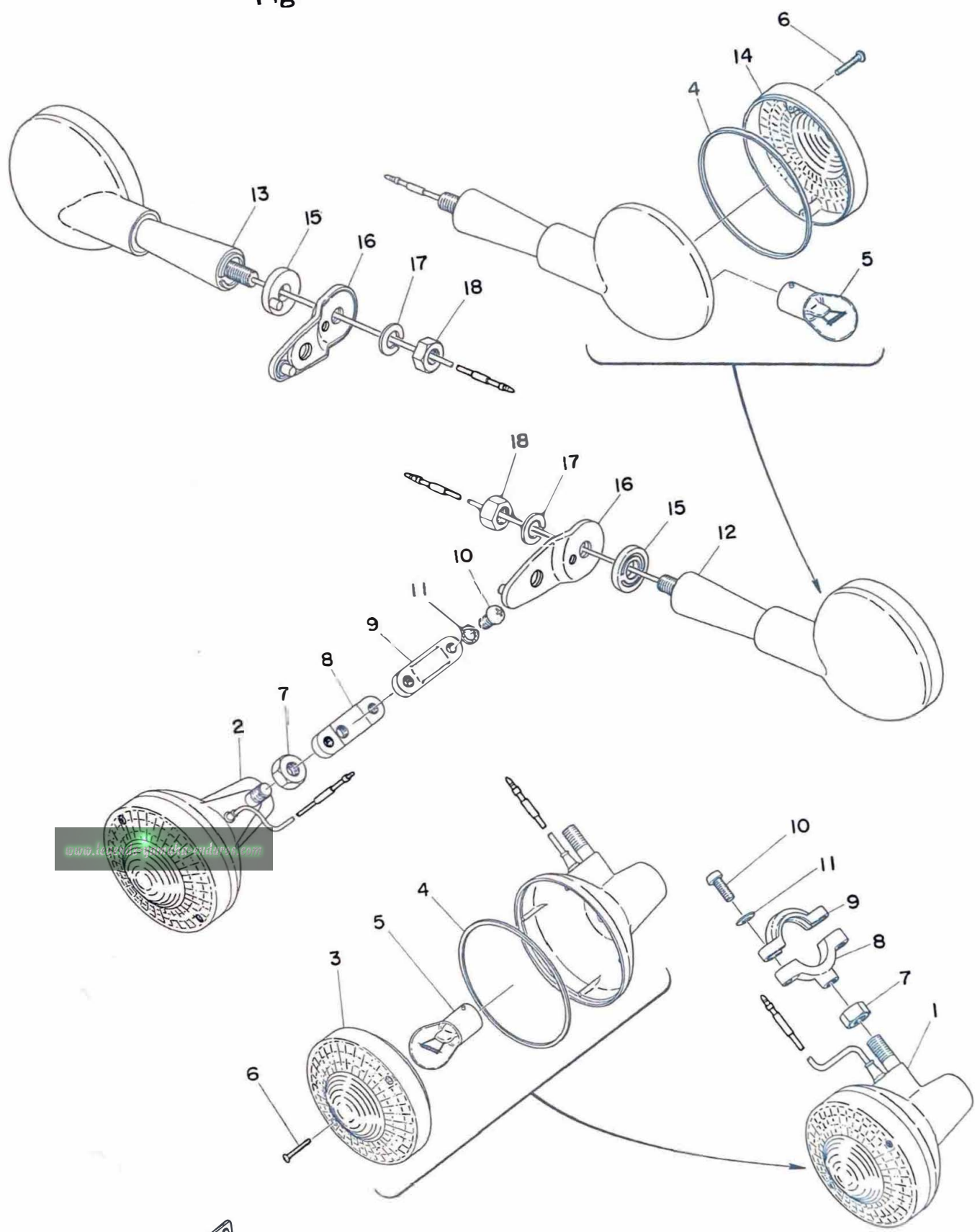


# TAIL LAMP

Ref. No.	Parts No.	Description	Q'ty	Applicable Machine No.	Remarks
27-27	152-84518-00	GROMMET, tail lamp .....	1		
27-28	90480-15061	GROMMET .....	1		

[www.registry.yamaha-entire.com](http://www.registry.yamaha-entire.com)

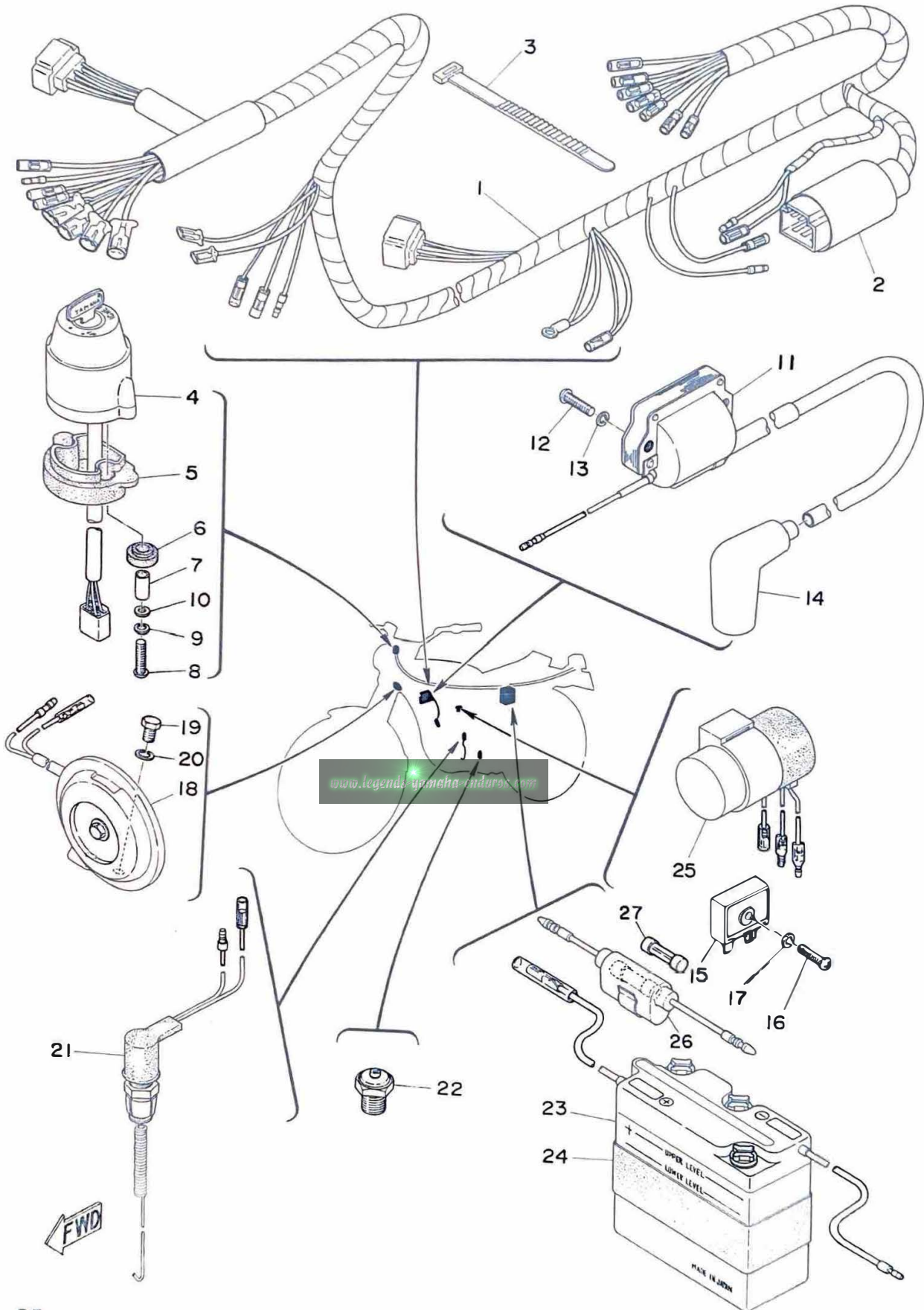
Fig. 28 FLASHER LAMP



# FLASHER LAMP

Ref. No.	Parts No.	Description	Q'ty	Applicable Machine No.	Remarks
28- 1	437-83310-62-93	FRONT FLASHER LAMP ASS'Y, left .....	1		
28- 2	437-83320-62-93	FRONT FLASHER LAMP ASS'Y, right .....	1		
28- 3	341-83312-70	. LENS, flasher .....	2		Amber
28- 4	341-83313-70	. PACKING, lens .....	4		
28- 5	115-83311-60	. BULB (6V-17W) .....	4		
28- 6	341-83333-70	. SCREW, lens fitting .....	8		
28- 7	98803-08100	NUT .....	2		
28- 8	437-83328-00	STAY, flasher 2 .....	2		
28- 9	275-83318-00	STAY, flasher 1 .....	2		
28-10	92503-06015	SCREW, panhead .....	4		
28-11	92901-06300	WASHER, tooth .....	4		
28-12	437-83330-60-93	REAR FLASHER LAMP ASS'Y, left .....	1		
28-13	437-83340-60-93	REAR FLASHER LAMP ASS'Y right .....	1		
28-14	341-83332-70	. LENS, flasher .....	2		Red
28-15	437-83326-00	COLLAR, flasher .....	2		
28-16	437-83367-01	STAY, flasher 3 .....	2		
28-17	92901-08100	WASHER, spring .....	2		
28-18	98803-08100	NUT .....	2		

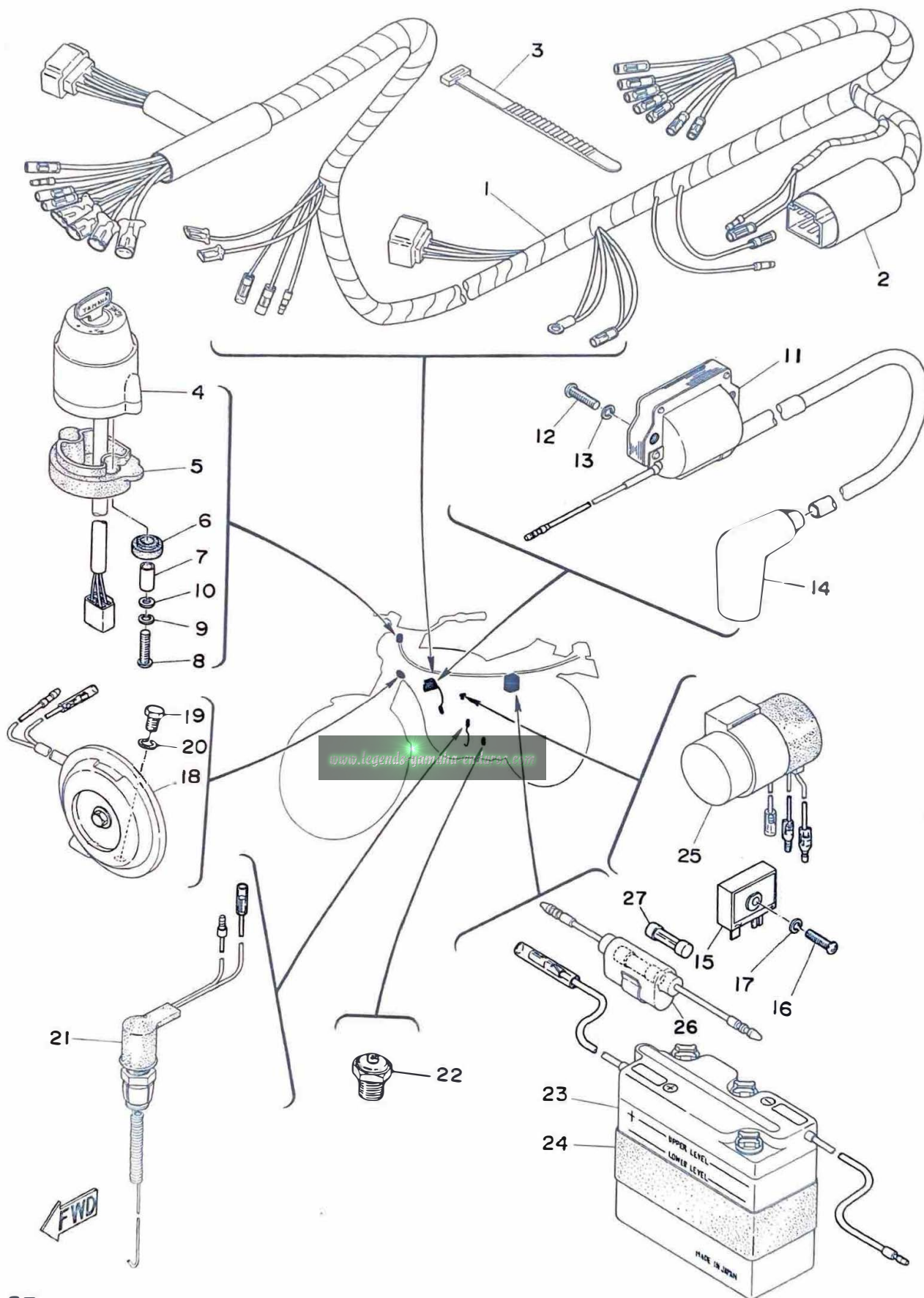
Fig. 29 ELECTRICAL



# ELECTRICAL

Ref. No.	Parts No.	Description	Q'ty	Applicable Machine No.	Remarks
29- 1	437-82590-22	WIRE HARNESS ASS'Y	1		
29- 2	307-82599-01	COVER, connector	21		
29- 3	437-83936-00	BAND, switch cord	2		
29- 4	437-82508-22	MAIN SWITCH ASS'Y	1		
29- 5	437-82555-00	DAMPER, main switch 1	1		
29- 6	437-82556-00	DAMPER, main switch 2	2		
29- 7	437-82516-00	COLLAR, main switch	2		
29- 8	98501-05025	SCREW, panhead	2		
29- 9	92901-05100	WASHER, spring	2		
29-10	92901-05200	WASHER, plain	2		
29-11	437-82310-40	IGNITION COIL ASS'Y	1		
29-12	92501-06020	SCREW, panhead	2		
29-13	92901-06100	WASHER, spring	2		
29-14	304-82370-20	PLUG CAP ASS'Y	1		
29-15	353-81970-20	RECTIFIER ASS'Y	} U.R. 1		
	353-81970-60	RECTIFIER ASS'Y			
29-16	98501-05018	SCREW, panhead	1		
29-17	92901-05100	WASHER, spring	1		
29-18	437-83371-12	HORN	1		
29-19	91201-06012	BOLT	2		
29-20	92901-06100	WASHER, spring	2		
29-21	437-82530-00	STOP SWITCH ASS'Y	1		
29-22	136-82540-00	NEUTRAL SWITCH ASS'Y	1		
29-23	<del>437-82110-10</del>	<del>BATTERY ASS'Y</del>	} U.R. 1		
	437-82110-20	BATTERY ASS'Y			
29-24	437-82124-01	BAND, battery	1		
29-25	438-83350-61	FLASHER RELAY ASS'Y	1		

Fig. 29 ELECTRICAL



# ELECTRICAL

Ref. No.	Parts No.	Description	Q'ty	Applicable Machine No.	Remarks
29-26	116-82150-00	FUSE HOLDER ASS'Y .....	1		
29-27	116-82151-00	. FUSE .....	1		

[www.legends.yamaha-enthusiast.com](http://www.legends.yamaha-enthusiast.com)

# NUMERICAL INDEX





# NUMERICAL INDEX

Ref No.	Parts No.	Ref No.	Parts No.	Ref No.	Parts No.
21-42	101-24356-00	26-22	122-83516-10	12-28	137-13167-00
22-14	101-24356-00	12- 1	126-13116-00	12- 4	137-13176-00
5-30	102-17463-00	10-28	127-14161-00	12-20	137-13187-00
5-29	102-17464-00	10- 4	127-14190-15	10-15	137-14133-00-33
12- 6	102-18138-00	10- 5	127-14195-00	10-21	137-14136-00
24-29	102-25137-00	3-10	131-11633-00	10-11	137-14143-28
24-20	102-25333-00	3-11	131-11634-00	10-11	137-14143-30
25-29	102-25412-00	10-33	132-14173-00	10-11	137-14143-32
27-15	102-28323-00	1- 9	132-15351-00	10- 7	137-14186-00
24-26	109-25136-00	1- 8	132-15353-00	6-10	137-15353-00
24- 9	109-25315-00	8- 4	132-15616-01	8- 2	137-15612-01
25-41	109-25373-00	8- 5	132-15617-00	4- 6	137-16324-00
20-30	109-26344-00	8- 3	132-15625-01	4- 9	137-16333-00
13-14	109-81328-10	5-23	132-15653-00-12	4-10	137-16337-01
13-15	110-81345-20	5-23	132-15653-00-14	4-11	137-16356-00
13-12	110-81346-20	4- 8	132-16351-00	4-12	137-16377-00
13- 8	110-81347-20	4- 2	132-16369-00	18- 9	137-23125-00
13- 4	110-81348-20	4- 5	132-16371-02	18-12	137-23145-00
28- 5	115-83311-60	5- 4	132-17216-00	18-10	137-23147-00
11-25	116-28324-00	5- 5	132-17414-00	18-14	137-23163-00
17- 4	116-28324-00	7- 2	132-18113-01	19- 9	137-23454-00
17-19	116-28324-00	7-14	<del>132-18123-00</del> 905-06090-04	24-30	137-25155-00
22-10	116-28324-00	7-15	132-18124-00	25-38	137-25385-00
27-18	116-28324-00	7-16	<del>132-18133-00</del> 901-49080-14	3-22	146-11545-00
13-11	116-81331-20	7-11	132-18137-00	18-19	146-23114-00
29-26	116-82150-00	6-20	132-18140-01	26-13	148-84324-00
29-27	116-82151-00	6-22	132-18143-00	4-20	150-25153-00
1-27	120-15371-00	6-21	132-18177-00	10-32	152-14138-00
2-19	120-15371-00	14-21	134-23484-10	10-31	152-14174-00-33
4-16	122-16164-00	3-15	136-11561-00-03	11- 8	152-14613-00
18-24	122-23119-01	3-15	136-11561-00-05	27-27	152-84518-00
18-26	122-23128-00	25- 7	136-25317-00	10-29	156-14135-00
18-25	122-23129-00	29-22	136-82540-00	8- 6	156-15618-01
19- 5	122-23411-00	12-17	137-13128-00	19- 2	156-23411-00
19- 7	122-23412-00	12-11	137-13137-00-10	19- 4	156-23412-00
19- 8	122-23416-00	12-12	137-13138-01	21-22	156-24181-00
24-22	122-25351-01	12-29	137-13165-00	16-23	156-27237-00

# NUMERICAL INDEX

Ref No.	Parts No.	Ref No.	Parts No.	Ref No.	Parts No.
23- 5	156-83525-00	24-11	183-25183-00	18-22	214-23318-00
3- 5	164-11681-00	25- 2	183-25304-00	19-11	214-23443-00
3- 7	164-11685-00	25- 1	183-25311-00	19-12	214-23451-10
10-19	164-14116-06	25- 8	183-25315-00	14-23	214-23483-00
10-20	164-14137-00	25-12	183-25330-00	14-19	214-23485-00
3-20	164-16119-00	25-11	183-25333-00	14-22	214-23488-00
4-13	164-16119-00	25-25	183-25366-01	21-41	214-24311-00
4-15	164-16181-00	25-46	183-25378-00	21-38	214-24512-00
5-19	164-17427-00-06	25-15	183-25383-00	21-30	214-24513-00
5-27	164-17462-00	25-36	183-25386-00	21-32	214-24518-00
6- 5	164-18561-00	25-32	183-25387-00	21-35	214-24522-00
19- 1	164-23462-00	10-24	193-14126-00	21-29	214-24523-00
17-10	168-21639-00	18-11	193-23150-40	21-31	214-24524-01
27-22	168-21738-00	26-14	195-84325-00	21-33	214-24525-00
25-18	168-25379-00	26-12	198-84334-60	21-34	214-24535-00
20-26	168-26344-00	16-24	206-27238-00	23-13	214-24724-00
26-10	168-84328-60	25-30	<del>207-25411-00</del> 901 09080-57	23- 6	214-24728-00
20-21	169-26251-00	1-25	214-11197-00	25-39	214-25182-01
10-16	174-14123-00-33	1-24	214-11198-01	25-20	214-25355-00
10-17	174-14134-00	12-27	214-13162-00	25-16	214-25388-00
5-28	174-17461-30	12-24	214-13164-00	20- 2	214-26241-00
5-28	174-17461-40	12-26	214-13164-00	20-20	214-26242-00
5-28	174-17461-50	10- 3	214-14147-00	20-27	214-26337-01
6- 3	174-18544-00	11-16	214-14766-00	16- 2	214-27316-00
6- 9	174-18558-00	6-19	214-15385-00	16- 9	214-27413-00
6-11	174-18578-00	4-26	214-16379-00	16-12	214-27417-00
22-13	174-21766-00	4-25	214-16389-00	16-11	214-27418-00
11-17	178-14766-00	6-16	214-18531-00	16- 8	214-27421-00
21-40	178-14766-00	27-16	214-21633-00	16-10	214-27426-00
16-22	180-27236-00	9-23	214-21717-00	20- 5	214-83912-00
10-37	183-14196-00	22- 6	214-21717-00	20- 7	214-83913-00
10-36	183-14197-01	27-17	214-21717-00	20-14	214-83913-00
24- 8	183-25117-00	9-22	214-21746-00	26- 7	214-84131-61
24-12	183-25118-00	22- 4	214-21771-00	26- 2	214-84153-60
24-25	183-25146-00	22- 5	214-21772-00	27-21	214-84553-01
24-16	183-25147-00	22-11	214-21779-00	27-23	214-84554-00
24-17	183-25149-00	18-28	214-23158-0	20-12	233-83922-30

# NUMERICAL INDEX

Ref No.	Parts No.	Ref No.	Parts No.	Ref No.	Parts No.
1-23	248-11171-01	26- 4	261-84312-61	2-20	304-15373-00
12-30	248-13174-00	12- 2	275-13175-00	18-16	304-23122-50
12- 7	248-13178-00	10-14	275-14122-00-33	25-24	304-25364-00
10-13	248-14166-00-33	18-23	275-23346-61	29-14	304-82370-20
8-11	248-15654-00	28- 9	275-83318-00	1-20	305-11181-00
5-18	248-17211-00	27- 3	275-84523-60	10-10	305-14567-00-33
5-17	248-17241-00	27- 8	275-84525-60	8-10	305-15641-00
7-17	248-18134-00	27- 7	275-84526-60	15-10	305-22210-20
7-18	248-18139-00	27- 9	275-84527-60	29- 2	307-82599-01
6-18	248-18511-01	1-18	276-11351-00	21-20	308-24623-00
6-13	248-18512-01	1-17	276-11361-00	9- 7	314-13621-01
6-17	248-18513-01	10-22	276-14131-00	8- 9	315-15687-00
6-12	248-18531-00	3-18	276-16136-00	5-13	315-17421-01
22-12	248-21745-00	4- 4	276-16154-00	19-16	315-23441-00-33
15-16	248-22318-00-33	24- 2	276-25104-10	17- 5	322-21541-00
18-20	248-23111-01	25-26	276-25445-10	17- 6	322-21544-00
18-18	248-23115-00	25-26	276-25449-10	21- 6	322-24161-00
18-17	248-23118-00	25-26	276-25452-10	21-24	322-24182-00
18-13	248-23144-00	25-26	276-25455-10	16-14	322-27416-01
18- 4	248-23152-00	1-22	278-11175-00	24-19	326-25330-01
18- 8	248-23166-00	72-22	278-13169-00	20-29	326-26345-00
18- 3	248-23170-01	6-15	278-18552-00	1-33	328-15316-00
19-10	248-23435-03-33	16- 3	278-27317-00	3- 1	336-11400-01
23- 2	248-24726-00	13-10	296-81325-20	3- 2	336-11412-01
24- 1	248-25111-00-38	24-18	301-25135-00	3- 3	336-11422-01
24-23	248-25121-00	24-24	301-25138-00	3-19	336-16111-00
25-14	248-25321-00	3- 4	304-11651-01	14-20	341-23408-01
25-13	248-25351-00	10-18	304-14112-15	20-32	341-26290-01
25-37	248-25388-00	10-30	304-14171-00	20-31	341-26290-10
20- 1	248-26111-01	10- 8	304-14184-00	20-33	341-26329-00
16-19	248-27228-00	10- 6	304-14185-00	14-27	341-26397-01
16- 1	248-27311-01	10-12	304-14198-00	20- 4	341-82911-00
24-13	251-25186-00	10-34	304-14261-00	28- 3	341-83312-70
4-14	254-21631-00	9-12	304-14455-00	28- 4	341-83313-70
21-39	256-24143-00	9-11	304-14455-70	28-14	341-83332-70
8-18	257-15668-00	1-14	304-15128-00	28- 6	341-83333-70
10- 1	260-14142-25	1-28	304-15373-00	71-25	341-83348-00

# NUMERICAL INDEX

Ref No.	Parts No.	Ref No.	Parts No.	Ref No.	Parts No.
27- 4	341-84721-60	8-14	401-51665-00	5- 6	427-17131-00
27- 6	341-84722-60	8-15	401-51666-00	5-14	427-17221-00
27- 5	341-84724-60	8-13	401-15676-00	5-16	427-17231-00
14-24	341-85111-00	4- 7	401-16321-00	24-14	427-25181-00
27-11	341-85111-60	4-19	401-16345-00	1-34	434-11161-00
9- 2	345-13610-70	4-18	401-16382-02	20-19	434-26243-10
9- 3	345-13613-70	7-13	401-18101-00	1-21	437-11111-00
9- 4	345-13616-70	7- 1	401-18111-00-93	1-19	437-11311-00
3-26	353-11546-00	7- 7	401-18151-00	3-12	437-11610-00
3-21	353-16144-00	7- 9	401-18152-00	3-12	437-11610-10
13- 6	353-81332-20	7- 5	401-18155-00	3-12	437-11610-20
29-15	353-81970-20	7- 8	401-18178-00	3- 0-1	437-11630-00
29-15	353-81970-60	7- 6	401-18334-00	3- 0-1	437-11630-10
22- 2	360-21761-00	6- 1	401-18541-00	3- 0-1	437-11630-20
20- 0-1	360-82910-00	14- 2	401-21471-00-33	3- 8	437-11631-00-97
20- 0-2	361-82920-91	15- 4	201-22127-00	3- 8	437-11631-00-98
20-11	361-82921-31	15- 5	401-22128-00	3- 8	437-11635-00
20-34	361-83980-30	15-11	401-22241-00	3- 8	437-11636-00
10-23	363-14137-00	21-23	401-24183-00	10- 0-1	437-14101-61
10-27	363-14155-00	25-40	401-25371-00	10- 2	437-14141-24
10-26	363-14198-00	12-13	402-13146-00	10-25	437-14158-00-33
9-10	363-15485-01	12-25	402-13161-00	10- 9	437-14181-00-33
4-24	363-16344-00	12-23	402-13552-00	9-14	437-14411-00
4-23	363-16387-00	2-12	402-15456-00	9-16	437-14412-00
2-16	363-17481-00	5-22	403-15651-00	9-21	437-14418-00
4-22	364-16343-00	8- 8	403-15660-00	9-20	437-14437-00
24-35	367-25382-00	4- 1	403-16150-00	9-15	437-14451-00
25-19	382-25381-00	4- 0-1	403-16301-00	9-13	437-14453-00
27- 2	388-84514-60	4-17	403-16357-00	11- 1	437-14610-00
11- 9	392-14651-00	5-11	403-17471-00	11-12	437-14718-00
9- 1	401-13565-00	17- 1	403-21511-01-20	11-13	437-14729-00
1-31	401-15317-00	15- 3	403-22123-00	11-19	437-14747-00
2-14	401-15362-00	15- 2	403-22124-00	11- 2	437-14753-00
1-29	401-15441-02	16- 6	403-22141-00	11-18	437-14771-00
1-11	401-15449-00	16-18	403-27231-00	11-26	437-14781-00
2- 6	401-15451-00	1-35	427-11161-00	1- 1	437-15111-00
2- 3	401-15455-00	12- 0-1	427-13101-00	1- 2	437-15121-00

[www.tegundipurnalinidurs.com](http://www.tegundipurnalinidurs.com)