



T400



www.legends-yamaha-enduro.com


The IT400 is an all new off-road competition machine ideally equipped for International Trials events. Or you might simply call it a pure competition Enduro. It has the same powerful two-stroke single engine, double-loop frame and Monocross[®] suspension as Yamaha's big-bore

motocrossers. But for International Trials competition it is equipped with wide-ratio five-speed transmission, off-road lighting system, quiet exhaust system and large capacity gas tank. To eliminate a common source of mechanical failure, there's a spring-loaded chain tensioner. And the


C.D.I. ignition delivers a hotter, perfectly timed spark. With longer suspension stroke both front and rear and a skid plate to protect the engine, the IT400 takes even the roughest terrain in stride.

The IT400. The enduro of the future, available today.


Features




Torque Induction, Yamaha's unique reed-valve intake system, feeds the engine the exact mixture of fuel and air it needs. The result is more horsepower, particularly at low rpm's.



C.D.I. ignition generates a hotter, more even spark and helps prevent spark plug fouling. Gone are the conventional breaker points and all the problems associated with them.




Wide ratio, five speed transmission has a short-throw lever for fast, positive shifts. The wide-ratio gear cluster allows a versatility of power and speed for a wide variety of racing conditions.



New Monocross[®] suspension, the same as used on Yamaha's National and International MX winners, allows 7 1/4" of rear wheel travel. This longer stroke insures more traction by soaking up bumps and obstacles while keeping the rear wheel on the ground.



Off-road lighting kit and quiet exhaust system conform to requirements of International Trials events. The tuned silencing system reduces noise without affecting performance. It is center mounted for greater comfort and control.



Spring-loaded chain tensioner maintains even chain tension and perfect adjustment even under extreme conditions.



IT400C ENGINE

Type	2-stroke single
Displacement	397 cc
Bore and Stroke	85 x 70 mm
Compression ratio	7.57 : 1
Maximum torque	27.9 ft.-lbs. @ 6,500 rpm
Carburetion	(1) Mikuni 38 mm
Ignition	C.D.I.
Starting	Kick
Lubrication	Pre-mix
Transmission	5-spd.

CHASSIS

Overall length	83.3"
Overall width	36.0"
Overall height	46.1"
Wheelbase	56.1"
Minimum ground clearance	10.0"
Dry weight	249 lbs.
Fuel tank capacity	3.2 gal.
Suspension	
Front	Telescopic fork
Rear	Monocross
Brakes	
Front	Drum
Rear	Drum
Tires	
Front	3.00 x 21
Rear	4.50 x 18

Craig Scott * Specifications subject to change without notice.

Someday, you'll own a Yamaha.

www.legends-yamaha-enduros.com

YAMAHA INTERNATIONAL CORPORATION
6600 Orangethorpe Ave., Buena Park, California 90620
Printed in Japan LIT-11036-21-00

