


YAMAHA



1972

www.legends-yamaha-enduros.com

It's a better machine

YAMAHA

1972


After 16 years of research, design, tests, and refinements — we give you the most dependable, versatile line of motorcycles in the proud history of "the better machine."



www.legends-yamaha-enduros.com

ENDUROS

The best of two worlds of riding.
Rugged enough to handle
the hard knocks of the
back country, yet they're smooth
and responsive on the street.
Anyway you want it, Yamaha
Enduros for 1972 deliver!



A machine is only as good as the sum of its parts. Yamaha Enduros give you better "parts:"





1. Our new, exclusive Enduro Torque Induction (R).
A unique valve induction system that increases the "effective" horsepower delivered to the rear wheel, regardless of engine load or rpm. It all boils down to more pulling torque under heavy-load, low-rpm conditions typical of back country riding.

3. 5-step adjustable rear suspension.
Lets you match the ride to where you're riding.
Double-Spring, adjustable rear shock absorbers. (DT2 and RT2)

4. And of course,
our '72 Enduros —
like all Yamaha 2-cycles have Autolube
automatic oil injection.

2. Super-dampening front
forks. With aluminum fork legs.
Lighter, stronger, better
looking for '72.

5. 5-speed constant-mesh
gearbox, on all Enduros
except Mini-Enduro.



www.legenda-yamaha-enduros.com



www.legendaryindonesia.com


LT2 100CC ENDURO

New for '72. It's the lightest Enduro and a perfect "bumper-sticker" for the camper. Yet it's equally at home on the road, with all the reliability, ease-of-handling and safety features of the bigger Enduros.

SPECIFICATIONS:

Engine	2-stroke, 7-port, Torque Induction, Single
Displacement	5.92 cu. in.
Max. horsepower	10 bhp @7,500 rpm
Transmission	5-speed constant-mesh
Starting system	Primary kick starter
Weight (Net)	187 lbs.
Lubrication system	Autolube

** Specifications subject to change without notice.*





www.legends.yamaha-enduros.com



www.legenda.com.br


AT2 125CC ENDURO

The trail bike for sports-minded families. Dad can take it fishing or hunting. Mom can take it to the store. Electric starter, 5-speed gearbox, great brakes and simple controls, make it easy to learn to ride — and great fun for the whole family.

SPECIFICATIONS:


Engine	2-stroke, 7-port, Torque Induction, Single
Displacement	7.51 cu. in.
Max. horsepower	13 bhp @7,000 rpm
Transmission	5-speed constant-mesh
Starting system	Primary kick starter
Weight (Net)	221 lbs.
Lubrication system	Autolube

* Specifications subject to change without notice.





www.legenas-yamaha-enduros.com



เพลง Legend ภูเขาไฟ - อดิสรณ์ ตรีเศียร


CT2 175CC ENDURO

The performance leader of the lightweight Enduros. It's easy to handle. And, the CT2 has amazing pulling power, thanks to Torque Induction.

SPECIFICATIONS:

Engine	2-stroke, 7-port, Torque Induction, Single
Displacement	10.43 cu. in.
Max. horsepower	16 bhp @7,500 rpm
Transmission	5-speed constant-mesh
Starting system	Primary kick starter
Weight (Net)	214 lbs.
Lubrication system	Autolube

** Specifications subject to change without notice.*





www.legends-yamaha-enduros.com



www.legends-yamaha-enduros.com


DT2 250CC ENDURO

After 5 years of Enduro-proven refinements, like Torque Induction, the '72 DT2 is the undisputed "King of the 250 class." The middleweight muscle machine with Autolube and 5-speed gearbox for the guy with a free spirit. It's the largest selling 250cc dirt machine ever made.

SPECIFICATIONS:

Engine	2-stroke, 7-port, Torque Induction, Single
Displacement	15.01 cu. in.
Max. horsepower	24 bhp @7,000 rpm
Transmission	5-speed constant-mesh
Starting system	Primary kick starter
Weight (Net)	258 lbs.
Lubrication system	Autolube

* Specifications subject to change without notice.





www.legends-yamaha-enduros.com



www.legends-yamaha-enduros.com


RT2 360CC ENDURO

The "Big Gun" of our Enduro Line for '72. A super torquer off the road, plus great stability on the street. It's the bike with a split personality. Climb aboard, it's not just a ride, it's an experience.

SPECIFICATIONS:

Engine	2-stroke, 7-port, Torque Induction, Single
Displacement	21.42 cu. in.
Max. horsepower	32 bhp @6,000 rpm
Transmission	5-speed constant-mesh
Starting system	Primary kick starter
Weight (Net)	262 lbs.
Lubrication system	Autolube

** Specifications subject to change without notice.*





www.legends-yamaha-enduros.com

MOTOCROSS

This year there are
four new motocross
models from Yamaha:
The all-new LT2-M; the
vastly-refined AT2-M; and
the totally new
DT2-MX and RT2-MX.



www.legends.yamaha-enduros.com

LT2-M 100CC MOTOCROSS

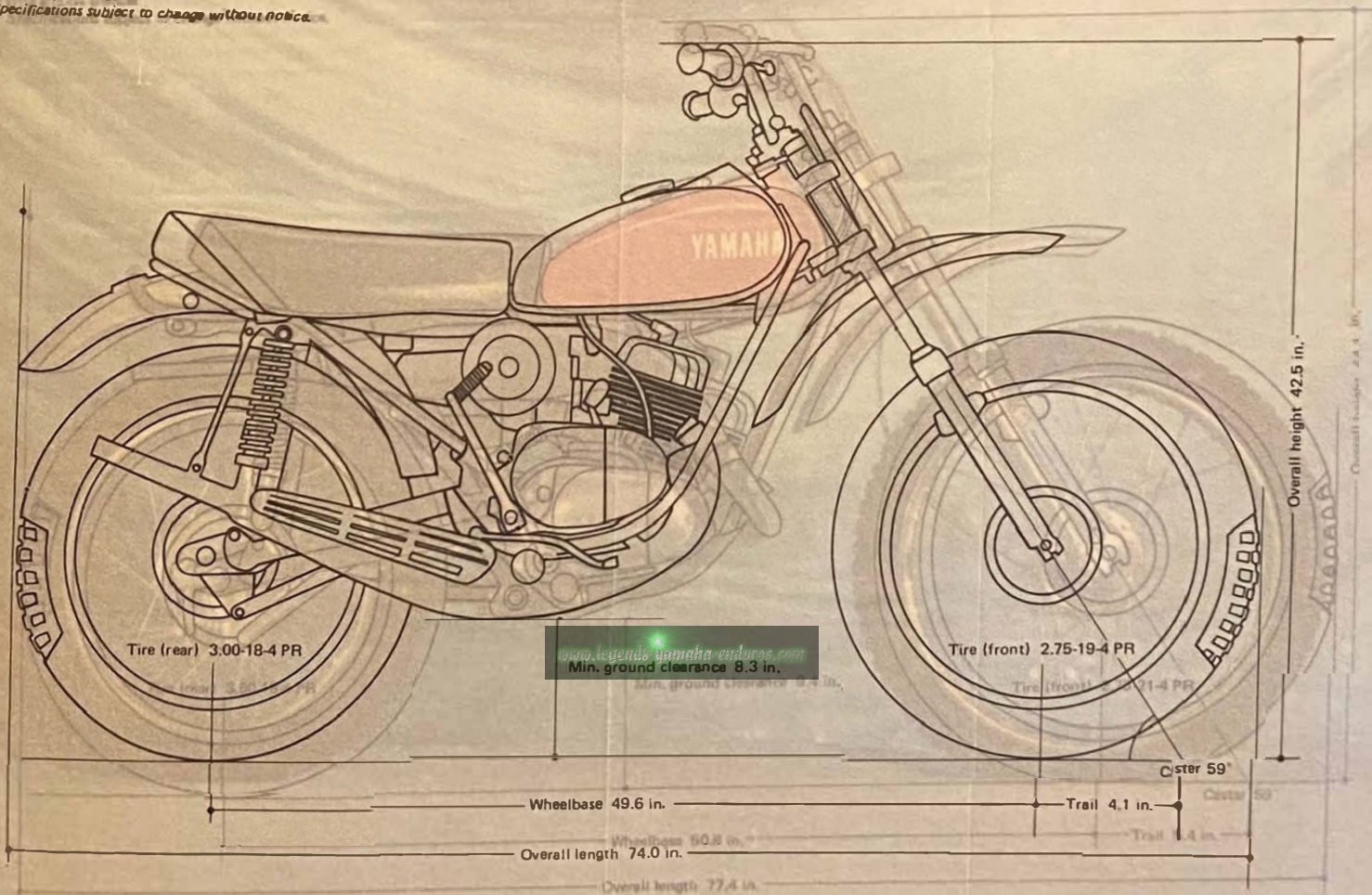
It's race-ready for the 100cc class. Comes standard with 5-speed gearbox, Autolube, Torque Induction and magneto ignition for full-bore, high-performance muscle and dependability, for increased "effective" horsepower.

SPECIFICATIONS:

Engine	2-stroke, 7-part, Torque Induction, Single
Displacement	5.92 cu. in.
Max. horsepower	16 bhp @ 10,500 rpm
Transmission	5-speed constant-mesh
Starting system	Primary kick starter
Weight (Net)	185 lbs.
Lubrication system	Autolube

* With a noise silencer

* Specifications subject to change without notice.



AT2-M 125CC MOTOCROSS

Ready for the heat of competition, right out of the crate.


Magneto ignition and Torque Induction for increased "effective" horsepower.

SPECIFICATIONS:

Engine	2-stroke, 7-part, Torque Induction, Single
Displacement	7.51 cu. in.
Max. horsepower	20 bhp @8,500 rpm
Transmission	5-speed constant-mesh
Starting system	Primary kick starter
Weight (Net)	202 lbs.
Lubrication system	Autolube

~* With a noise silencer

* Specifications subject to change without notice.





www.legends-yamaha-enduros.com



www.legends-yamaha-endoros.com

DT2-MX 250CC

MOTOCROSS


Completely new for 1972. A real out-of-the-crate motocross package: Beefed-up 5-speed gearbox. All new, stronger steel alloy framework. A lower center of gravity. New improved front fork rates and ultra-high tension spring windings for improved handling under race conditions. Big 21" front wheel. New alloy hubs. Full 18" rear knobby. Independent swing arm and floating rear brake. New high overhead, tucked-in exhaust. Torque Induction and new ignition.

SPECIFICATIONS:

Engine	2-stroke, 7-port, Torque Induction, Single
Displacement	15.01 cu. in.
Max. horsepower	31 bhp @8,000 rpm
Transmission	5-speed constant-mesh
Starting system	Primary kick starter
Weight (Net)	224 lbs.
Lubrication system	Autolube and Gasoline & Oil mixed (30 : 1)

* With a noise silencer

* Specifications subject to change without notice.





www.legenda-yamaha-enduros.com



www.agencia-yamaha-enduros.com

RT2-MX 360CC


MOTOCROSS

The Brute. Race ready for open class MX competition, the RT2-MX is all-new for '72, with: New beefed-up steel alloy frame, to handle the 360's extra muscle. All-new exhaust system. Exclusive Torque Induction to get you out of the corners and up to speed quicker. Big 34mm full-flow carb for unrestricted breathing. Specially engineered for maximum performance with Torque Induction. New 5-speed gearbox with beefed-up power gears. New ignition system. New alloy hubs, 21" front wheel. Full 18" rear knobby. True MX brakes (including free-floating rear brake).

SPECIFICATIONS:

Engine	2-stroke, 7-port, Torque Induction, Single
Displacement	21.42 cu. in.
Max. horsepower	39 bhp @7,500 rpm
Transmission	5-speed constant-mesh
Starting system	Primary kick starter
Weight (Net)	227 lbs.
Lubrication system	Autolube and Gasoline & Oil mixed (30 : 1)

- * With a noise silencer
- * Specifications subject to change without notice.





www.legends-yamaha-enduros.com

ROAD RACERS



www.legends-yamaha-enduros.com

TD2-B


SPECIFICATIONS:

Engine	2-stroke, 5-port, Piston valve, Parallel Twin
Displacement	15.07 cu. in.
Max. horsepower	44 bhp plus @10,000 rpm
Transmission	5-speed constant-mesh
Starting system	Push-to-start
Lubrication system	Autolube and Gasoline & Oil mixed (30 : 1)
Weight (Net)	approx. 231 lbs.
Overall length	76.4 in.
Overall height	36.0 in.
Wheelbase	52.4 in.
Min. ground clearance	5.9 in.
Tire (front)	2.75-18-4PR
(rear)	3.00-18-4PR

* Specifications subject to change without notice.

250 CC ROAD RACER

"Winningest road racer ever made!"
Winner of more 250cc class road races than all
the others combined; Daytona champ
for the last 7 years in a row, and
the 1970 World's 250cc
Championship.



TR2-B

SPECIFICATIONS:

Engine	2-stroke, 5-port, Piston valve, Parallel Twin
Displacement	21.18 cu. in.
Max. horsepower	54 bhp plus @9,500 rpm
Transmission	5-speed constant-mesh
Starting system	Push-to-start
Lubrication system	Autolube and Gasoline & Oil mixed (30 : 1)
Weight (Net)	approx. 242 lbs.
Overall length	76.6 in.
Overall height	36.2 in.
Wheel base	52.4 in.
Min. ground clearance	5.7 in.
Tire (front)	3.00-18-4PR
(rear)	3.00-18-4PR

* Specifications subject to change without notice.

350 CC ROAD RACER

The smallest - displacement machine ever to win
an AMA National Road Race. This machine gave
away 400cc to the field of 750's at the 1971
Road Atlanta National - and still took home
the honors. In fact, it lapped all of them except
the 2nd place rider. The TR3 has been
officially clocked in excess of 150 mph.



THE MINIS

Two years ago Yamaha led the industry by introducing the original Mini-Enduro (R). It soon became one of America's most popular recreational vehicles. So, this year we're offering a pair. One with lights, one without. What's your pleasure?



www.legends-yamaha-enduros.com

JT2-MX MOTOCROSS


The safety-designed mini-motocrosser for "kids" of all ages (right, dad, that includes you). With 60cc rotary valve engine, Autolube oil injection, Enduro front forks, and a simple, one-way 4-step shifting pattern, sure-stop brakes and Federal Forestry-approved spark arrester.

SPECIFICATIONS:

Engine 2-stroke, Rotary valve, Single
Displacement 3.54 cu. in.
Max. horsepower 4.5 bhp @7,500 rpm
Transmission 4-speed constant-mesh
Starting system Primary kick starter
Weight (Net) 121 lbs.
Lubrication system . . . Autolube

* Specifications subject to change without notice.

Notice: This vehicle was not manufactured for use on public streets, roads or highways. Such use is prohibited by law.



JT2 MINI ENDURO

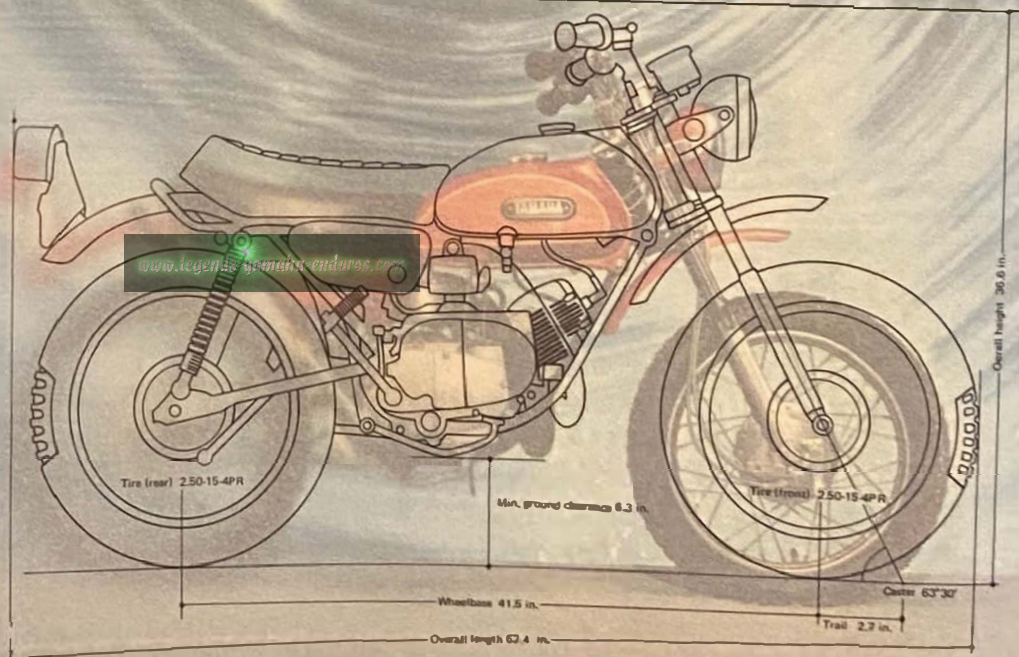
A true "bully-proof" Enduro. Comes equipped with high-low beam headlight, big bold stop and taillight, and safety rear-view mirror. The Mini-Enduro has the 60cc rotary-valve engine plus all the dependability, safety and performance features you'd expect from a Yamaha Enduro. This model Mini-Enduro can be licensed for street use.

SPECIFICATIONS:

Engine 2-stroke, Rotary valve, Single
Displacement 3.54 cu. in.
Max. horsepower 4.5 bhp @7,500 rpm
Transmission 4-speed constant-mesh
Starting system Primary kick starter
Weight (Net) 132 lbs.
Lubrication system . . . Autolube

* Specifications subject to change without notice.


Notice: This vehicle was designed and manufactured for use off road only. Not recommended for street use.





STREETS

Whether you're a beginner
looking for around-town
fun, an experienced open-road
touring pro, or somewhere in-between —
Yamaha builds a "better" bike for
you. Climb aboard. Take your place
in the new age of motorcycling.



www.legends-yamaha-enduros.com

Here are just a few of the reasons why, "if it's a Yamaha Street, it's a better machine:"

1. New, improved, Enduro-type front forks for a smooth, comfortable ride.




Front signals

2. Safety-engineered turn signals.




Rear signals

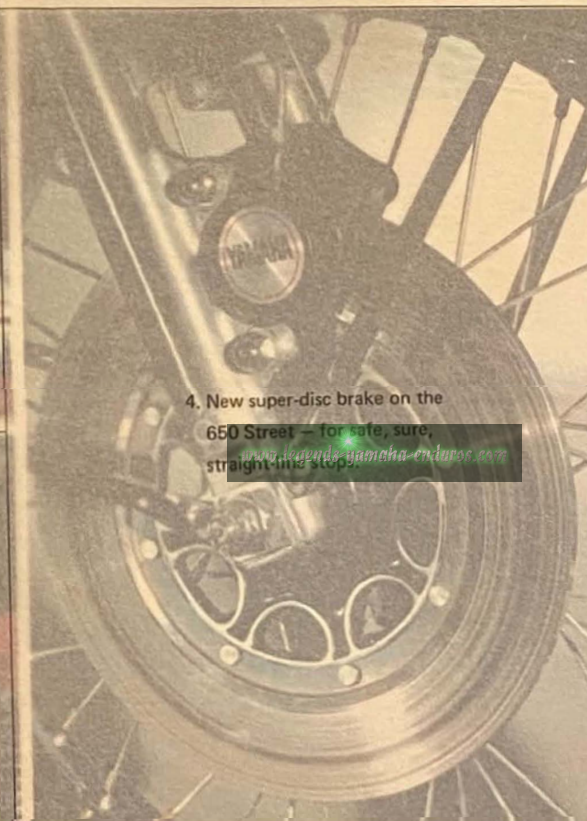


(A)

3. Big power for '72. (A) The 350cc parallel twin, (B) The 650cc 4-stroke parallel twin.






(B)



4. New super-disc brake on the 650 Street — for safe, sure, straight-in-a-stop.



5. Autolube oil injection. No mess, no bother, no pre-mixing.





www.legenda.yamaha.enturusa.com


R5-C 350CC STREET

The top of our 2-stroke touring line for '72. But it's light, agile and nimble around town. The R5-C's acceleration is unbelievable. In fact, Cycle Magazine called our '71 model, "the best production 350 Street in the world" — and this year it's even better!

SPECIFICATIONS:

Engine	2-stroke, 5-port, Parallel Twin
Displacement	21.18 cu. in.
Max. horsepower	36 bhp @7,000 rpm
Transmission	5-speed constant-mesh
Starting system	Primary kick starter
Weight (Net)	311 lbs.
Lubrication system	Autolube

* Specifications subject to change without notice.





www.legends-yamaha-enduros.com

www.vestnik-nyanin.ru/2010/01/01/





www.legends-yamaha-enduro.com



www.legends-yamaha-enduros.com


CS5 200CC STREET

All new for '72. The top of our lightweight street line. With all the ease of operation of the smaller models, yet it approaches the roadability of our touring bike. Equipped with electric starter, turn signals front and rear. Just the ticket for commuting to and from the campus or office.

SPECIFICATIONS:

Engine	2-stroke, 5-port, Piston valve, Parallel Twin
Displacement	11.89 cu. in.
Max. horsepower	22 bhp @7,500 rpm
Transmission	5-speed constant-mesh
Starting system	Electric & Primary kick starter
Weight (Net)	258 lbs.
Lubrication system	Autolube

* Specifications subject to change without notice.





www.legends-yamaha-enduros.com



www.legends-yamaha-enduros.com


LS2 100CC STREET

The lightest parallel twin Yamaha street model. It's smooth, easy to handle, and maintenance-free.
With safety-engineered brakes, separate instruments, Autolube oil injection and 5-speed constant-mesh gearbox.

SPECIFICATIONS:

Engine	2-stroke, 5-port, Parallel Twin
Displacement	5.919 cu. in.
Max. horsepower	10.5 bhp @8,000 rpm
Transmission	5-speed constant-mesh
Starting system	Primary kick starter
Weight (Net)	209 lbs.
Lubrication system	Autolube

* Specifications subject to change without notice.





www.legenda-yamaha-enduros.com



www.legends-yamaha-enduros.com


G7S 80CC STREET

The "little reliable." Easy to start. Easy to ride. Built for safety. The perfect campus commuter. With turn signals front and rear. High-low beam headlight. Big bold brake and taillight. Horn button and safety-sight rearview mirror.

SPECIFICATIONS:


Engine	2-stroke, Rotary valve, Single
Displacement	4.45 cu. in.
Max. horsepower	4.9 bhp @7,500 rpm
Transmission	4-speed constant-mesh
Starting system	Primary kick starter
Weight (Net)	173 lbs.
Lubrication system	Autolube

* Specifications subject to change without notice.





www.legenda-yamaha-enduros.com



www.legendas-jamatin-eulanss.com

U7E 70cc


STEP-THRU


For ladies (with minds of their own) only. This is the bike for girls who thought they could never handle a motorcycle. It features easy-to-ride step-thru design. Electric starter, automatic clutch and a peppy maintenance-free 70cc Reed-valve engine. It's a snap!!!


SPECIFICATIONS:

Engine	2-stroke, Reed-valve, Single
Displacement	4.39 cu. in.
Max. horsepower	4.9 bhp @6,500 rpm
Transmission	3-speed constant-mesh
Starting system	Electric & Primary kick starter
Weight (Net)	170 lbs.
Lubrication system	Autolube

* Specifications subject to change without notice.







"Better" features on all '72 Yamahas:

1. Autolube oil injection on all 2-cycle models.

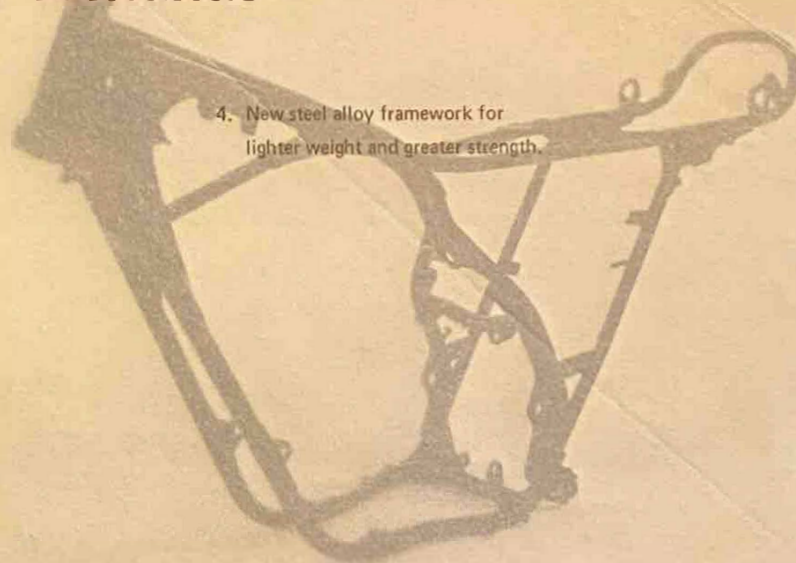
It gives the engine precisely the gas/oil mix it needs.

No more. No less.

Autolube is completely automatic.

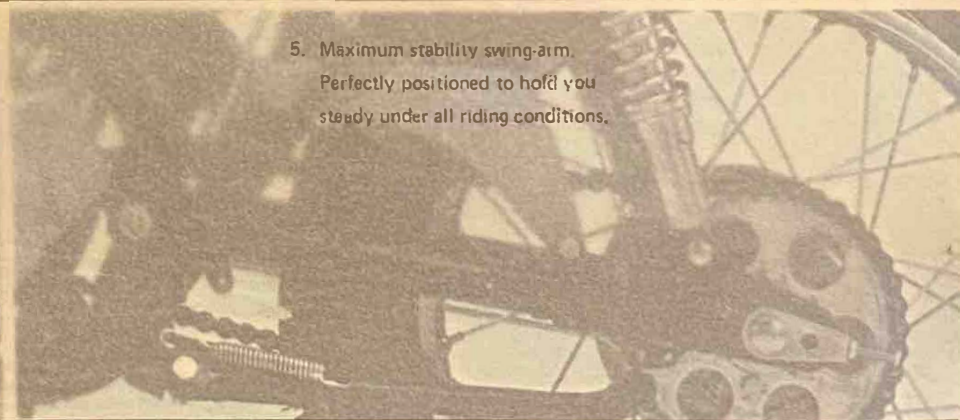
All you do is put the gas in the gas tank, and the oil in the oil tank. Autolube takes over from there.

No messy pre-mixing to worry about. And your engine will last longer and perform more efficiently than bikes with conventional pre-mix systems.



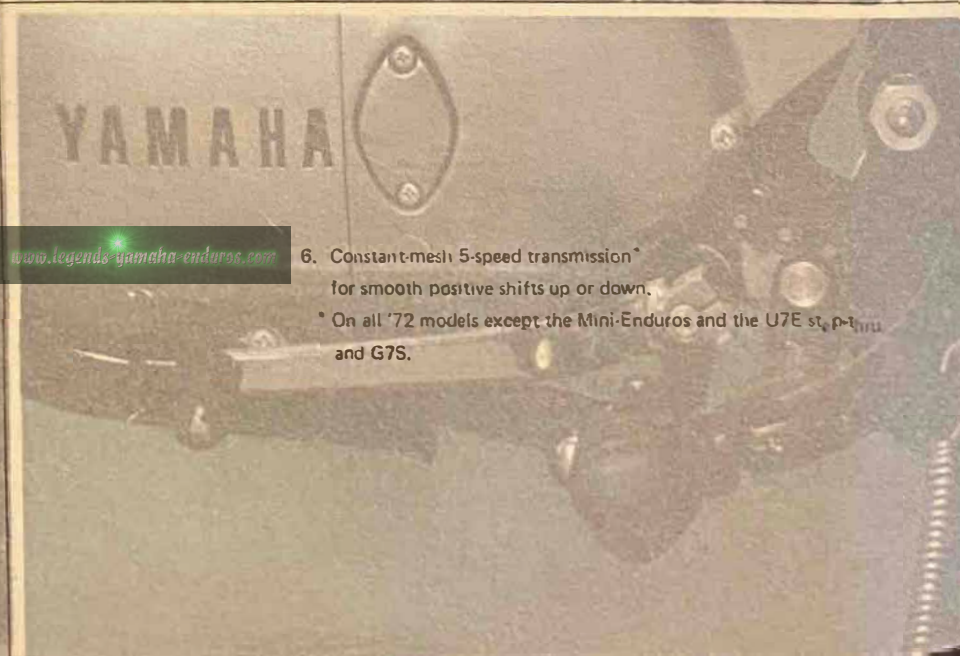
4. New steel alloy framework for lighter weight and greater strength.

2. Safety-engineered brakes that stop you when you want to stop.



5. Maximum stability swing-arm. Perfectly positioned to hold you steady under all riding conditions.




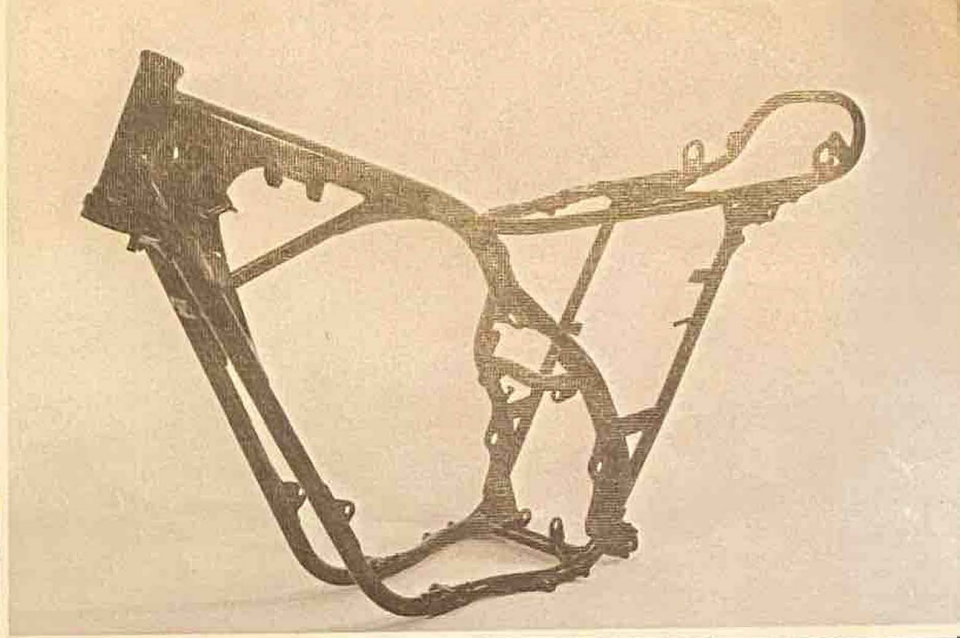

3. Enduro front forks. Built stronger for better dampening action and excellent handling.



www.legends-yamaha-enduros.com

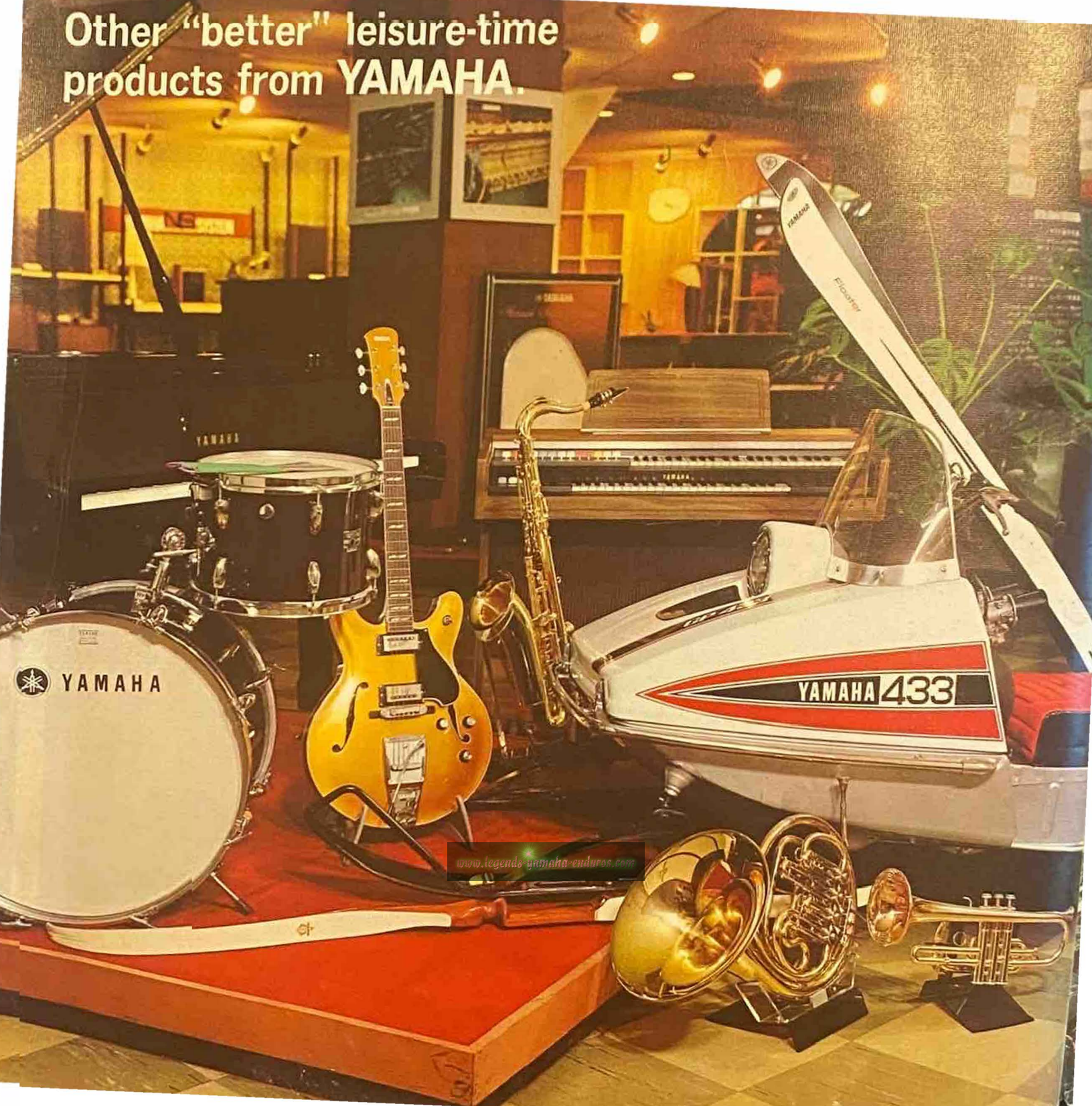
6. Constant-mesh 5-speed transmission* for smooth positive shifts up or down.

* On all '72 models except the Mini-Enduros and the U7E, P-1, P-1111, and G7S.



www.legends-yamaha-enduros.com

Other "better" leisure-time products from YAMAHA.



www.legends-yamaha-enduros.com


Our new home in Buena Park, Calif.



Above: Occupying 12 acres of the 20-acre building site, our first phase construction includes this 43,000 sq. ft. two story building — and the 125,000 sq. ft. warehouse and service building. Our offices have been designed to give us the flexibility needed for future expansion.

Below: Factory production facilities in Japan

1. Motorcycle production facilities
2. Motorcycle production facilities
3. Audio products facilities
4. Ski production facilities
5. Computerized accounting facilities
6. Lofty racks parts center





SINCE 1887

YAMAHA

INTERNATIONAL CORPORATION

P.O. Box 6600, Buena Park, California 90620/Hawaii:
Yamaha of Hawaii Inc. 1368 Dillingham Blvd., Honolulu
Hawaii 96817/Canada: Fred Deeley Ltd., 854 West 6th Street,
Vancouver 9, British Columbia, Canada.

www.legends-yamaha-enduros.com