

SIX BIG BORES TAKE THE MX TASTE TEST

34355


DIRT BIKE

USGP:
WOLSINK WINS

OCTOBER 1976
\$1.00
UK 50p

YZ175C
NEITHER FISH
NOR FOUL

WOMEN'S
NATIONALS



ALL DAYS OF TWO DAYS
250 NATIONAL MOTOCROSS WRAP

www.legends-yamaha-enduros.com

DIRT BIKE

VOLUME SIX NUMBER TEN OCTOBER 1976

SHOOTOUT

- 23 **BIG-BORE MXers MIX IT UP**
Finding the best among the rest.

TEST

- 35 **BULTACO ALPINA**
Grunt for the tight stuff.
- 57 **YAMAHA YZ175C**
Looking for a home.
- 61 **MONTESA 360 CAPPRA**
She's a man-eater, meat-grinder!

FEATURES

- 30 **IAN ANDERSON INTERVIEW**
Despite the pictures, Ian wears a helmet when he rides, honest.

COMPETITION


- 41 **TWO DAY QUALIFIER WRAP-UP**
There's only SIX DAYS left.
- 45 **UNITED STATES GRAND PRIX**
Without a single dentist joke!
- 53 **WOMEN'S MOTOCROSS NATIONALS**
Wham, bam, thank you, ma'am.
- 74 **250CC NATIONAL MOTOCROSS WRAP-UP**
Tony D. and Suzi Q.

TECHNICAL


- 51 **ENDURO COMPUTER EVALUATION**
Let your fingers do the riding . . .
- 71 **HOW TO: TRAIL LIGHTING TIPS**
Shine little glow worm, glimmer, glimmer.

DEPARTMENTS

- 6 **EDITORIAL**
The 40-pound helmet.
- 8 **CHECKPOINT**
The CB Jeebies, Ten-four?
- 10 **ASK THE EXPERT**
Plastic fantastic.
- 12 **BITS AND PIECES**
And odds and ends.
- 14 **RIDERS WRITE**
A nerd in the hand.
- 20 **TRIAL FILE**
Love it or Leavitt.
- 22 **HOT SET-UPS**
Casting about.
- 89 **CRASH AND BURN**
Was this trip really necessary?



Why is this man smiling? p. 30



Hail, hail, the gang's all here. p. 23



Why isn't this man smiling? p. 45

ON THE COVER: Gary Jones shows the results of an afternoon of open class testing.
Photo by Bruce Woods.

NEXT ISSUE ON SALE OCTOBER 12

A 250 WITH VARICOSE VEINS...

YAMAHA YZ175 TEST

or a 125 with overactive glands?



Every 175cc bike we come across inspires the perpetual dilemma: Just where does a 175 fit in? Especially a 175 motocross bike.

In the west there is simply no 175 motocross class. And anyone who remembers the 200cc class, and admits it, had better start looking in the mirror for gray hairs.

Enduros, Hare Scrambles and desert races always draw many 175 riders. But this YZ is a *motocross* bike. It says so right there in the advertisements.

And in other parts of the country where the 175 class is a bit more popular in motocross, it is still far less popular than the 125 class.

Which brings us to what this bike really is. A 125 with a big engine. No one can miss this fact with the 125 and the 175 sitting next to each



www.legends-yamaha-enduros.com

other. Ignore the gas tank and they look virtually identical. In reality there are only a couple of noteworthy differences. Early models of each "C" version will have different tires. But, by the time this reaches you, all of the smaller YZs will be coming with Bridgestones in the front and Dunlops on the rear.

For the first time the 125 and the 175 do not have interchangeable top ends. Both have 34mm Mikuni carburetors but different exhaust pipes and, more importantly, the 175 has a different stud arrangement to hold the cylinder on. This wider stud pattern is to accommodate a larger reed valve. Pistons, of course, are of different size. Suspension, frame, details, everything else, is identical on the 125 and 175 YZs. "C" models come with the now-standard air forks and Yamaha also has available a rebuild kit for the single rear shock absorber.

So . . .

We thought there would be few surprises with a bike so nearly identical to the 125 we had ridden so extensively. Our first time out was closer to a shock than a surprise. Incredibly squirrely. Not bad in comparison to some monsters out of the past, but it did not handle like the 125. That was the only word for it. Everyone called it that. Squirrely. Sideways out of the corners


Three-gallon tanks and sagebrush.

Of course we had to try the YZ in a desert race. Mono Yamahas have been winning almost everything in the desert for the past two years. So our desert editor took the bike to a couple of District 37 events to give it a try.


Power certainly proved to be competitive against the main competition of Huskys and Pentons. But a 13-tooth countershaft sprocket is a must.

Where the YZ really shines is in straight line handling. Sit back on the seat and gas it. The rear spring was still a bit too stiff for a 165-pound rider, but sitting back farther made the rear work harder and the stiffness was not overly objectionable.

Sand, for those of you not familiar with the substance, is traction. The Yamaha handled



Only minor differences separate the 175YZ from the 125YZ; among them, differently designed top ends which cannot be switched.



Horrendously long stinger leaked all sorts of muck from that joint in the middle. Muck stained side panel, frame, hands.

accordingly. Very fine. It cornered well, even with more air pressure, and begged to be stuffed hard into the turns in the tight sandwashes.

Very few alterations are needed to make the YZ into a desert bike. Some problem will arise, however, when you try to fit a large gas tank. There are quite a few metal protrusions which hold that stock tank on. It is necessary, with most every accessory tank, to shave off these protrusions. Result: nice fitting big tank, but impossible to remount stock tank.

For other serious-type people who wish to race the YZ at night, who wish to enter it in an enduro where lights are necessary, or who wish to have lights for some other obscure reason, there is a way to install lights. A mag/flywheel setup off of an enduro bike will fit on with few modifications. If you are going to try this, go over the procedure with your shop mechanic to be sure you know what

and anxious to lose traction on fast sweepers.

We suspected the tires.

We suspected ourselves.

As it turns out, it was neither. It was our beloved adobe motocross track. No bike in existence likes adobe and this YZ liked it less than most. There is a reason for this. That bigger engine, we finally agreed, will break traction easier and quicker than the 125 when you're on hard, slick stuff. More power in the same frame alters the handling slightly.

Judgment was suspended until a better track and/or day would come.

Better days did indeed follow and we began fully evaluating the bike. Suspension, in stock configuration, needed work. Both the 125 and the 175 come with a 4.0 rear spring. (Yamaha's rating relates to kg/cm as opposed to lbs./in.) This spring is too stiff for the average rider of 140 to 170 pounds. The 4.0 is recommended for 160- to 190-pound riders, but our riders and Yamaha International both agreed that the 3.8 spring would be better for the average-weight rider. Unfortunately, we did not get to try the 3.8, but at least there is the comfort of knowing there are other weight springs available (3.4, 3.6, 3.8, 4.0 and 4.2 to be exact).


you're getting into. As far as this will relate to performance, you will find you won't be able to rev the bike quite as high and you will have a slight increase in low end performance. Better for enduros and such anyway.

While we're talking about more low end, consider the possibility of a 1976 Yamaha 175 MX two-ring piston. You'll lose about 500 rpm off the top, but there will be a noticeable increase in low end performance.


We neglected to mention our performance in the desert races. Suffice it to say the bike didn't let us down. Pilot performance was a little less than remarkable, though. (There's always next weekend.)

Conclusion from the desert: This bike is excellent. It's more of a cross-country racer than a motocrosser. Yamaha should push it as such. We liked it on the MX track. We loved it in the desert.

— Don Phillipson



Yamaha feels at home in the desert; less squirrely than on the motocross track.



Access to dual air cleaner setup is easy: remove the side panels and three Phillips head screws for the air cleaner itself. We make the standard objection to the fuzzy air cleaners.

As is, the rear suspension was excellent for our heavier riders and is also excellent for very hard riding on rough ground.

At the other end of the bike, the forks worked very well after some initial adjustments. Twenty-weight oil has proven to be the best setup for most riders, and some experimentation is required as to air pressure. After we had the forks tuned they worked very well, although they seemed to be a bit mushy in the first inch or so of travel.

Power, in subsequent days on the track, was always impressive. Matched up against a well-running, slightly modified 125, the 175 did not really tear away in a drag race. But out of the corners (if traction was to be found), the 175 was smoother (less of a sudden surge of power), and faster, especially at low rpm.

After a long, hard moto, the 175 also showed an advantage over a 125. With less radical tuning, the 175 is less prone to loss of power due to heat.

But all this talk is how it relates to a 125. Against the other competitive 175s — Pentons, Huskys, Ossas — the Yamaha still holds its own. Though a little down on top speed comparatively, it is as fast though the gears. A switch to a 13-tooth countershaft sprocket would help immensely for very fast tracks, as the YZ tops out at 58 mph (60 if you don't eat breakfast). And the 175 power will certainly pull it through sixth gear.

Overall reliability was good. We would say excellent except for one mishap. Keeping in mind the reputation, make that notoriety, of Yamaha's spokes, we were constantly checking the tightness. They didn't begin to loosen up until the fifth ride. Then they loosened every 15 minutes. Maybe we were just riding harder that day.

At any rate, two of the spokes ripped a four-inch piece out of the flange of the rear hub. This was seemingly unavoidable and would prove expensive.

Aside from this one thing, though, the bike never missed a beat, we never even had to change a plug. Nothing broke, seized or rendered itself useless.

LITTLE GOOD (OR BAD) THINGS THAT MAKE BIG THINGS GOOD (OR BAD)

Detailing on the YZ varied. Of course. From excellent to, yes, terrible. We'll work our way through in a particular order we'll let you figure out.

Those wedge-shaped ridges on the forks look trick and undoubtedly

YAMAHA YZ175C

Price (approx. retail, West Coast) \$1049
 Engine Two-stroke single, reed valve
 Displacement 171cc
 Bore & Stroke 66mm x 50mm
 Compression Ratio 7.5:1
 Carburetion Mikuni 34mm
 Max. Torque 13.96 ft./lb. at 10,000 rpm
 Horsepower N/A
 Clutch Wet, multi-plate
 Primary Drive Gear

Transmission Ratios:

- 1) 2.538:1
- 2) 1.933:1
- 3) 1.555:1
- 4) 1.300:1
- 5) 1.142:1
- 6) 1.045:1

Final Drive: Gear

- 12-tooth countershaft
- 44-tooth rear sprocket

Air Filtration Fuzzy, wet foam

Electrics C.D.I.

Starting Primary kick

Lubrication Pre-mix, 20:1

Recommended Fuel Premium

Recommended Oil Yamalube

Fuel Tank Capacity 1.5 gallons

Frame Double downtube, full cradle

Suspension:

Front: Yamaha/Kayaba air forks

Rear: Nitrogen-filled Yamaha monoshock

Wheels & Spokes D.I.D rims

Tires:

Front: Bridgestone 3.00 x 21

Rear: Dunlop 4.10 x 18

Dimensions:

Wheelbase 141cm (55.5 inches)

Swingarm length 47cm (18.7 inches)

Ground clearance 28cm (11.0 inches)

Bars, height 107cm (42 inches)

width 93cm (36.5 inches)

Pegs, height 33cm (13 inches)

width 46cm (18 inches)

Seat Height 89cm (35 inches)

Fork angle 31.5 degrees

Weight:

Total: 209 pounds w/one gallon gas

Front: 100 pounds

Rear: 109 pounds

Brakes:

Front: Cable-operated conical drum

Rear: Rod-operated conical drum

Instruments None

Lights None

Silencer Yes, but loud

Spark Arrestor No

Warranty No

Parts Prices:

Piston: N/A

Rings: N/A

Clutch cable: \$5.94

Brake pedal: \$6.27

make those fork legs stronger. We wish there was a way to test our guess. Midway up the forks are found a pair of boots that never cease to amaze us. Top-quality. On top of the forks are a pair of rubber covers that protect the air canisters. Make that *were*. They fell off during the first hard ride. Tape them on or have the satisfaction of throwing

Continued on page 82

SOCCER CORNER

SOCCER CORNER SCORES WITH COVERAGE OF THE BIG GAMES . . . INTERVIEWS WITH TOP PLAYERS, A LOOK AT THE PROS, COLLEGE AND AMATEUR TEAMS.

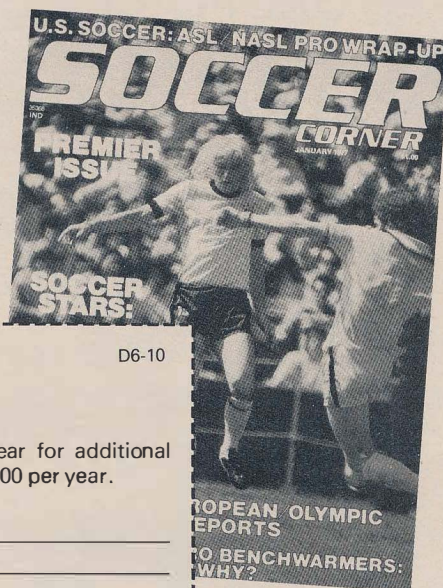
INTRODUCTORY OFFER

\$5.00 for 8 Issues

Offer expires December 15, 1976

Regular price

\$6.50 for 8 Issues



SOCCER CORNER

P.O. Box 317, Encino, California 91316

Canadian subscriptions add \$1.00 per year for additional postage & handling, other foreign add \$2.00 per year.

Name _____
Address _____
City _____
State _____ Zip _____

D6-10

DIRT BIKE

MAGAZINE

BACK ISSUES

Jan. 72 How to Pass
Feb. 72 How to Climb Hills
Mar. 72 How to Trouble Shoot your Bike
April 72 Water Proof your Carb
May 72 Super Tune your Body
June 72 Cornering Can Be Easy
July 72 How to Crash
Aug. 72 Secrets of Sand Riding
Sept. 72 Breakin' in a New Bike
Oct. 72 Decarbonizing
Nov. 72 Trail Ride
Dec. 72 Trail Ride II

Jan. 73 Build your own Skid Plate
Feb. 73 Buying a Bike
Mar. 73 Hard core Maintenance
April 73 Project Yamaha
May 73 Motorcycle Hygiene
June 73 Making a "Real" Enduro Machine
July 73 Project Yamaha Part IV
Aug. 73 Port Purification
Sept. 73 Improve your Brakes
Oct. 73 Making the SC500 Fly
Nov. 73 Bing Carb
Dec. 73 Trail Trickery

Jan. 74 Vibration Proofing Lights
Feb. 74 Gas Filter Shootout
Mar. 74 Toting Technology
April 74 Cylinder Boring Secrets
May 74 Facts on Forward Shocks
June 74 Winter AMA
July 74 Make your Own Suspension Covers
Aug. 74 Hangtown
Sept. 74 Tank Mounting
Oct. 74 Chain Lube Shootout
Nov. 74 500cc World Champ Shootout
Dec. 74 World Bench Racing Champs

Jan. 75 PUCH 175 ISDT.
Feb. 75 Shoulder Pad Shoot-Out
Mar. 75 Install a Heli Coil
April 75 Trans-Ama
May 75 DB Insurance
June 75 Pursang Fix-up
July 75 Maico 400MX
Aug. 75 CZ 400 MX
Sept. 75 125 MX Shoot-Out
Oct. 75 Wrench Racing IV
Nov. 75 Novice Advice
Dec. 75 World Trials

Jan. 76 Suspension Revisited
Feb. 76 Baja 500 Racers
Mar. 76 Baja Thousand
April 76 Trans-Ama Wrap up
May 76 BMX God! Cup

Enclose entire ad

Hi-Torque Publications
Back Issues Dept.
P.O. Box 317, Encino, CA 91316

Circle desired issues.

Enclose \$1.00 plus 50 cents postage and handling for each copy ordered.

NAME _____
ADDRESS _____
CITY _____
STATE _____ ZIP _____

YZ175C YAMAHA

Continued from page 60

them away yourself.

Bridgestone and Dunlop make a good combination if there is traction.

Spokes are treacherous because they are unpredictable.

Fenders and side panels are high-quality plastic. Didn't crack.

What your arms hang onto make for heap-big discrepancies. Handlebars are atrociously wide. Saw off a couple of inches. Handgrips are marginal. Throttle is excellent, levers are the same and include the dust covers in that rating.

Our exhaust pipe leaked black ooze from midway in the stinger. Further toward the cylinder on that pipe there is a bulge. It will burn your left leg when you slide forward on the seat.

Fuzzy air cleaners are fuzzy. That stuff comes off on your hands when you wash the air cleaner. (By the way, if you're counting, that's the 97th time we've made that complaint.)

Front brake is excellent, absolutely, and the rear works its way from awful to average as the brake shoes wear in.

Seat is light and comfy, the gas tank is light and allows the rider to move around.

All in all, the YZ is comfortable to ride and is of average height by today's high standards.

OUR DILEMMA'S END

If we forget for the moment that this bike has not found its niche in the racing world's classification, then it is easy to summarize. Compared to the other competitive 175s, it is right in the forefront. It is as fast and handles as well as the best. Quality of the metal used in the frame is not first-rate. The frame bends easily. But the YZ also costs a bit less than the European competition. Six of one . . .

Quality on the rest of the bike is very good. Everything works well and lasts.

But now we're back in the real world. And back here we find that the local track does not run 175s. Maybe you don't care. If not, then keep the Yamaha in mind as an excellent high-speed play-racer or cross-country bike.

As for us, we believe MX bikes should be raced in MX. But that's our dilemma.