

# TT175



BURBANK YAMAHA  
1801 W. Burbank Blvd.  
Burbank, Calif. 91506  
845-8738

[www.legends-yamaha-enduros.com](http://www.legends-yamaha-enduros.com)

# The 1978 IT175: ‘The dirt

In 1977, the IT175 got rave reviews from **Cycle** magazine. This year's model deserves the same kind of acclaim.

To the serious Enduro rider, this is the ultimate mid-size competition machine. At a price that seems far below what you'd expect to pay for such a completely excellent International Trials motorcycle.

Famous YZ motocross heritage is what makes this machine so at home in the rough stuff. Yamaha's exclusive De Carbon Monocross® Suspension lets the IT175 move through rugged terrain with superior control and precision. The spring tension and dampening can also be finely tuned to fit your particular riding requirements.

Long-travel, leading-axle front forks deliver the kind of handling and consistent dampening you usually only get in machines costing several hundred dollars more.

The power comes from a strong-running 2-stroke reed-valve single with new piston design and improved carburetion. The IT175 gives you plenty of torque, and lots of useable power over a broader band.

A wide-ratio 6-speed transmission means you've got the kind of gearing versatility you need for any kind of situation.

Standard equipment “extras” include plastic fuel tank and polypropylene fenders, large skid plate, spring-loaded chain tensioner, single-element foam air cleaner, off-road lighting, legal silencer/spark arrestor and a quick-change rear wheel.


All in all, you'll be hard-pressed to find a better machine in this class. At any price.

**When you know how they're built, you'll buy a Yamaha.**




# bike buy of the Year.' 'Again.


**De Carbon Monocross® Suspension**, the same used on Yamaha's motocross machinery, allows over 7 inches of rear wheel travel. This long stroke helps keep the rear wheel on the ground for better control, more comfort and consistent traction over rough terrain.




**Off-road lighting** conforms to the requirements of International Trial events. The headlight has a high and low beam and is vibration insulated.




**Mudproof footpegs**, a new design from Yamaha, keeps the footpegs nearly free of even the worst mud.



**Chain-adjusting cams** allow rapid rear wheel alignment when adjusting the drive chain or after removing the rear wheel.



**Chain shield** keeps mud and sand from being thrown into the chain. Increases chain life.



**Spring-loaded chain tensioner** helps to maintain an even chain tension and perfect adjustment even under extreme conditions.

## IT 175



### ENGINE

Type	2-stroke single
Displacement	171 cc
Bore and Stroke	66 × 50 mm
Compression ratio	7.4 : 1
Maximum torque	14.5 ft.-lbs. (2.01 kg-m) @ 8,000 rpm
Carburetion	(1) Mikuni VM34 mmSS
Ignition	C.D.I.
Starting	Kick
Lubrication	Premix (20 : 1)
Transmission	6-speed

### CHASSIS

Overall length	85.0" (2,160 mm)
Overall width	35.4" (900 mm)
Overall height	44.9" (1,140 mm)
Wheelbase	54.5" (1,385 mm)
Ground clearance	9.4" (240 mm)
Dry weight	216 lbs. (98 kg)
Fuel tank capacity	2.5 gals. (9.5 l)
Suspension	
Front	Telescopic forks
Rear	Monocross suspension
Brakes	
Front	Drum
Rear	Drum
Tires	
Front	3.00 × 21
Rear	4.10 × 18

Specifications subject to change without notice.

**Someday, you'll own a Yamaha.**

[www.legends-yamaha-enduros.com](http://www.legends-yamaha-enduros.com)