



218 main st., venice, calif.

Ph. EXbrook 9-7726 UPton 0-6180

TO: AUTHORIZED YAMAHA DEALERS

Enclosed is your new catalog of Webco accessories for Yamaha. As you will see from the partial list of new products, there are many new and profitable items about to hit the market. Take a close look at these sure-fire sellers.

- \*Special 2-Cycle Lubricants
- \*Al Gunter Cylinder Heads for 50-80cc Yamaha
- \*Expansion Chambers for Yamaha 80
- \*Alloy Sprockets
- \*Rotary Valves
- \*Complete line of Clothing for both Men & Women

In looking through your catalog you will see other new and exciting accessories for Yamaha.

In addition, we are doubling our national magazine advertising which will feature new Yamaha accessories from month to month. Consumer demand has proven itself in the past. Through careful planning and aggressive sales promotion, the sale of Webco accessories will contribute substantially to the growth and success of your business.

Plan your fall selling season now. Order forms are enclosed with your catalog. Additional copies of this catalog are available upon request.


Thanks for your time!

[www.legends-yamaha-enduros.com](http://www.legends-yamaha-enduros.com)

*"Specialists in Competition Components"*

**TRANSPARENT VINYL TUBING.** For fuel and oil lines. Designed and tested to withstand gas, oil, and custom blended fuels.

- # 1050— $\frac{3}{8}$ " I.D.
- $\frac{5}{16}$ " I.D.
- $\frac{1}{4}$ " I.D.
- $\frac{3}{16}$ " I.D.




**NYLON REINFORCED CLEAR TUBING.** Open mesh nylon braiding has been incorporated within the walls of clear vinyl, producing a pliable tubing which will not shrink or harden. Excellent for both fuel and oil lines, this rugged tubing will withstand high temperatures and pressures up to 750 lbs. psi. Highly resistant to gas, oil, and custom blended fuels.

- # 1411— $\frac{1}{8}$ " I.D.
- $\frac{3}{16}$ " I.D.
- $\frac{1}{4}$ " I.D.
- $\frac{5}{16}$ " I.D.

**CRANKCASE COVER CAP.** A highly polished, finned aluminum cover cap which is designed to highlight the appearance of the following model Yamahas. YG1, YA6 and YDS-3. A really fine accessory for the owner who cares.

- #1452 — AJ11 80cc YG1
- #1453 — AJ12 125-250cc YA6, YDS-3



**PETCOCK ADAPTOR.** A newly designed petcock adaptor that will replace the standard fuel valve on 125cc & 250cc model Yamahas. Enables you to fit the conventional type petcock to this unit and insure against flooded lower ends.

- #1454 AJ18


**ROTARY VALVE FOR YAMAHA 50, 55, & 80cc.** One piece design machined from aluminum plate with a hard anodized finish. Lighter than standard unit, this new rotary valve will improve port timing and performance tremendously. All necessary instructions included.

- #1201 — 3mm Key
- #1201A — 4mm Key



**WEBCO CYLINDER HEAD.** After intense testing and thorough evaluation, Webco Inc. has discovered the ultimate in cylinder head design for two-cycle engines. Amazing performance increase is attained by aircraft Venturi style fining and race track proven "Hemi" type combustion chamber. In addition, a long reach spark plug is utilized for maximum heat transfer along with a unique metal 'O' ring head gasket. Through this combination of features you are assured of the most fantastic single change you can make to your Yamaha.

- #1433 Webco Head 50cc and 80cc
- #1436 Cyl. head Gskt.




**POWER-FLO EXPANSION CHAMBER.** Designed expressly for the Yamaha 80. Will give excellent horsepower increase at all rpm ranges. Bolts on in place of standard unit. Extra heavy gauge steel. Available in either sparkling chrome or competition black finish.

- #1288 chrome
- #1288B competition black

**"AL GUNTER" CYLINDER HEAD.** Scientifically designed and dynamometer tested by veteran racer Al Gunter. 60% more fin area and symmetrical combustion chamber assures you of better cooling and more uniform flame propagation. Up to 40% more power at 8000 rpm. Beautiful finned casting, anodized to add the touch of distinction.

- #1451 — 50cc & 80cc



**COMPETITION EXHAUST SYSTEM.** Designed for maximum clearance and power increase for all Yamaha 80's. A real power pack item for long durable service. Only the finest heavy gauge steel is used. Available in either sparkling chrome or competition black finish.

- #1610 chrome exhaust pipe
- #1611 chrome expansion chamber
- #1612 competition black exhaust pipe
- #1613 competition black expansion chamber

**LEG SHIELD.** Designed to reduce the possibility of direct leg contact with exhaust pipe. Chrome plated. Universal clamp for easy installation. Length 10".

- #1136

