




YAMAHA 350 STREET R5-C



It's a better machine



www.legends-yamaha-enduros.com

YAMAHA  **350**
STREET **R5-C**

SPECIFICATIONS


PERFORMANCE
Max speed (km/h) 100
0-100 (sec) 10.5
Fuel consumption (l/100km) 28.5
Engine
Type 4-Stroke, SOHC, 2-Valve
Displacement (cc) 350
Bore (mm) 62
Stroke (mm) 50
Compression Ratio 11.5:1
Valves per cylinder 2
Ignition CDI
Lighting Headlight 12V/35W
Taillight 12V/21W
Turn Signal 12V/21W
Front Brake Disc
Rear Brake Drum

Dimensions
Overall Length (mm) 2080
Overall Width (mm) 750
Overall Height (mm) 1080
Wheelbase (mm) 1400
Ground Clearance (mm) 100
Seat Height (mm) 780
Dry Weight (kg) 155
Wet Weight (kg) 165
Fuel Capacity (l) 18

ATTENZIONE
Sei un pilota esperto?
Sei un pilota esperto?
Sei un pilota esperto?
Sei un pilota esperto?
Sei un pilota esperto?
Sei un pilota esperto?
Sei un pilota esperto?
Sei un pilota esperto?

YAMAHA
YAMAHA MOTOR CO., LTD.
1-1, Honcho, Matsuyama, Ehime
760-8555, Japan
YAMAHA MOTOR CO. (USA), INC.
1400 S. Bascom Ave., Suite 200
San Jose, CA 95128, USA
Tel: (415) 504-9000
Fax: (415) 504-9001
YAMAHA MOTOR CO. (UK) LTD.
1, The Quadrant, Welwyn Garden City
Herts AL9 9QD, UK
Tel: (0438) 747000
Fax: (0438) 747001
YAMAHA MOTOR CO. (INDIA) PVT. LTD.
100, Park Road, New Delhi 110028, India
Tel: (011) 2610 2610
Fax: (011) 2610 2611
YAMAHA MOTOR CO. (AUSTRALIA) PTY. LTD.
100, Park Road, New South Wales 1585, Australia
Tel: (02) 9370 9370
Fax: (02) 9370 9371
YAMAHA MOTOR CO. (SOUTH AFRICA) PTY. LTD.
100, Park Road, New South Wales 1585, Australia
Tel: (02) 9370 9370
Fax: (02) 9370 9371

YAMAHA 350 STREET R5-C



Extra-sleek form every angle, the R5-C boasts all those features that have made Yamaha a consistent winner on tracks and streets worldwide. Its time-proven parallel twin configuration puts you in control of a husky 350cc power-house designed inside and out for smooth, responsive performance in every situation.

Part of the action comes from the unique Yamaha 5-port system. Also built in: the world-famous exclusive Yamaha Autolube system. Hop aboard and feel the difference yourself. Slip into low, take off and run


through all five super-smooth gears. Check the extra-durable double cradle frame and aluminum tube enduro forks on the roughest washboard road you know. Jam on the brakes and discover what Yamaha does for your reflexes and safety.

Then glance at your reflection in a store window or get a friend's opinion — every smashing detail from the black stripe tank to the smart squared cylinder design and silver/black transmission casing makes you a styling winner even before you hit the road.

1. Miles-ahead styling and super-efficient cooling form extra-large squared fins. Inside: twin power-house with the 5-port system that gave Yamahas that extra edge in rallies on every continent.

2. Behind that stylish facade is the tank for the world-famous Yamaha Autolube. No more gas/oil mixing, just the ideal oil feed at every speed for tops in performance, economy and maintenance-free durability.

3. Acknowledged as one of the world's best designs, enduro front forks are standard on the R5-C. Outstanding comfort and safety, especially when coupled with the fade-free front and rear brakes. 5-step adjustable rearshocks.



4. Smooth, flick-of-the-toe control through all five gears: the best feature of the R5-C transmission is how you hardly notice it after a few days. That's because there's no "clunk" or fishing for gears to take your mind off the road.

5. More safety and handling ease: powerful headlight in a shock- and vibrationproof mounting. On top: quick-view separate tachometer and speedometer.

6. Extra-generous taillight/reflector assembly and fasher set gives the driver behind you a clear warning in any weather, day or night.



SINCE 1887

YAMAHA

INTERNATIONAL CORPORATION

P.O. Box 6600, Buena Park, California 90620/Hawaii: