

**YAMAHA**

**PARTS LIST**

**MODEL MX100A**

[www.legends-yamaha-enduros.com](http://www.legends-yamaha-enduros.com)

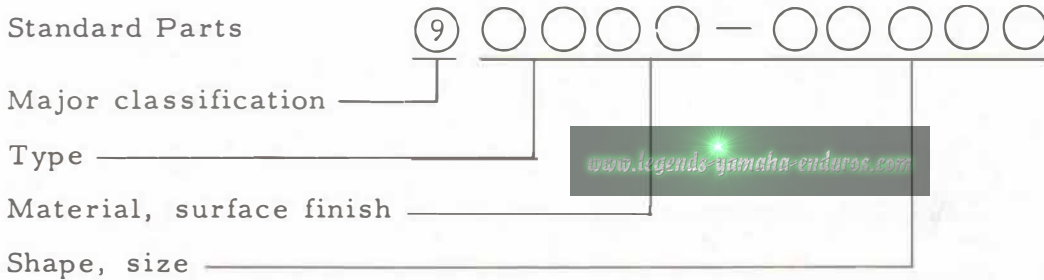
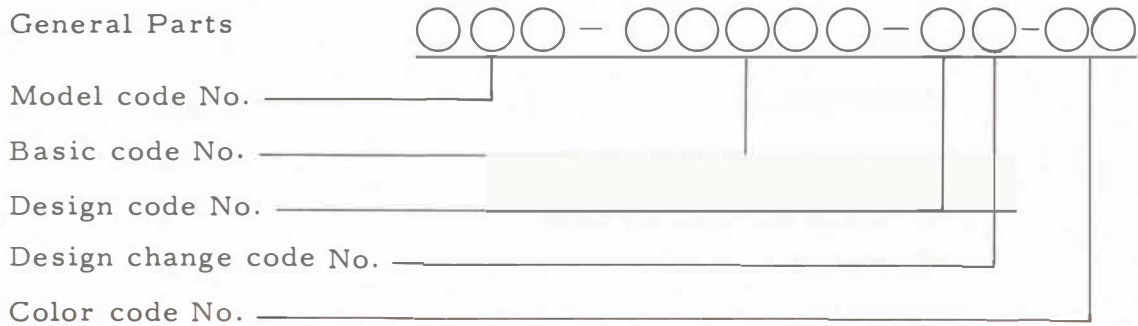


# FOREWORD

This Parts List relates to the parts in use for the Yamaha MX100A. When you are ordering replacement parts for the MX100A, refer to this Parts List and quote both part numbers and part names correctly.

1. Structure of Part No.

Yamaha parts are divided largely into two categories; general parts and standard parts, and each part No. has the following structure:



Note: Every standard No. begins with 9.

2. How to Use this Parts List

(1) Except for steel balls (whose size is indicated in inches), the size of all parts is indicated in millimeters in the following manner.

- Pipe (rubber or vinyl) . . . . Inside diameter - length
- O-ring . . . . . Section area - inside diameter
- Washer, shim, collar . . . . Inside diameter - outside diameter - thickness (length)

(2) Parts, which are to be supplied in the form of assemblies, are listed with an indention of one letter's space, and a dot (.) is put

against the name of each part. If any two different assemblies (e.g., right and left side components) consist of almost the same type components, these two assemblies are listed in two lines, and then the names of component parts are listed in the subsequent lines with an indentation as mentioned earlier. The quantity of parts is given in the following manner; that is, in the case of parts being the same in type between the right and left, a total quantity of parts is given. On the other hand, if the right and left side parts are different in type, the quantity of part(s) on each side is given.

Example

Description	Q'ty
CARBURETOR ASS'Y, left	1
CARBURETOR ASS'Y, right	1
• JET, pilot	2
• NOZZLE, main	2
⋮	
• LEVER, starter, left	1
• LEVER, starter, right	1

(3) Key to Symbols

- U. R. . . . . Use size (thickness) and/or number as required
- U. N . . . . . Use as many as you need
- T . . . . . Number of teeth in a gear
- V . . . . . Voltage for light bulbs
- S . . . . . "S" type oil seal or "S" type circlip
- SD . . . . . "SD" type oil seal
- SO . . . . . "SO" type oil seal
- SW . . . . . "SW" type oil seal
- E . . . . . "E" type circlip
- R . . . . . "R" type circlip
- F/No. . . . . Frame No. (Applicable machine No.)



- (4) The right and left in relation to parts are determined on the basis of the rider facing toward the front.
- (5) This Parts List is based on the model in the production line on May, 20, 1973. Accordingly, if any modifications which have been made to parts will be announced in the Yamaha Parts News. It is advisable that according to the Yamaha Parts News, You will make necessary corrections to the Parts List on hand to keep it up-to dated.



# CONTENTS

## ENGINE

Fig. 1	Crankcase · Cylinder	1
Fig. 2	Crankcase Cover	5
Fig. 3	Crank · Piston	7
Fig. 4	Clutch	11
Fig. 5	Transmission	15
Fig. 6	Shifter 1	19
Fig. 7	Shifter 2	21
Fig. 8	Kick Starter	23
Fig. 9	Intake	25
Fig. 10	Carburetor	27
Fig. 11	Exhaust	31
Fig. 12	Oil Pump	33
Fig. 13	Flywheel Magneto	37

## CHASSIS

Fig. 14	Frame · Side Cover	41
Fig. 15	Rear Arm · Rear Cushion	45
Fig. 16	Stand · Footrest · Brake Pedal	47
Fig. 17	Front Fender · Rear Fender	49
Fig. 18	Steering	51
Fig. 19	Front Fork	53
Fig. 20	Handle · Wire	55
Fig. 21	Fuel Tank	59
Fig. 22	Oil Tank	61
Fig. 23	Seat	63
Fig. 24	Front Wheel	65
Fig. 25	Rear Wheel	67

Fig. 26 Electrical ..... 71

**NUMERICAL INDEX**

# ENGINE

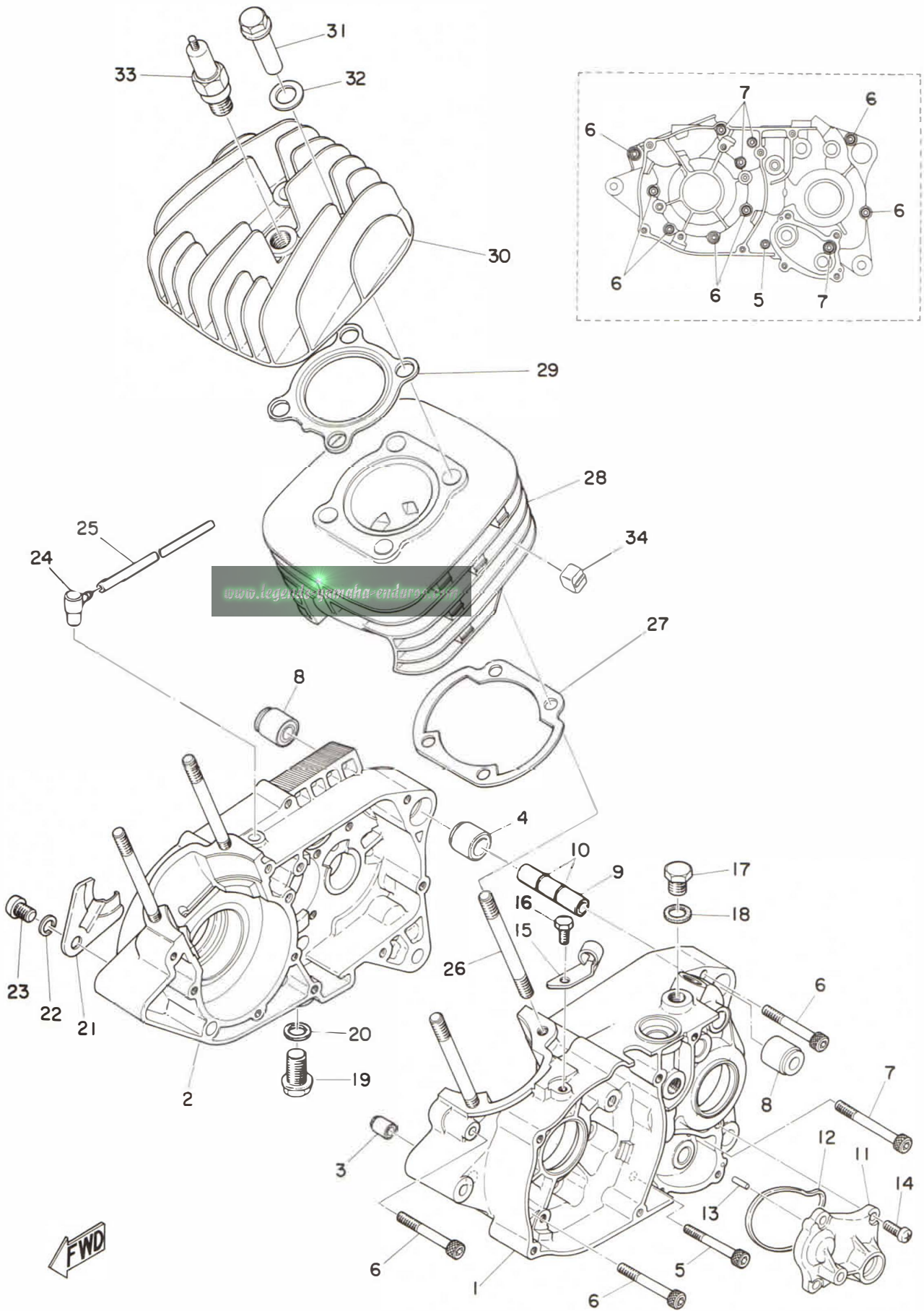


ENDURO





Fig. 1 CRANKCASE · CYLINDER

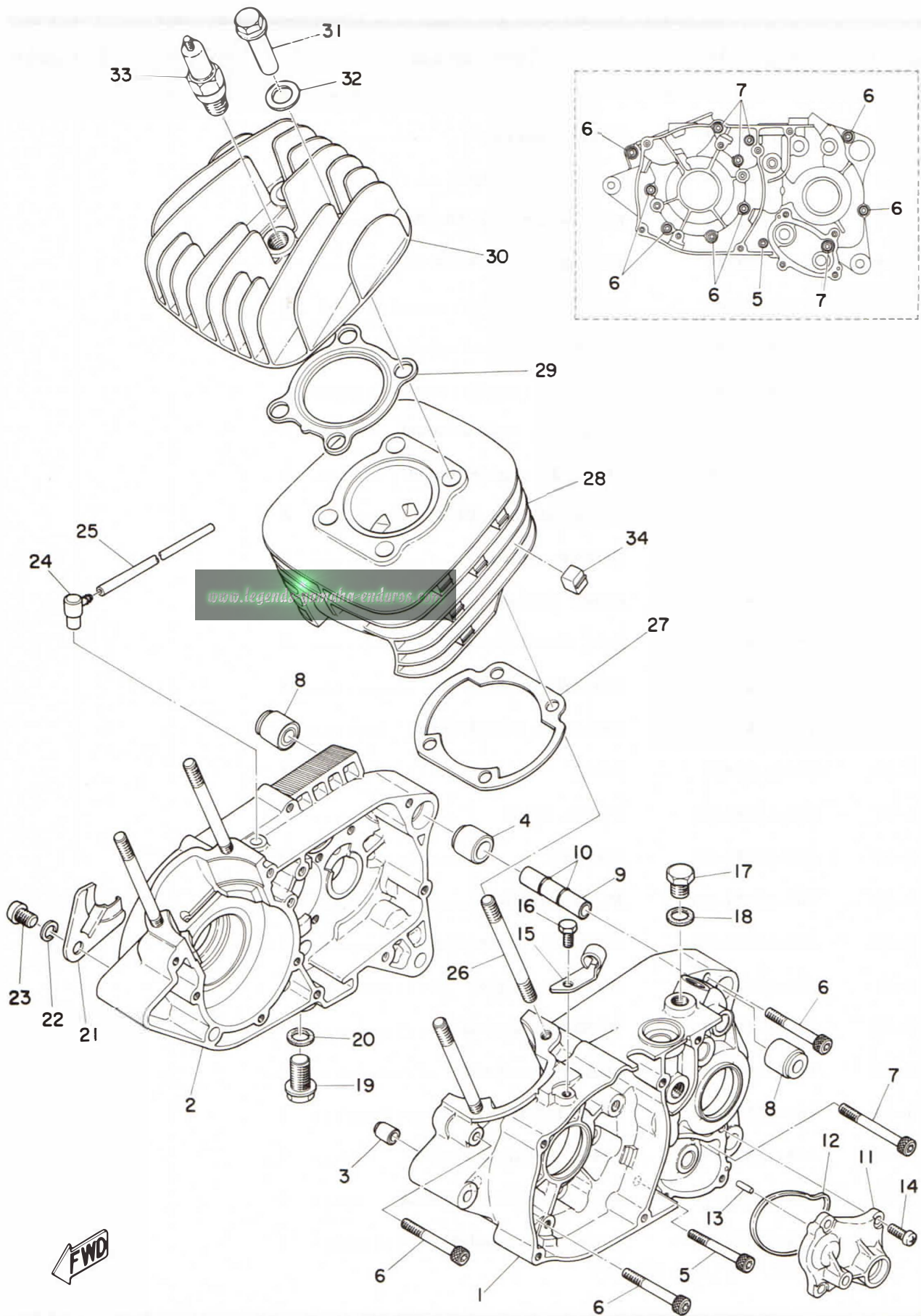




# CRANKCASE · CYLINDER

Ref. No.	Parts No.	Description	Q'ty	Applicable Machine No.	Remarks
1- 1	403-15111-01	CASE, crank left .....	1		
1- 2	403-15121-01	CASE, crank right .....	1		
1- 3	91810-02014	PIN, dowel (6.4-10-14) .....	1		
1- 4	91810-19020	PIN, dowel (16.5-20-20) .....	1		
1- 5	91316-06040	BOLT .....	1		
1- 6	91316-06050	BOLT .....	7		
1- 7	91316-06060	BOLT .....	4		
1- 8	328-15316-00	DAMPER, engine mount .....	2		
1- 9	401-15317-00	SPACER, engine mount .....	1		
1-10	93210-11073	O-RING (2.4-10.8) .....	2		
1-11	401-15419-01	COVER, shifter .....	1		
1-12	401-15449-00	RING, rubber .....	1		
1-13	93603-12007	PIN, dowel (3-12) .....	2		
1-14	92501-06015	SCREW, panhead .....	4		
1-15	401-15441-01	HOLDER, clutch wire .....	1		
1-16	91201-06012	BOLT .....	1		
1-17	288-18588-00	PLUG, blind .....	1		
1-18	136-82543-00	GASKET .....	1		
1-19	132-15351-00	PLUG, drain .....	1		
1-20	132-15353-00	GASKET, drain plug .....	1		
1-21	304-15128-00	HOLDER, right .....	1		
1-22	92901-08100	WASHER, spring .....	1		
1-23	92501-08012	SCREW, panhead .....	1		
1-24	120-15371-00	BREATHER .....	1		
1-25	304-15373-00	PIPE, breather (5-200) .....	1		
1-26	276-11361-00	BOLT, cylinder holding .....	4		
1-27	276-11351-00	GASKET, cylinder .....	1		
	346-11351-00-00				

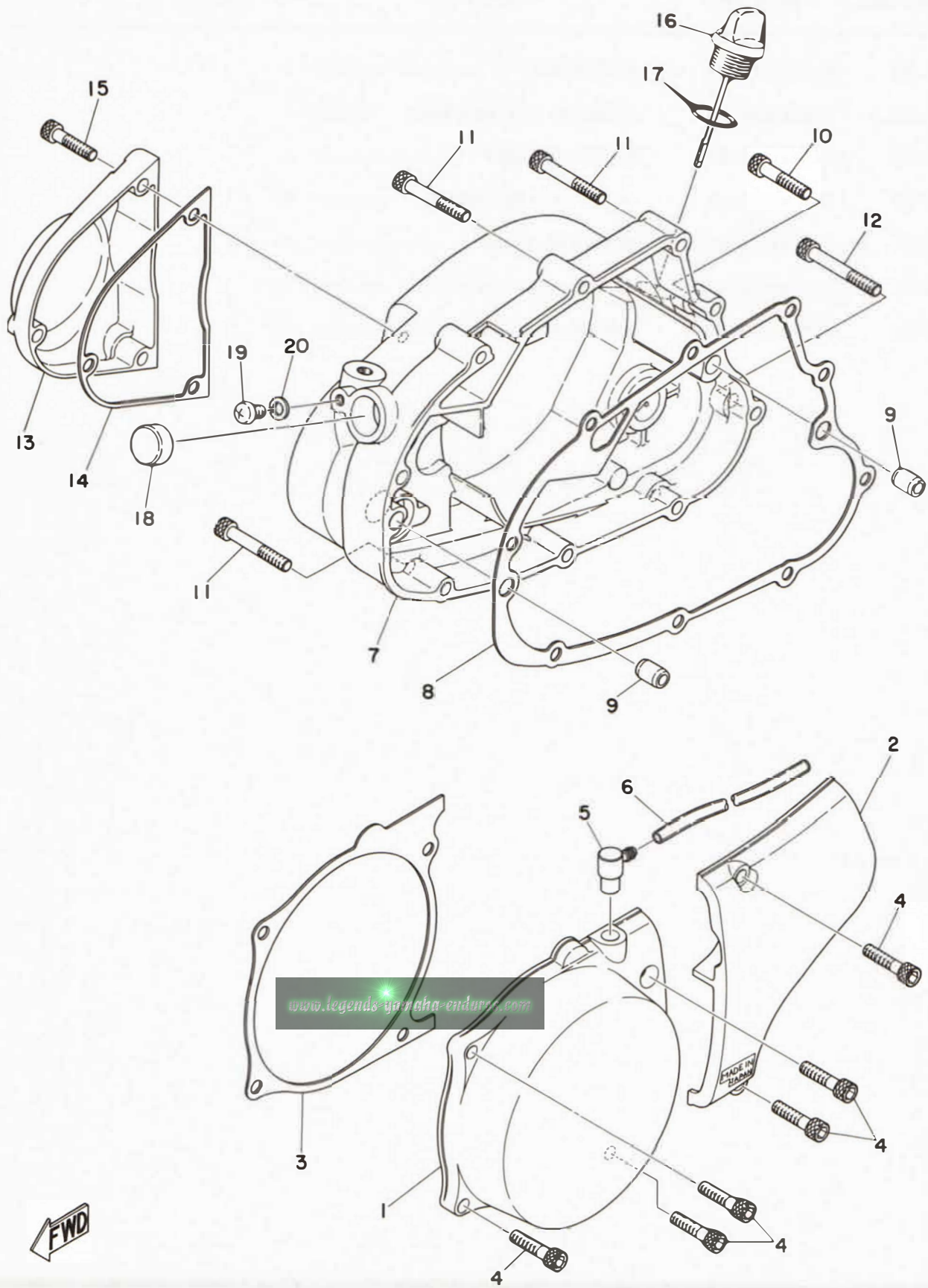
Fig. 1 CRANKCASE · CYLINDER



# CRANKCASE · CYLINDER

Ref. No.	Parts No.	Description	Q'ty	Applicable Machine No.	Remarks
1-28	427-11311-00	CYLINDER .....	1		
1-29	305-11181-00	GASKET, cylinder head .....	1		
1-30	427-11111-00	HEAD, cylinder .....	1		
1-31	248-11171-01	NUT, cylinder holding .....	4		
1-32	278-11175-00	WASHER, plain .....	4		
1-33	94701-00074	PLUG, spark (B-8EV) .....	1		
1-34	427-11161-00	ABSORBER .....	12		

Fig. 2 CRANKCASE COVER

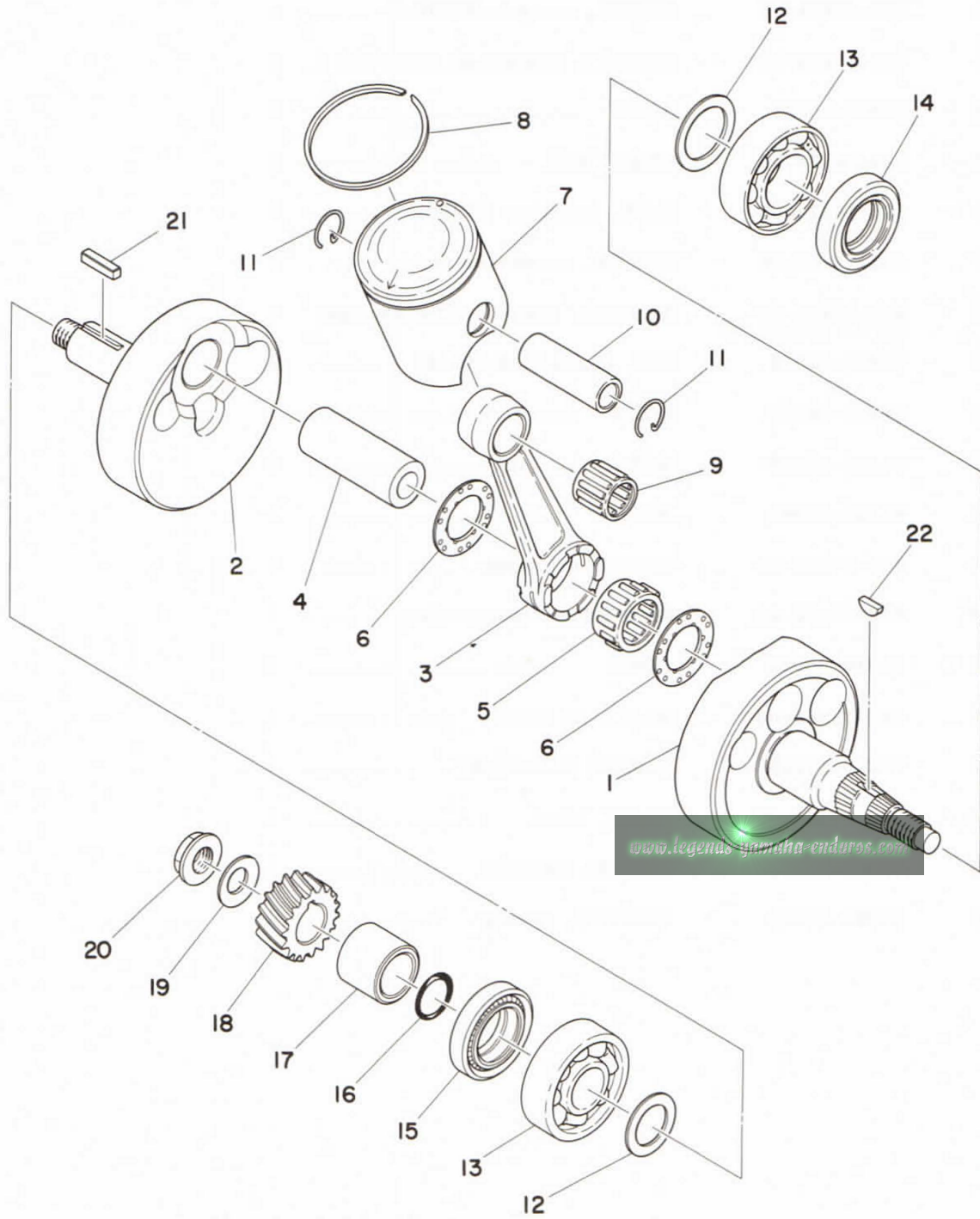


# CRANKCASE COVER

Ref. No.	Parts No.	Description	Q'ty	Applicable Machine No.	Remarks
2- 1	401-15411-00	COVER, crankcase left 1	..... 1		
2- 2	401-15421-00	COVER, crankcase left 2	..... 1		
2- 3	401-15455-00	GASKET, crankcase cover left 1	1		
2- 4	91316-06025	BOLT	..... 6		
2- 5	120-15371-00	BREATHER	..... 1		
2- 6	304-15373-00	PIPE, breather (5-200)	..... 1		
2- 7	401-15431-00	COVER, crankcase right	.... 1		
2- 8	401-15451-00 <i>3WL-15451-00</i>	GASKET, crankcase cover right	1		
2- 9	91810-02014	PIN, dowel (6.4-10-14)	..... 2		
2-10	91316-06030	BOLT	..... 3		
2-11	91316-06040	BOLT	..... 5		
2-12	91316-06045	BOLT	..... 1		
2-13	401-15416-00	COVER, oil pump	..... 1		
2-14	402-15456-00	GASKET, oil pump cover	.... 1		
2-15	91316-06025	BOLT	..... 3		
2-16	401-15362-00	PLUG, oil level	..... 1		
2-17	93210-19123	O-RING (2.4-19.0)	..... 1		
2-18	363-17481-00	PLUG, blind	..... 1		
2-19	92501-06010	SCREW, panhead	..... 1		
2-20	92901-06100	WASHER, spring	..... 1		



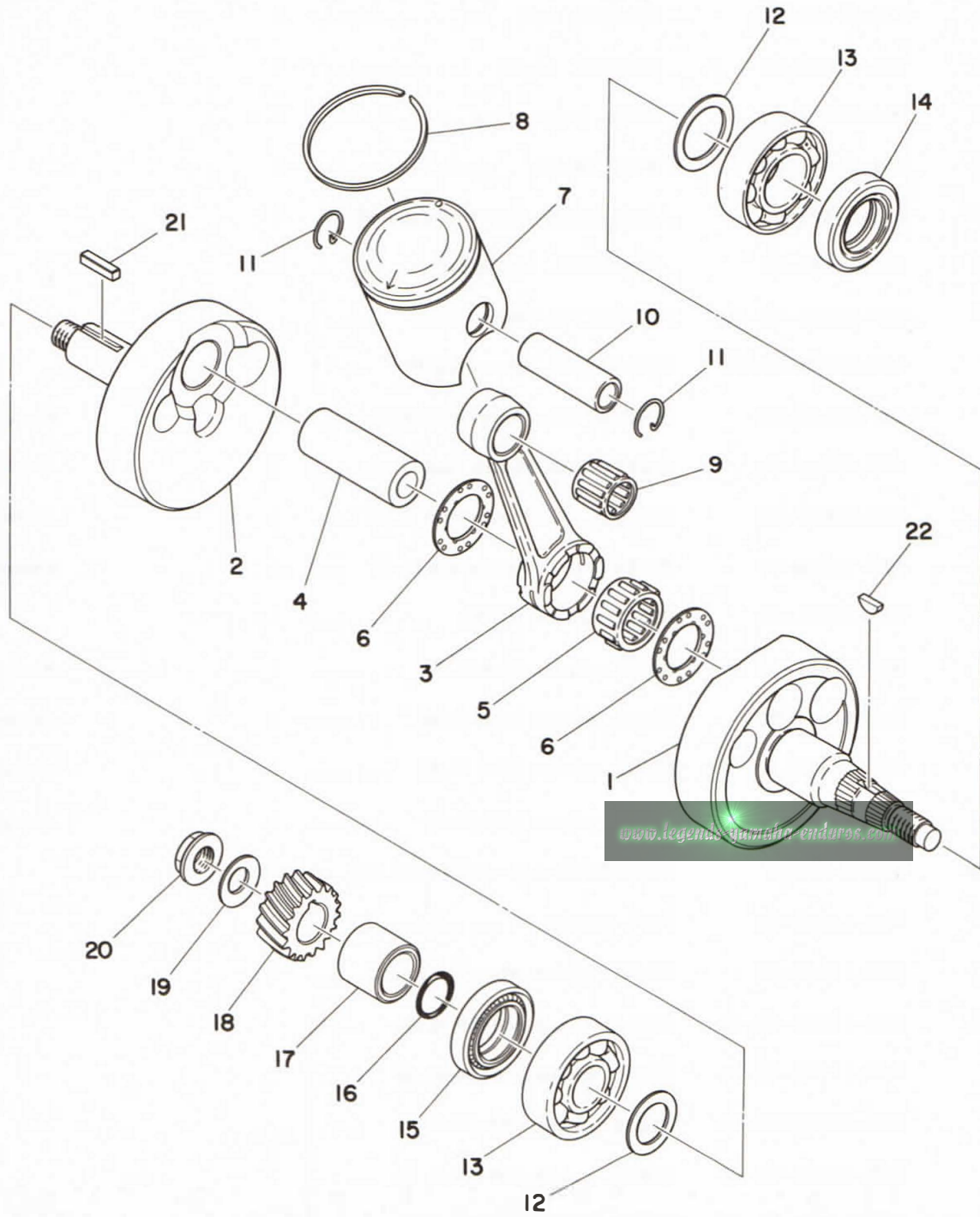
Fig. 3 CRANK · PISTON



# CRANK · PISTON

Ref. No.	Parts No.	Description	Q'ty	Applicable Machine No.	Remarks
3- 0-1	403-11400-00	CRANK ASS'Y .....	1		
3- 1	336-11412-01	. CRANK, left .....	1		
3- 2	336-11422-01	. CRANK, right .....	1		
3- 3	346-11651-70	. ROD, connecting .....	1		
3- 4	164-11681-00	. PIN, crank .....	1		
3- 5	93310-42249	. BEARING, con-rod big end ..	1		
3- 6	164-11685-00	. WASHER, crank pin .....	2		
3- 7	427-11631-00-96	PISTON (51.96mm STD) ....	} U.R 1		
	427-11631-00-98	PISTON (51.98mm STD) ....			
	427-11635-00	PISTON (52.25mm 1st O. S) ...	1		Alternate Parts
	427-11636-00	PISTON (52.50mm 2nd O. S) ...	1		Alternate Parts
	427-11637-00	PISTON (52.75mm 3rd O. S) ....	1		Alternate Parts
	427-11638-00	PISTON (53.00mm 4th O. S) ...	1		Alternate Parts
3- 8	427-11611-00	RING, piston (STD) .....	1		
	427-11611-10	RING, piston (1st O. S) .....	1		Alternate Parts
	427-11611-20	RING, piston (2nd O. S) .....	1		Alternate Parts
	427-11611-30	RING, piston (3rd O. S) .....	1		Alternate Parts
	427-11611-40	RING, piston (4th O. S) .....	1		Alternate Parts
3- 9	93310-21403	BEARING, con-rod small end ..	1		
3-10	131-11633-00	PIN, piston .....	1		
3-11	131-11634-00	CLIP, piston pin .....	2		
3-12	136-11561-00-03	SHIM, crank (20-30-0.3) ....	} U.R 2		
	136-11561-00-04	SHIM, crank (20-30-0.4) ....			
	136-11561-00-05	SHIM, crank (20-30-0.5) ....			
	136-11561-00-06	SHIM, crank (20-30-0.6) ....			
	136-11561-00-07	SHIM, crank (20-30-0.7) ....			
	136-11561-00-08	SHIM, crank (20-30-0.8) ....			

Fig. 3 CRANK · PISTON

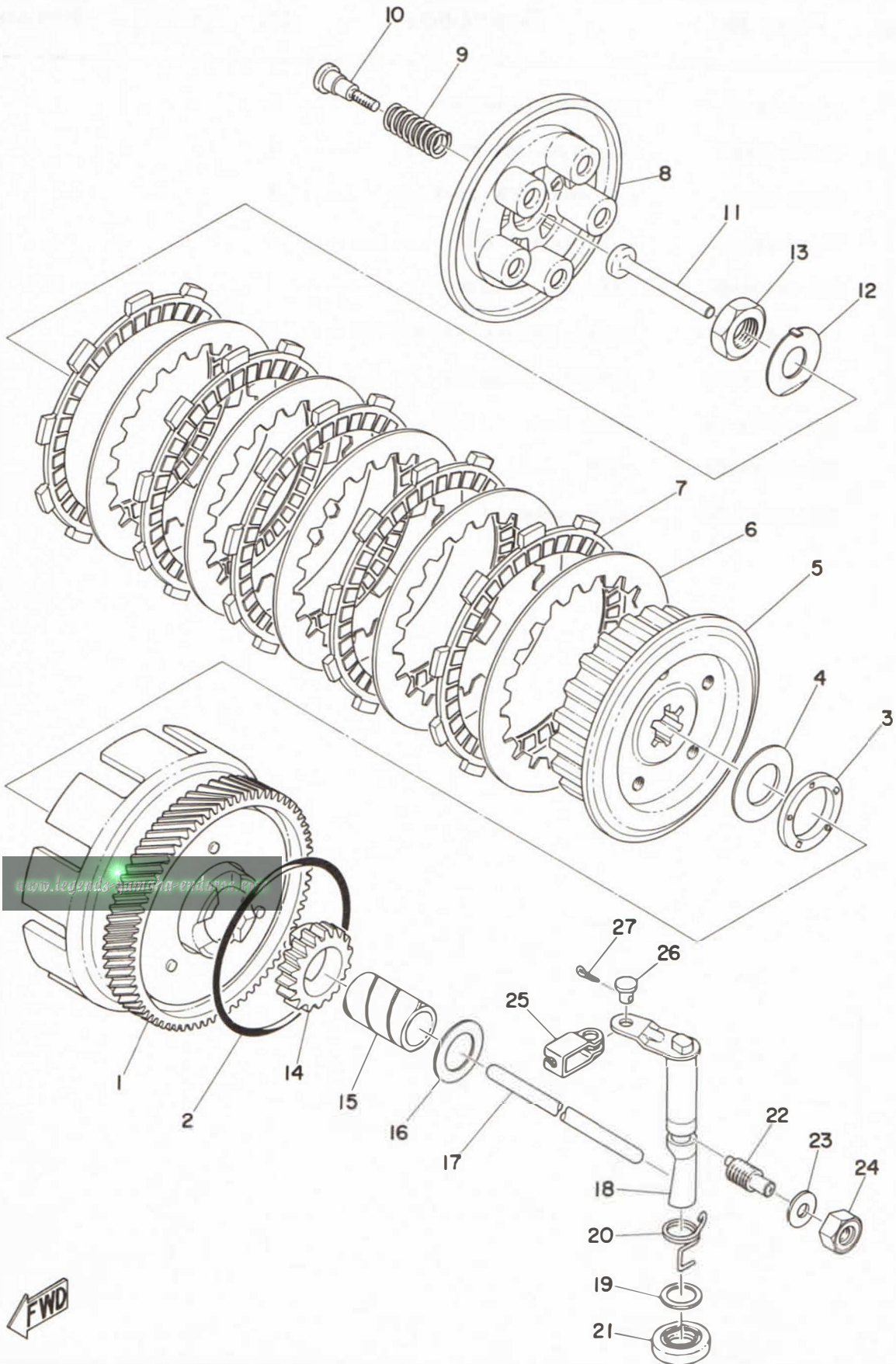




# CRANK · PISTON

Ref. No.	Parts No.	Description	Q'ty	Applicable Machine No.	Remarks
3-13	93306-30405	BEARING (6304C3) .....	2		
3-14	93102-20010	OIL SEAL (SD-20-40-8) .....	1		
3-15	93103-28011	OIL SEAL (SW-28-40-8) .....	1		
3-16	93210-18023	O-RING (1.2-7.6) .....	1		
3-17	276-16136-00	COLLAR, distance .....	1		
3-18	336-16111-00	GEAR, primary drive (19T) ....	1		
3-19	164-16119-00	SPRING, belleville .....	1		
3-20	353-16144-00	NUT, lock .....	1		
3-21	353-11546-00	KEY .....	1		
3-22	146-11545-00	KEY, woodruff .....	1		

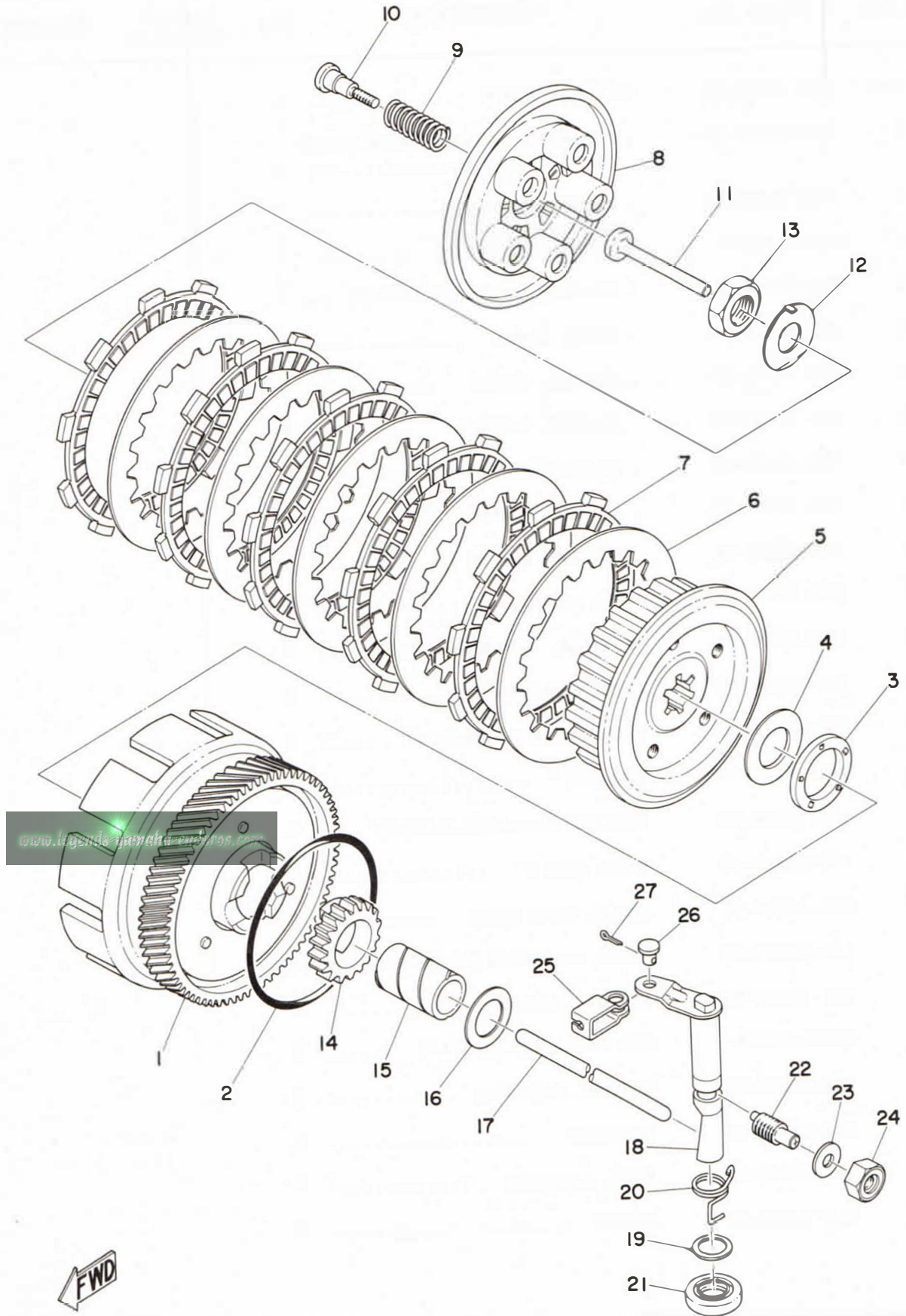
Fig. 4 CLUTCH



# CLUTCH

Ref. No.	Parts No.	Description	Q'ty	Applicable Machine No.	Remarks
4- 0-1	403-16301-00	CLUTCH ASS'Y .....	1		
4- 1	403-16150-00	. PRIMARY DRIVEN GEAR COMP. (74T) .....	1		
4- 2	132-16369-00	. RING, friction .....	1		
4- 3	93341-22302	. BEARING, thrust .....	1		
4- 4	276-16154-00	. PLATE, thrust (17. 2-37-4) ...	1		
4- 5	132-16371-02	. BOSS, clutch .....	1		
4- 6	137-16324-00	. PLATE, clutch .....	5		
4- 7	401-16321-00	. PLATE, friction .....	4		
4- 8	132-16351-00	. PLATE, pressure .....	1		
4- 9	137-16333-00	. SPRING, clutch .....	5		
4-10	137-16337-01	. SCREW, spring .....	5		
4-11	137-16356-00	ROD, push 1 .....	1		
4-12	137-16378-00	WASHER, clutch boss .....	1		
4-13	137-16377-00	NUT, clutch boss .....	1		
4-14	254-15631-00	GEAR, kick pinion (19T) .....	1		
4-15	164-16181-00	SPACER .....	1		
4-16	122-16164-00	PLATE, thrust (17. 2-30-2) ...	1		
4-17	403-16357-00	ROD, push 2 .....	1		
4-18	401-16382-01	AXLE, push lever .....	1		
4-19	150-25153-00	SHIM, cam shaft (14-26-0.5) ...	1		
4-20	401-16345-00	SPRING, return .....	1		
4-21	93104-14004	OIL SEAL (SO-14-25-5) .....	1		
4-22	364-16343-00	SCREW, adjusting .....	1		
4-23	363-16387-00	GASKET .....	1		
4-24	363-16344-00	NUT, adjusting .....	1		
4-25	214-16389-00	JOINT .....	1		

Fig. 4 CLUTCH

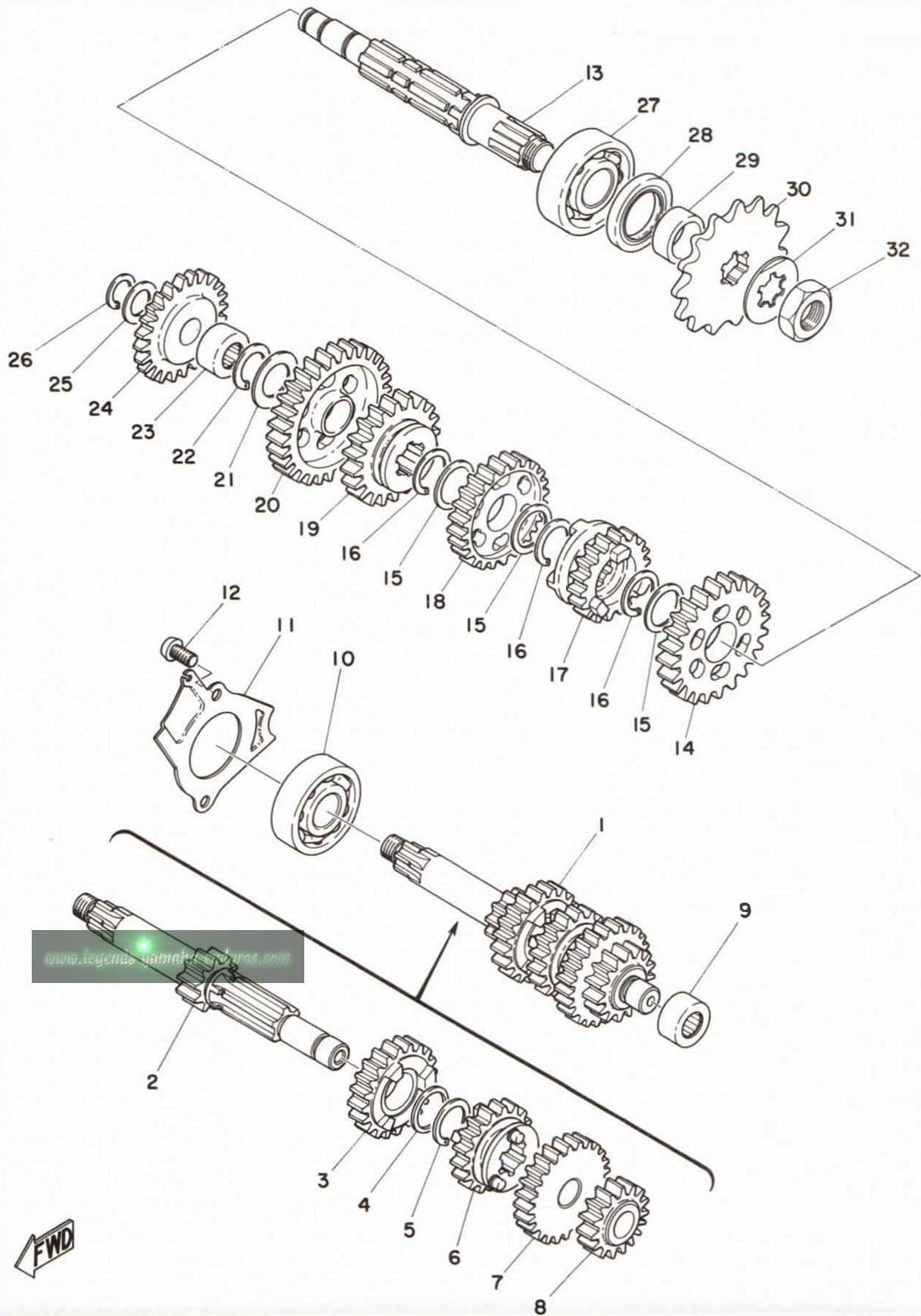


# CLUTCH

Ref. No.	Parts No.	Description	Q'ty	Applicable Machine No.	Remarks
4-26	214-16379-00	PIN .....	1		
4-27	91401-10010	PIN, cotter .....	1		



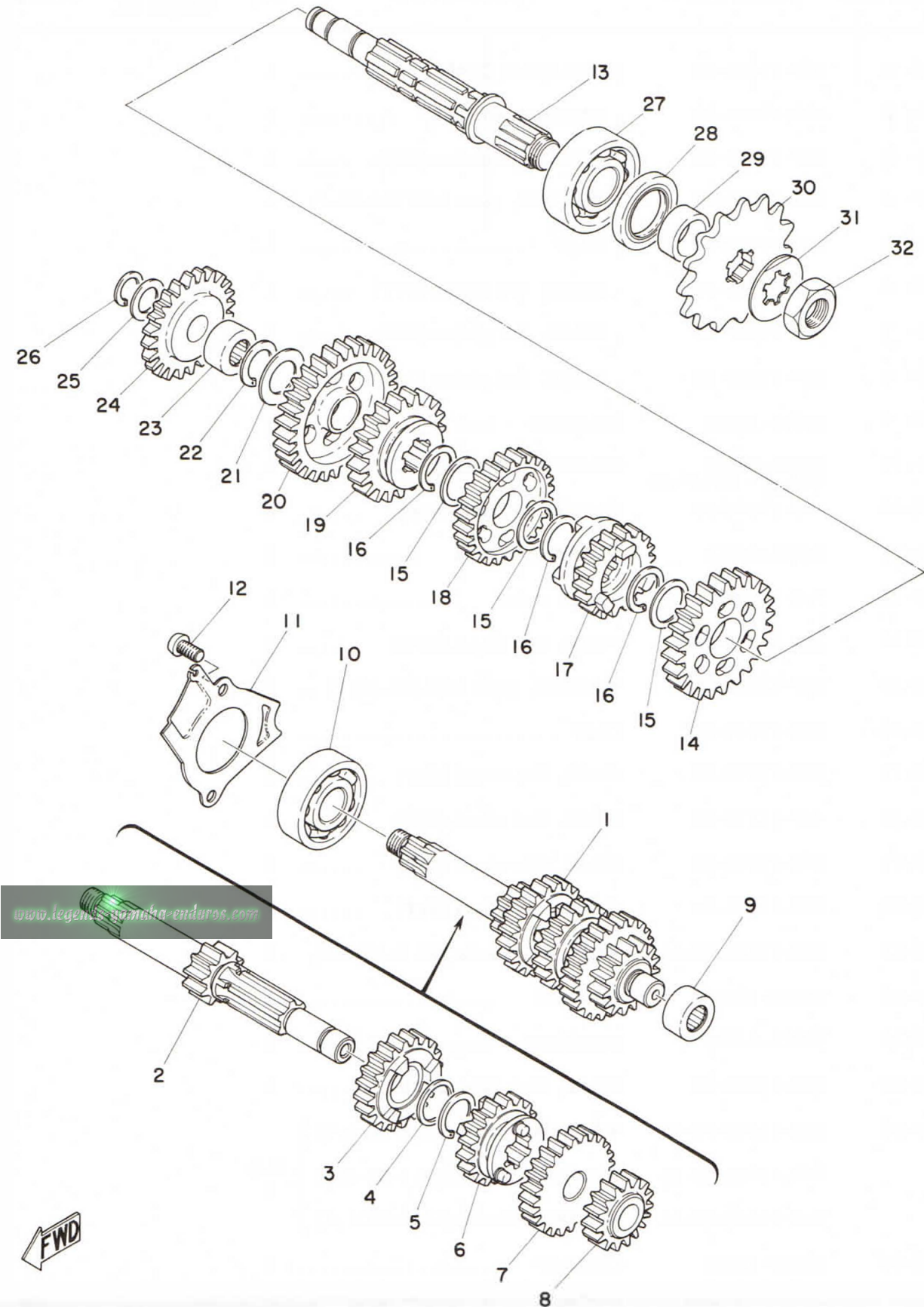
Fig. 5 TRANSMISSION



# TRANSMISSION

Ref. No.	Parts No.	Description	Q'ty	Applicable Machine No.	Remarks
5- 1	427-17410-00	MAIN AXLE COMP. ....	1		
5- 2	403-17411-00	. AXLE, main (12T) ....	1		
5- 3	427-17141-00	. GEAR, 4th pinion (22T) ....	1		
5- 4	132-17216-00	. WASHER, gear hold (20-25-1)	1		
5- 5	132-17414-00	. CLIP .....	1		
5- 6	427-17131-00	. GEAR, 3rd pinion (19T) ....	1		
5- 7	427-17151-00	. GEAR, 5th pinion (23T) ....	1		
5- 8	427-17121-00	. GEAR, 2nd pinion (16T) ....	1		
5- 9	93315-31502	BEARING .....	1		
5-10	93306-30304	BEARING (B6303Z) .....	1		
5-11	73306-30317-00 403-17471-00	PLATE, bearing cover .....	1		
5-12	92501-06012	SCREW, panhead .....	2		
5-13	315-17421-01	AXLE, drive .....	1		
5-14	427-17221-00	GEAR, 2nd wheel (30T) .....	1		
5-15	132-17216-00	WASHER, gear hold (20-25-1) ..	3		
5-16	132-17414-00	CLIP .....	3		
5-17	427-17251-00	GEAR, 5th wheel (22T) .....	1		
5-18	427-17231-00	GEAR, 3rd wheel (26T) .....	1		
5-19	265-17241-00	GEAR, 4th wheel (24T) .....	1		
5-20	265-17211-00	GEAR, 1st wheel (34T) .....	1		
5-21	164-17427-00-06	SHIM, drive axle (15. 2-30-0. 6)	1		
5-22	93440-15012	CIRCLIP .....	1		
5-23	93311-31515	BEARING .....	1		
5-24	403-15651-00	GEAR, kick idle (28T) .....	1		
5-25	132-15653-00-10	WASHER, thrust (13. 3-22-1. 0)	} U.R 1		
	132-15653-00-12	WASHER, thrust (13. 3-22-1. 2)			
	132-15653-00-14	WASHER, thrust (13. 3-22-1. 4)			
5-26	93410-13004	CIRCLIP .....	1		

Fig. 5 TRANSMISSION

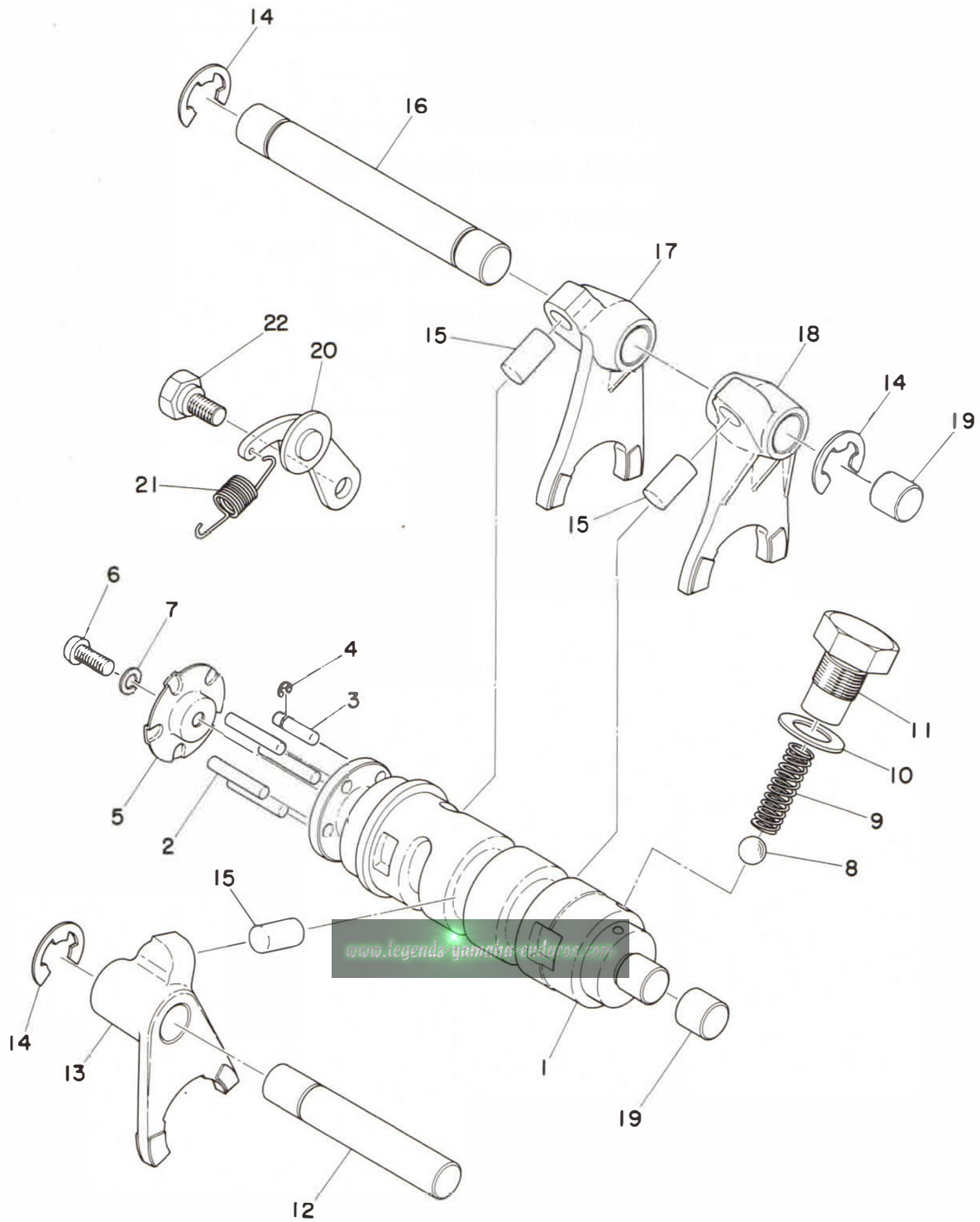




# TRANSMISSION

Ref. No.	Parts No.	Description	Q'ty	Applicable Machine No.	Remarks
5-27	93306-30401	BEARING (B 6304) .....	1		
5-28	93102-26042	OIL SEAL (SD-26-38-5) .....	1		
5-29	164-17462-00	COLLAR, distance (10.1-16-9.3)	1		
5-30	174-17461-30	SPROCKET, drive (13T) ....	} U.R 1		STD
	174-17461-40	SPROCKET, drive (14T) ....			
	174-17461-50	SPROCKET, drive (15T) ....			
5-31	102-17464-00	WASHER, lock .....	1		
5-32	102-17463-00	NUT, lock .....	1		

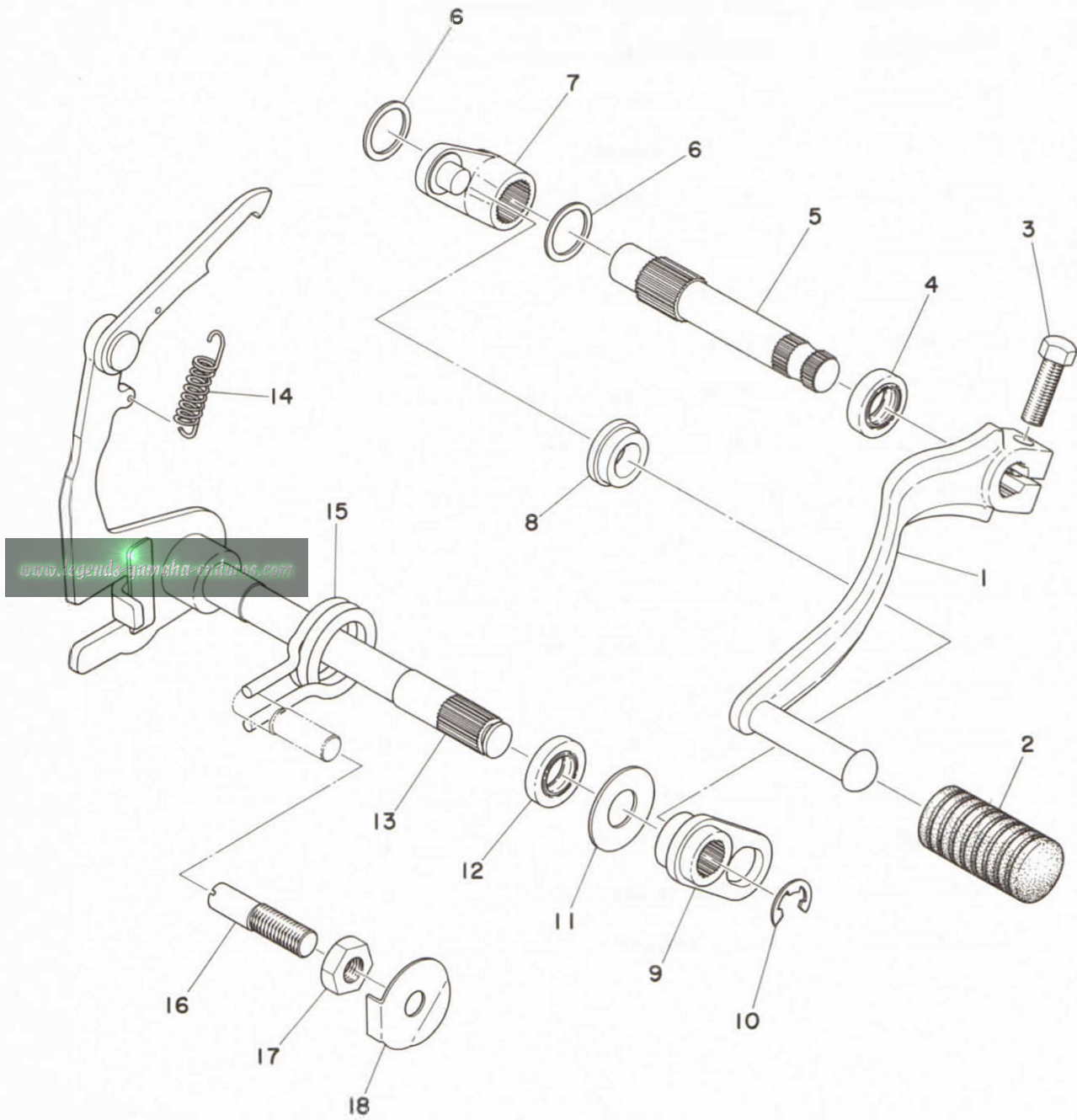
Fig. 6 SHIFTER 1



# SHIFTER 1

Ref. No.	Parts No.	Description	Q'ty	Applicable Machine No.	Remarks
6- 1	401-18541-00	CAM, shift .....	1		
6- 2	93604-22050	PIN, dowel (4-21.8) .....	4		
6- 3	174-18544-00	PIN, locating .....	1		
6- 4	93430-03014	CLIP, locating .....	1		
6- 5	164-18561-00	PLATE, side .....	1		
6- 6	98501-05012	SCREW, panhead .....	1		
6- 7	92901-05100	WASHER, spring .....	1		
6- 8	93505-16006	BALL (5/16 inch) .....	1		
6- 9	174-18558-00	SPRING, neutral .....	1		
6-10	137-15353-00	GASKET .....	1		
6-11	174-18578-00	SCREW, spring .....	1		
6-12	248-18531-00	BAR, shift fork guide .....	1		
6-13	248-18512-01	FORK, shift 2 .....	1		
6-14	93430-10017	CIRCLIP (E-10) .....	3		
6-15	278-18552-00	PIN, cam follower .....	3		
6-16	214-18531-00	BAR, shift fork guide .....	1		
6-17	248-18513-01	FORK, shift 3 .....	1		
6-18	248-18511-01	FORK, shift 1 .....	1		
6-19	214-15385-00	PLUG, blind .....	2		
6-20	132-18140-01	STOP LEVER ASS'Y .....	1		
6-21	132-18143-00	SPRING, stopper .....	1		
6-22	132-18177-00	BOLT, stopper .....	1		

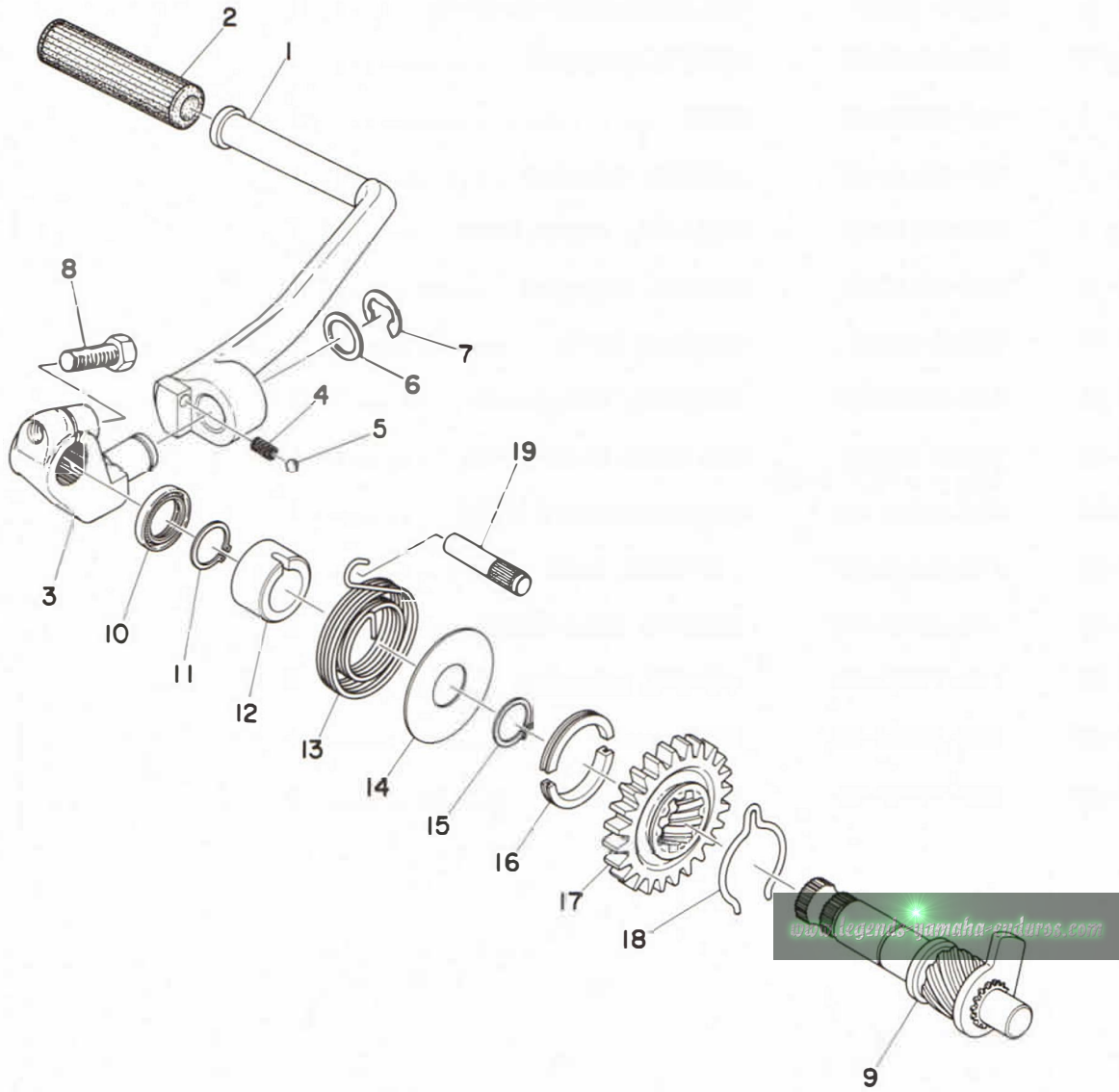
Fig. 7 SHIFTER 2



## SHIFTER 2

Ref. No.	Parts No.	Description	Q'ty	Applicable Machine No.	Remarks
7- 1	401-18111-00-93	PEDAL, change .....	1		
7- 2	132-18113-01	COVER, change pedal .....	1		
7- 3	91101-06020	BOLT .....	1		
7- 4	93109-12012	OIL SEAL (SDO-12-19-5) .....	1		
7- 5	401-18155-00	SHAFT, change 2 .....	1		
7- 6	401-18334-00	SHIM .....	2		
7- 7	401-18151-00	LEVER, change 3 .....	1		
7- 8	401-18178-00	ROLLER, change lever .....	1		
7- 9	401-18152-00	LEVER, change 4 .....	1		
7-10	93430-08006	CIRCLIP (E-8) .....	1		
7-11	132-18137-00	WASHER, change axle .....	1		
7-12	93101-12060	OIL SEAL (S-12-21-4) .....	1		
7-13	401-18101-00 <i>93101-12173-00</i>	CHANGE SHAFT ASS'Y .....	1		
7-14	132-18123-00	. SPRING, shift arm .....	1		
7-15	132-18124-00	SPRING, shaft return .....	1		
7-16	132-18133-00	SCREW, adjusting .....	1		
7-17	248-18134-00	NUT, screw .....	1		
7-18	248-18139-00	WASHER, lock .....	1		

Fig. 8 KICK STARTER

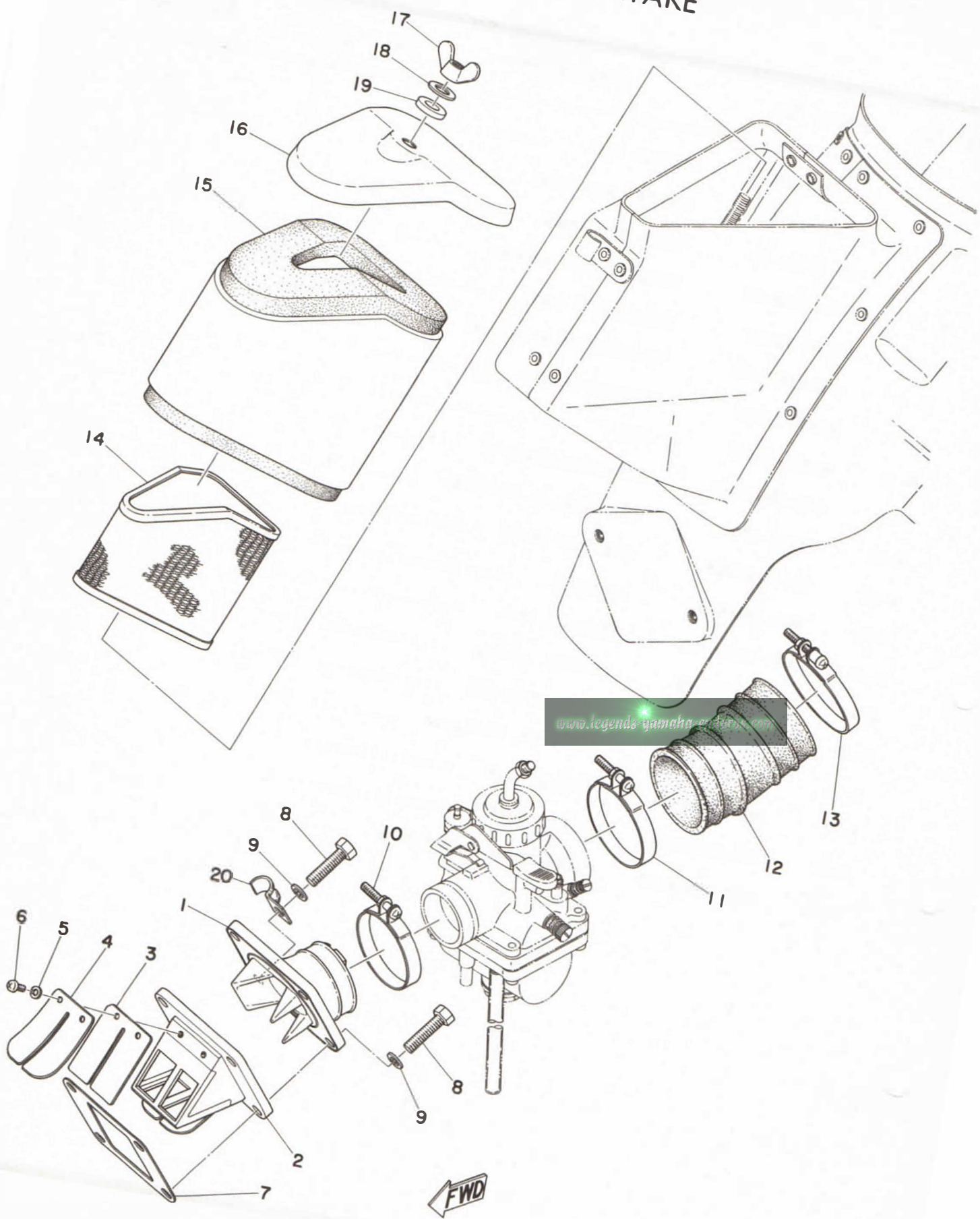


# KICK STARTER

Ref. No.	Parts No.	Description	Q'ty	Applicable Machine No.	Remarks
8- 1	401-15611-00-93	CRANK, kick .....	1		
8- 2	156-15618-01	COVER, kick lever .....	1		
8- 3	401-15621-00	BOSS, kick crank .....	1		
8- 4	278-15622-00	SPRING, boss stopper .....	1		
8- 5	93507-32009	BALL (7/32 inch) .....	1		
8- 6	278-15613-00	WASHER (15.5-24-1.5) .....	1		
8- 7	93430-10016	CIRCLIP (E-10) .....	1		
8- 8	91316-08025	BOLT .....	1		
8- 9	403-15660-01	KICK AXLE ASS'Y .....	1		
8-10	93101-17062	OIL SEAL (S-17-25-4) .....	1		
8-11	93410-17008	CIRCLIP (S-17) .....	1		
8-12	401-15666-00	SPACER .....	1		
8-13	401-15665-00	SPRING, kick .....	1		
8-14	401-15676-00	COVER, spring .....	1		
8-15	93410-30012	CIRCLIP (S-30) .....	1		
8-16	248-15654-00	HOLDER, kick gear .....	2		
8-17	305-15641-00	GEAR, kick .....	1		
8-18	315-15687-00	CLIP, kick .....	1		
8-19	257-15668-00	STOPPER, kick spring .....	1		



Fig. 9 INTAKE

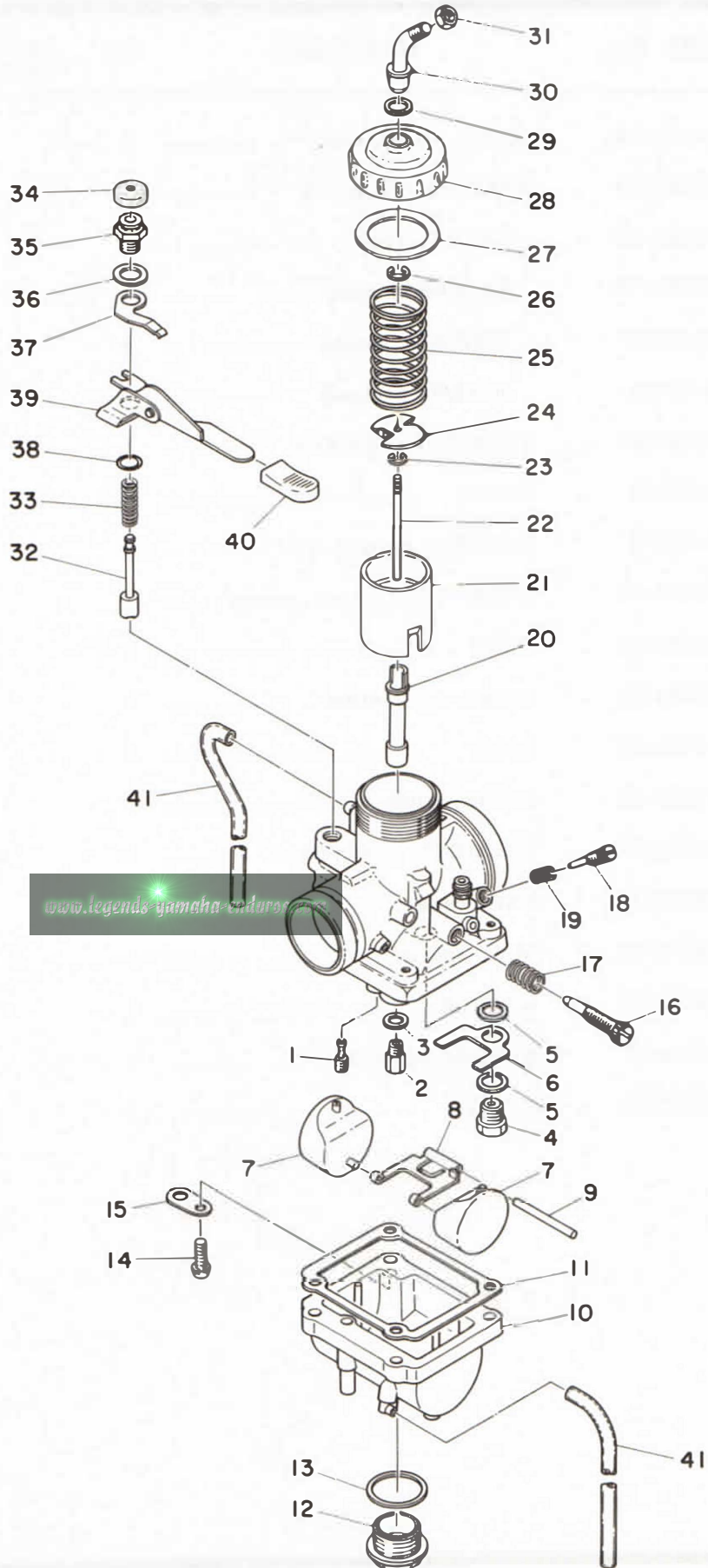




# INTAKE

Ref. No.	Parts No.	Description	Q'ty	Applicable Machine No.	Remarks
9- 1	401-13565-00	JOINT, carburetor .....	1		
9- 2	401-13610-00	REED VALVE ASS'Y .....	1		
9- 3	401-13613-00	. VALVE, reed .....	2		
9- 4	345-13616-70	. STOPPER, reed valve .....	2		
9- 5	92901-03100	. WASHER, spring .....	4		
9- 6	98512-03008	. SCREW, panhead .....	4		
9- 7	314-13621-01	PACKING, valve seat .....	1		
9- 8	91201-06025	BOLT .....	4		
9- 9	92901-06100	WASHER, spring .....	4		
9-10	304-14455-70	BAND .....	1		
9-11	304-14455-00	BAND .....	1		
9-12	401-14453-00	JOINT, air cleaner .....	1		
9-13	308-14455-00	BAND .....	1		
9-14	401-14458-00	GUIDE, filter .....	1		
9-15	401-14451-00	ELEMENT, air cleaner .....	1		
9-16	401-14412-00	CAP, case .....	1		
9-17	322-14439-00	NUT, special .....	1		
9-18	141-23427-00	WASHER .....	1		
9-19	156-23418-00	WASHER, special .....	1		
9-20	363-15485-00	CLAMP .....	1		

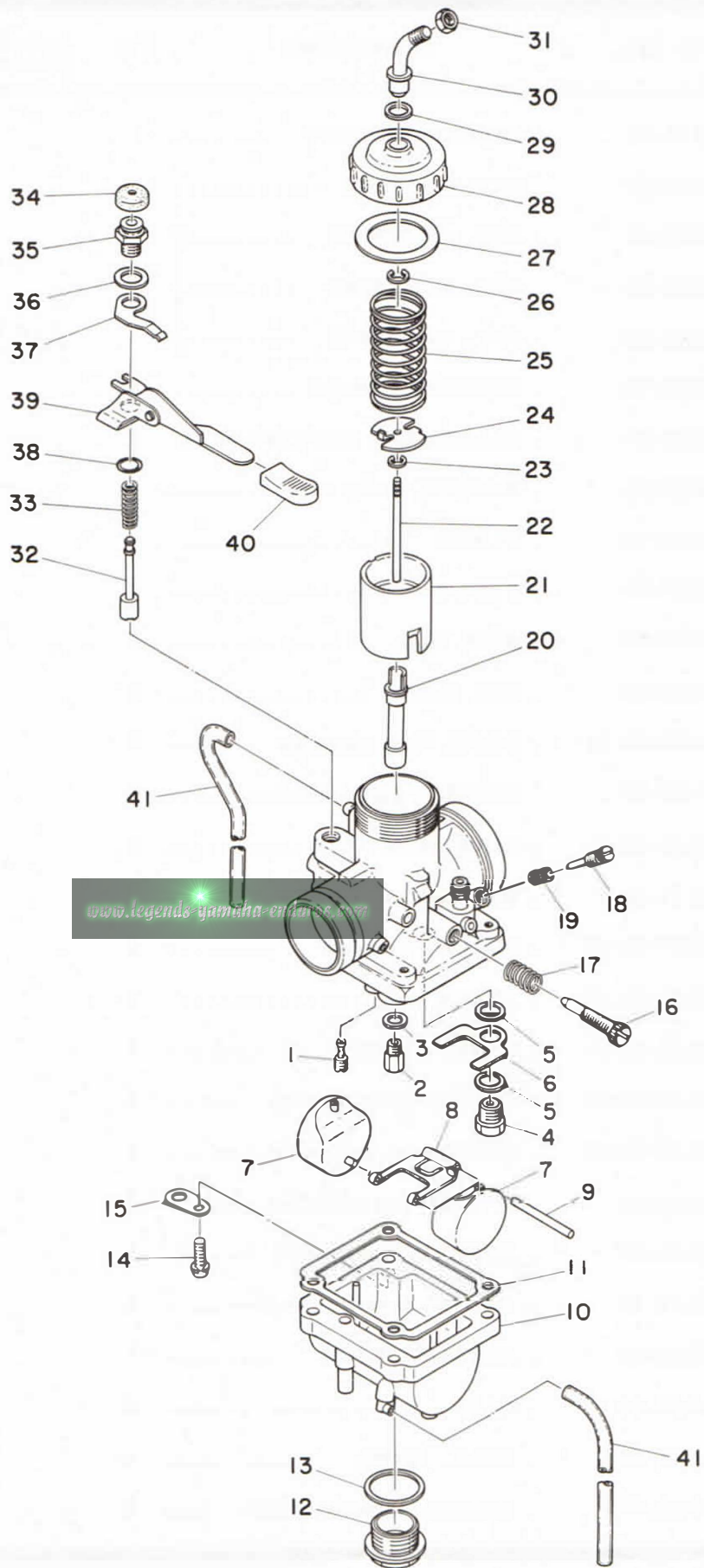
Fig. 10 CARBURETOR



# CARBURETOR

Ref. No.	Parts No.	Description	Q'ty	Applicable Machine No.	Remarks
10- 0-1	427-14101-60	CARBURETOR ASS'Y .....	1		
10- 1	193-14142-50	. JET, pilot (#50) .....	1		
10- 2	137-14143-24	. JET, main (#120) .....	} U.R 1		STD
	137-14143-26	. JET, main (#130) .....			
	137-14143-28	. JET, main (#140) .....			
10- 3	346-14153-70	. WASHER, main jet .....	1		
10- 4	168-14190-25	. VALVE SEAT ASS'Y (#2.5) ...	1		
10- 5	214-14195-00	. WASHER, valve seat .....	2		
10- 6	402-14146-00	. PLATE .....	1		
10- 7	278-14185-00	. FLOAT .....	2		
10- 8	280-14187-00	. ARM, float .....	1		
10- 9	137-14186-00	. PIN, float .....	1		
10-10	402-14181-00-33	. BODY, float chamber .....	1		
10-11	360-14184-00	. GASKET, float chamber .....	1		
10-12	278-14115-00-33	. PLUG, screw .....	1		
10-13	278-14117-00	. WASHER, screw plug .....	1		
10-14	308-14567-00-33	. SCREW, panhead .....	4		
10-15	132-14146-00-33	. PLATE .....	1		
10-16	204-14122-00-33	. SCREW, throttle .....	1		
10-17	137-14133-00-33	. SPRING, throttle stop .....	1		
10-18	152-14123-00-33	. SCREW, air adjusting .....	1		
10-19	127-14134-00	. SPRING, air adjusting .....	1		
10-20	280-14141-34	. NOZZLE, main (O-4) .....	1		
10-21	360-14112-10	. VALVE, throttle (#1.0) .....	1		
10-22	644-14116-03	. NEEDLE (5F3-3) .....	1		
10-23	137-14137-00	. CLIP .....	1		
10-24	401-14136-00	. SEAT, spring .....	1		
10-25	248-14131-00	. SPRING, throttle valve .....	1		

Fig. 10 CARBURETOR



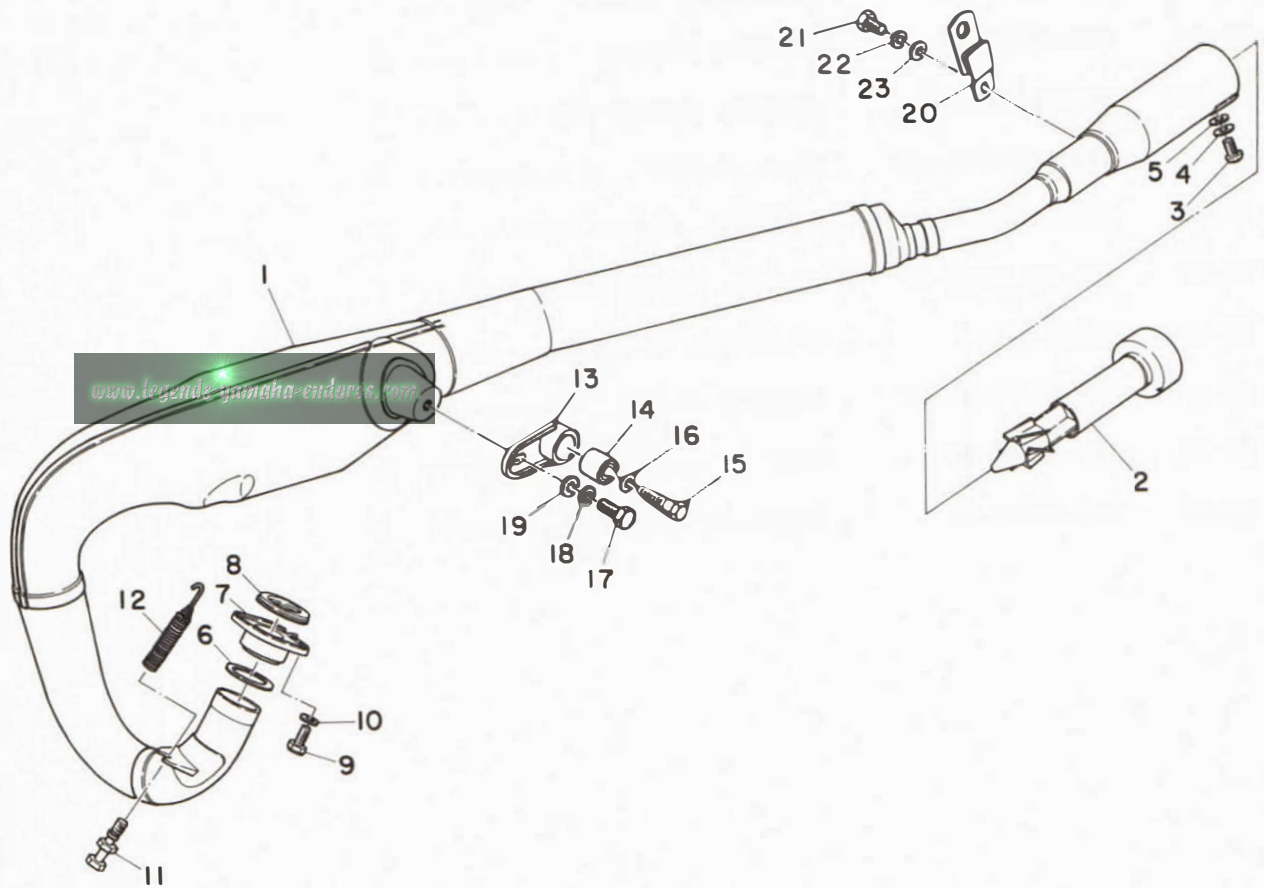
[www.legends-yamaha-enthusiasts.com](http://www.legends-yamaha-enthusiasts.com)



# CARBURETOR

Ref. No.	Parts No.	Description	Q'ty	Applicable Machine No.	Remarks
10-26	363-14137-00	. CLIP .....	1		
10-27	246-14126-00	. PACKING .....	1		
10-28	401-14158-00-33	. TOP, mixing chamber .....	1		
10-29	363-14198-00	. PACKING .....	1		
10-30	363-14155-00	. TUBE, guide wire .....	1		
10-31	127-14161-00	. NUT .....	1		
10-32	278-14171-00	. PLUNGER, starter .....	1		
10-33	256-14135-00	. SPRING, plunger .....	1		
10-34	802-14173-00	. COVER, plunger cap .....	1		
10-35	278-14174-00-33	. CAP, plunger .....	1		
10-36	132-14179-00-33	. WASHER, starter lever .....	1		
10-37	402-14178-00-33	. PLATE, starter lever .....	1		
10-38	93220-09001	. O-RING (1.78-9.25) .....	1		
10-39	278-14175-00-33	. LEVER, starter .....	1		
10-40	360-14169-00	. CAP .....	1		
10-41	183-14197-01	. PIPE, air vent .....	2		

Fig. 11 EXHAUST

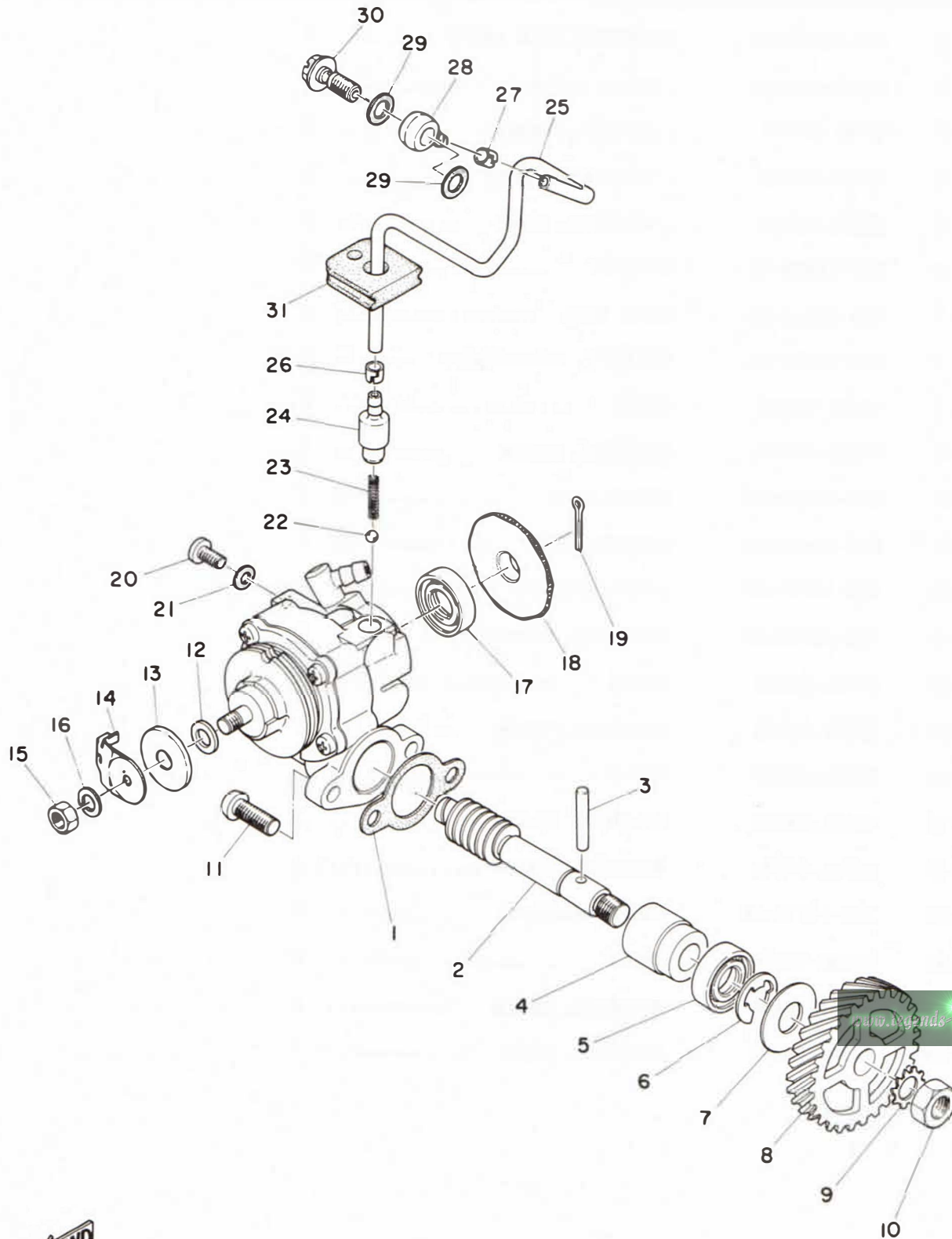




# EXHAUST

Ref. No.	Parts No.	Description	Q'ty	Applicable Machine No.	Remarks
11- 1	427-14610-00	EXHAUST PIPE ASS'Y	1		
11- 2	291-14752-30	PIPE, outlet	1		
11- 3	92501-06010	SCREW, panhead	1		
11- 4	92901-06100	WASHER, spring	1		
11- 5	92901-06200	WASHER, plain	1		
11- 6	248-14623-00	GASKET	1		
11- 7	403-14612-00	NUT, ring	1		
11- 8	152-14613-00	GASKET, exhaust pipe	1		
11- 9	91101-06015	BOLT	2		
11-10	92901-06100	WASHER, spring	2		
11-11	322-14684-10	BOLT, hook	1		
11-12	145-14683-00	SPRING, hook	1		
11-13	363-14771-00	STAY, muffler	1		
11-14	164-22216-00	BUSHING, rear cushion	1		
11-15	97201-08035	BOLT	1		
11-16	92901-08100	WASHER, spring	1		
11-17	97201-08018	BOLT	1		
11-18	92901-08100	WASHER, spring	1		
11-19	92901-08200	WASHER, plain	1		
11-20	308-14771-00	STAY, muffler 1	1		
11-21	91201-06010	BOLT	1		
11-22	92901-06100	WASHER, spring	1		
11-23	92901-06200	WASHER, plain	1		

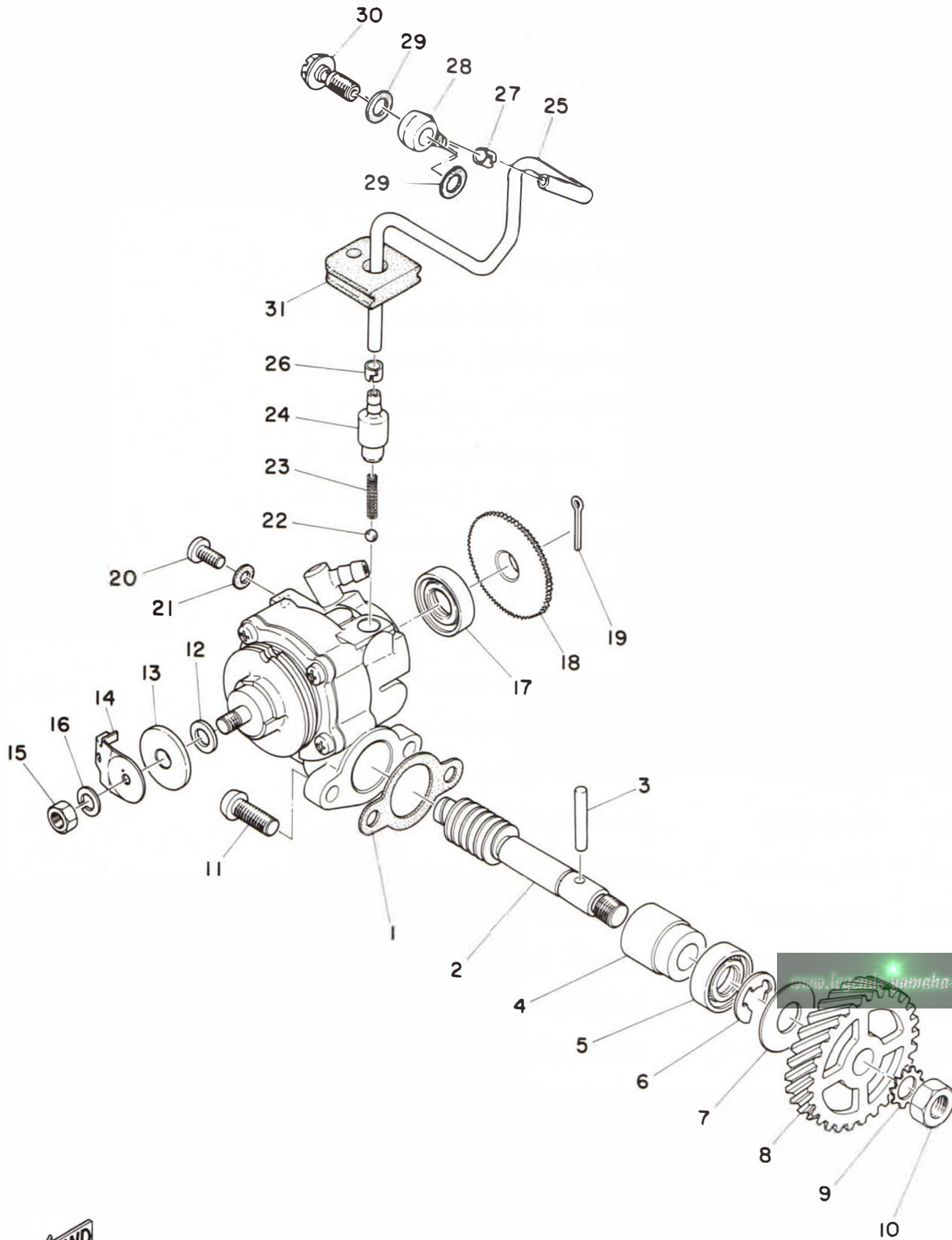
Fig. 12 OIL PUMP



# OIL PUMP

Ref. No.	Parts No.	Description	Q'ty	Applicable Machine No.	Remarks
12- 1	126-13116-00	GASKET, pump case .....	1		
12- 2	275-13175-00	SHAFT, worm .....	1		
12- 3	93603-22028	PIN, dowel (3-21.8) .....	1		
12- 4	137-13176-00	METAL, worm shaft outer .....	1		
12- 5	93101-10002	OIL SEAL (S-10-22-7) .....	1		
12- 6	93430-08006	CIRCLIP (E-8) .....	1		
12- 7	102-18138-00	WASHER .....	1		
12- 8	248-13178-00	GEAR, drive (28T) .....	1		
12- 9	92901-08400	WASHER, tooth .....	1		
12-10	98801-08300	NUT .....	1		
12-11	98501-05015	SCREW, panhead .....	2		
12- 0-1	427-13101-00	OIL PUMP ASS'Y .....	1		
12-12	137-13137-00-10	, SHIM, plunger (5.8-10-0.1) ..	U.R		
12-13	137-13138-01	, PLATE, adjusting .....	1		
12-14	402-13146-00	, COVER .....	1		
12-15	98801-05200	, NUT .....	1		
12-16	92901-05100	, WASHER, spring .....	1		
12-17	93101-10001	, OIL SEAL (S-10-21-5) .....	1		
12-18	137-13128-00	, PLATE, starter .....	1		
12-19	91401-12018	, PIN, cotter .....	1		
12-20	98901-04008	, SCREW, bind .....	1		
12-21	137-13187-00	, GASKET, breather .....	1		
12-22	93505-32002	, BALL (5/32 inch) .....	1		
12-23	278-13169-00	, SPRING, check ball .....	1		
12-24	402-13552-00	, NOZZLE .....	1		
12-25	402-13161-00	, PIPE, delivery (3-90) .....	1		
12-26	214-13164-00	, CLIP, delivery pipe .....	1		
12-27	214-13164-00	CLIP, delivery pipe .....	1		

Fig. 12 OIL PUMP



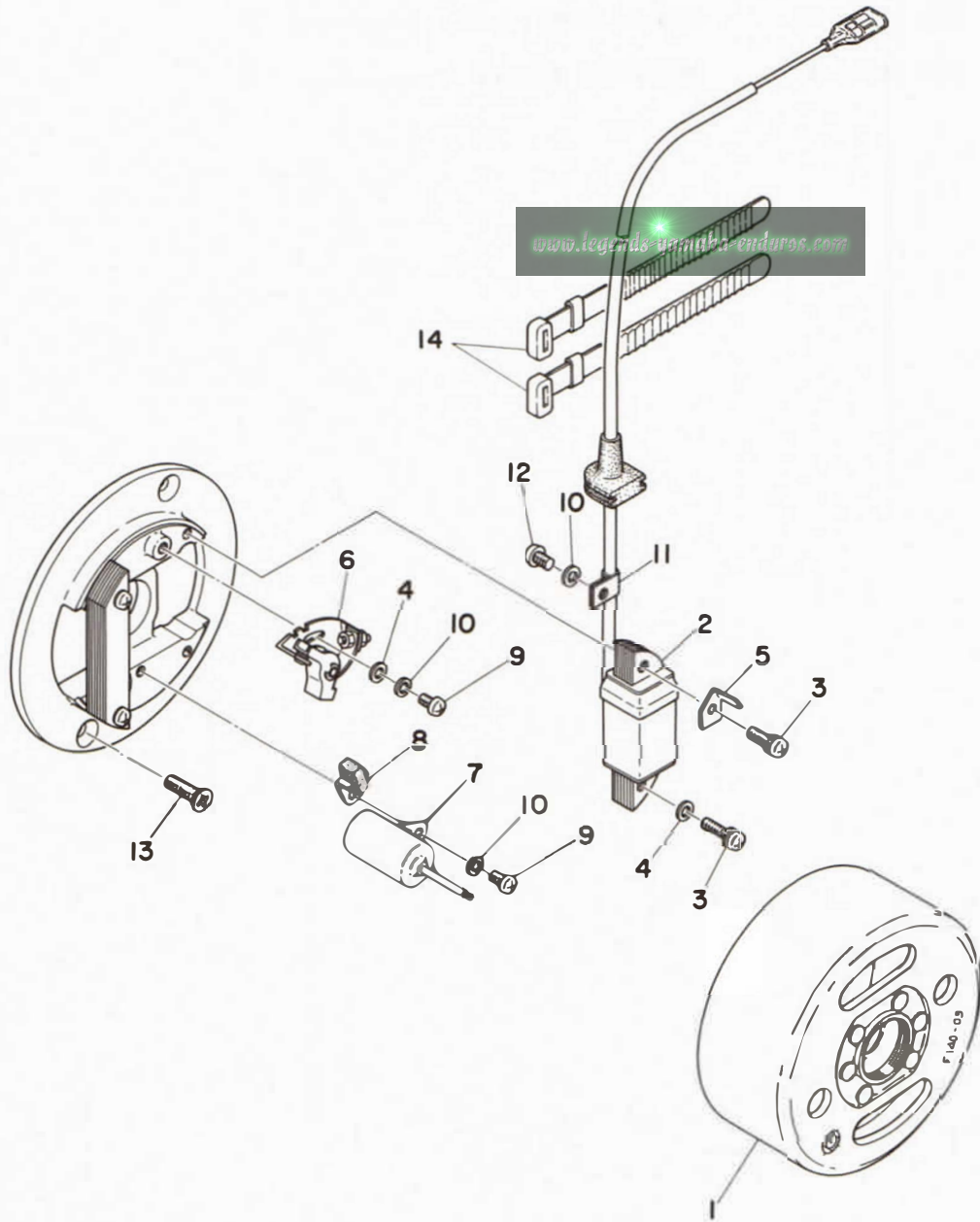
FWD

www.teknika-enduros.com

# OIL PUMP

Ref. No.	Parts No.	Description	Q'ty	Applicable Machine No.	Remarks
12-28	214-13162-00	BANJO .....	1		
12-29	137-13167-00	GASKET, banjo bolt (6-13-0.5)	2		
12-30	137-13165-00	BOLT, banjo .....	1		
12-31	248-13174-00	HOLDER, oil pipe .....	1		

Fig. 13 FLYWHEEL MAGNETO





# FLYWHEEL MAGNETO

Ref. No.	Parts No.	Description	Q'ty	Applicable Machine No.	Remarks
13- 0-1	427-81300-10	FLYWHEEL MAGNETO ASS'Y ..	1		
13- 1	427-81350-10	. ROTOR ASS'Y .....	1		
13- 2	296-81312-10	. COIL, source .....	1		
13- 3	296-81348-10	. SCREW, panhead (4-20) ....	2		
13- 4	92901-04200	. WASHER, plain .....	3		
13- 5	296-81332-10	. PLATE, timing .....	1		
13- 6	207-81321-10	. CONTACT BREAKER ASS'Y ..	1		
13- 7	207-81326-10	. CONDENSER .....	1		
13- 8	207-81331-10	. LUBRICATOR .....	1		
13- 9	110-81346-20	. SCREW, panhead (4-10) .....	2		
13-10	92901-04100	. WASHER, spring .....	3		
13-11	288-81328-10	. CLAMP, lead .....	1		
13-12	110-81345-20	. SCREW, panhead (4-6) .....	1		
13-13	92701-06012	SCREW, flathead .....	2		
13-14	366-82591-00	BAND, switch cord .....	2		

---

10/10/2020

1

2

3

4

5

6

7

---

10

10/10/2020

# CHASSIS

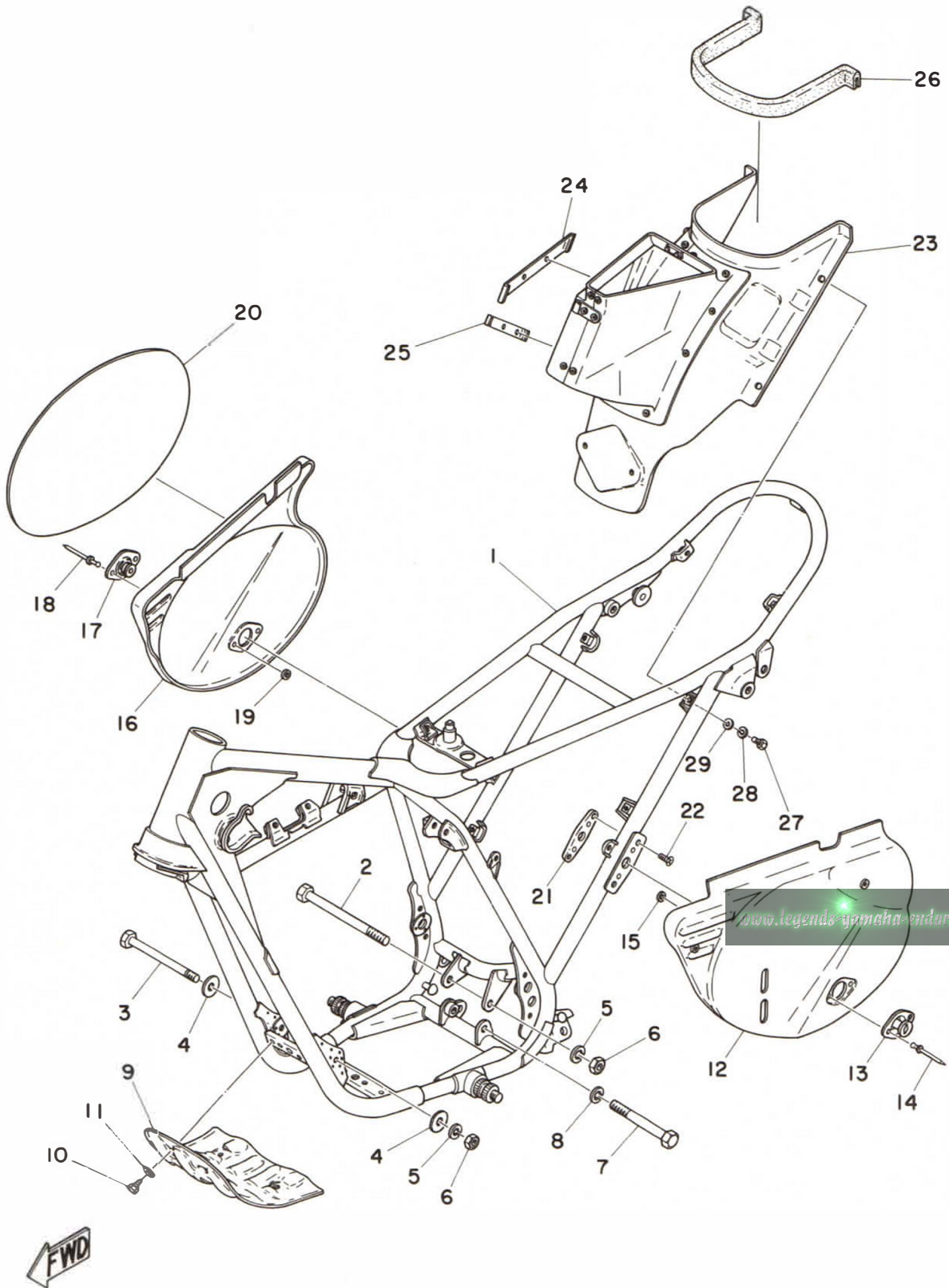


CHASSIS





Fig. 14 FRAME · SIDE COVER

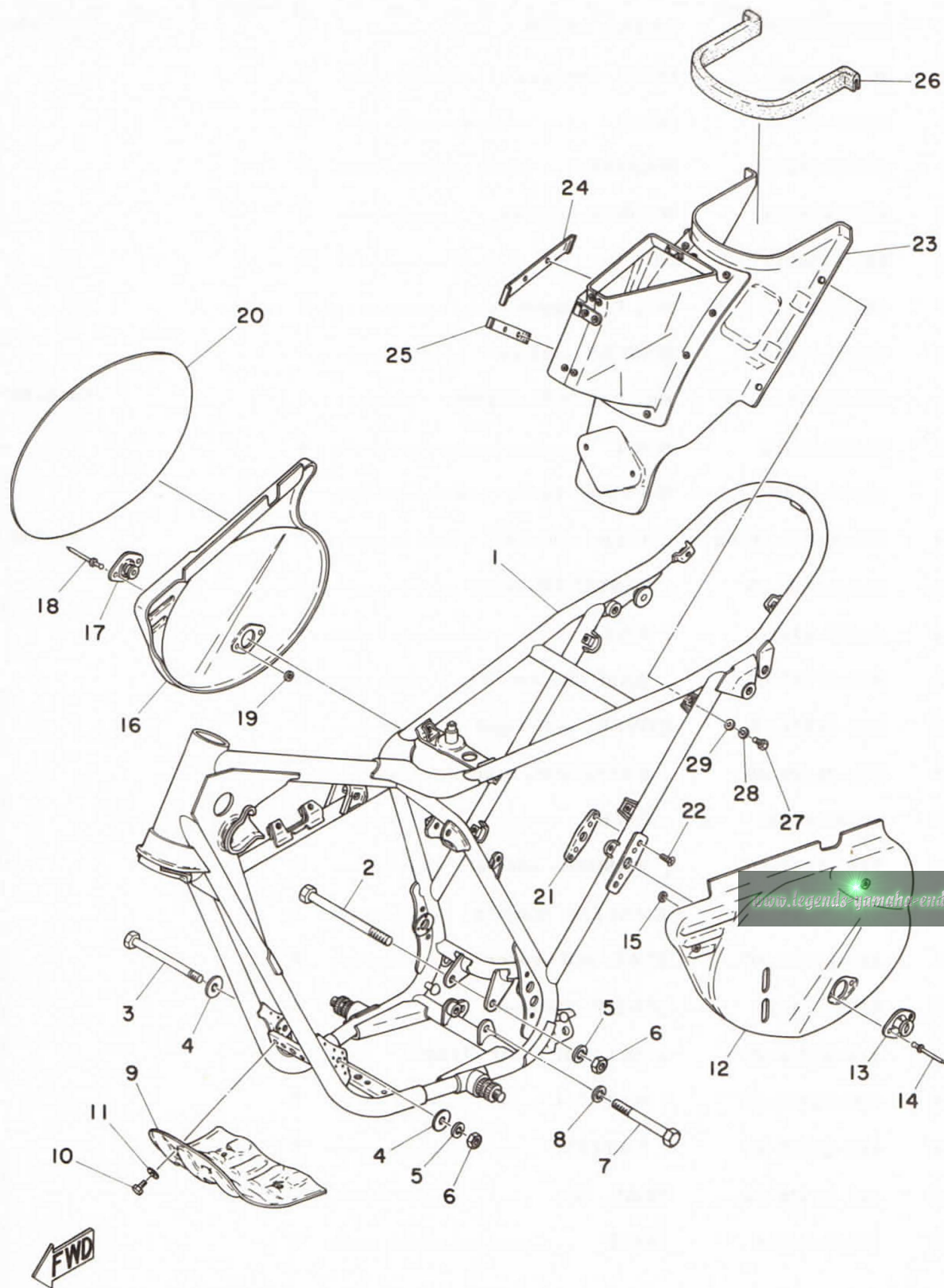




## FRAME · SIDE COVER

Ref. No.	Parts No.	Description	Q'ty	Applicable Machine No.	Remarks
14- 1	403-21110-01-33	FRAME COMP. ....	1		Yamaha Black
14- 2	90101-08219	BOLT, hexagon ....	1		
14- 3	90109-08255	BOLT ....	1		
14- 4	90209-08050	WASHER 1 ....	2		
14- 5	92901-08100	WASHER, spring ....	2		
14- 6	90185-08039	NUT U ....	2		
14- 7	90101-10136	BOLT, hexagon ....	1		
14- 8	92901-10100	WASHER, spring ....	1		
14- 9	401-21471-00-33	PROTECTOR, engine ....	1		Yamaha Black
14-10	91201-06012	BOLT ....	4		
14-11	92901-06200	WASHER, plain ....	4		
14-12	401-21711-00-02	COVER, side left ....	1		Competition Yellow
14-13	363-21189-00	, FASTENER, sign ....	1		
14-14	90267-40037	, RIVET ....	4		
14-15	322-21747-00	, WASHER, special ....	4		
14-16	402-21721-00	COVER, side right ....	1		
14-17	363-21189-00	, FASTENER, sign ....	1		
14-18	90267-40037	, RIVET ....	2		
14-19	322-21747-00	, WASHER, special ....	2		
14-20	401-21787-00	EMBLEM, number ....	1		
14-21	363-21736-00	STAY, side cover ....	2		
14-22	98701-04010	SCREW, flathead ....	2		
14-23	402-21240-00	BOX COMP., air cleaner ....	1		
14-24	402-21256-00	, PATCH 1 ....	1		
14-25	402-21257-00	, PATCH 2 ....	1		
14-26	401-21746-00	SEAL, box ....	1		
14-27	97201-06015	BOLT ....	4		

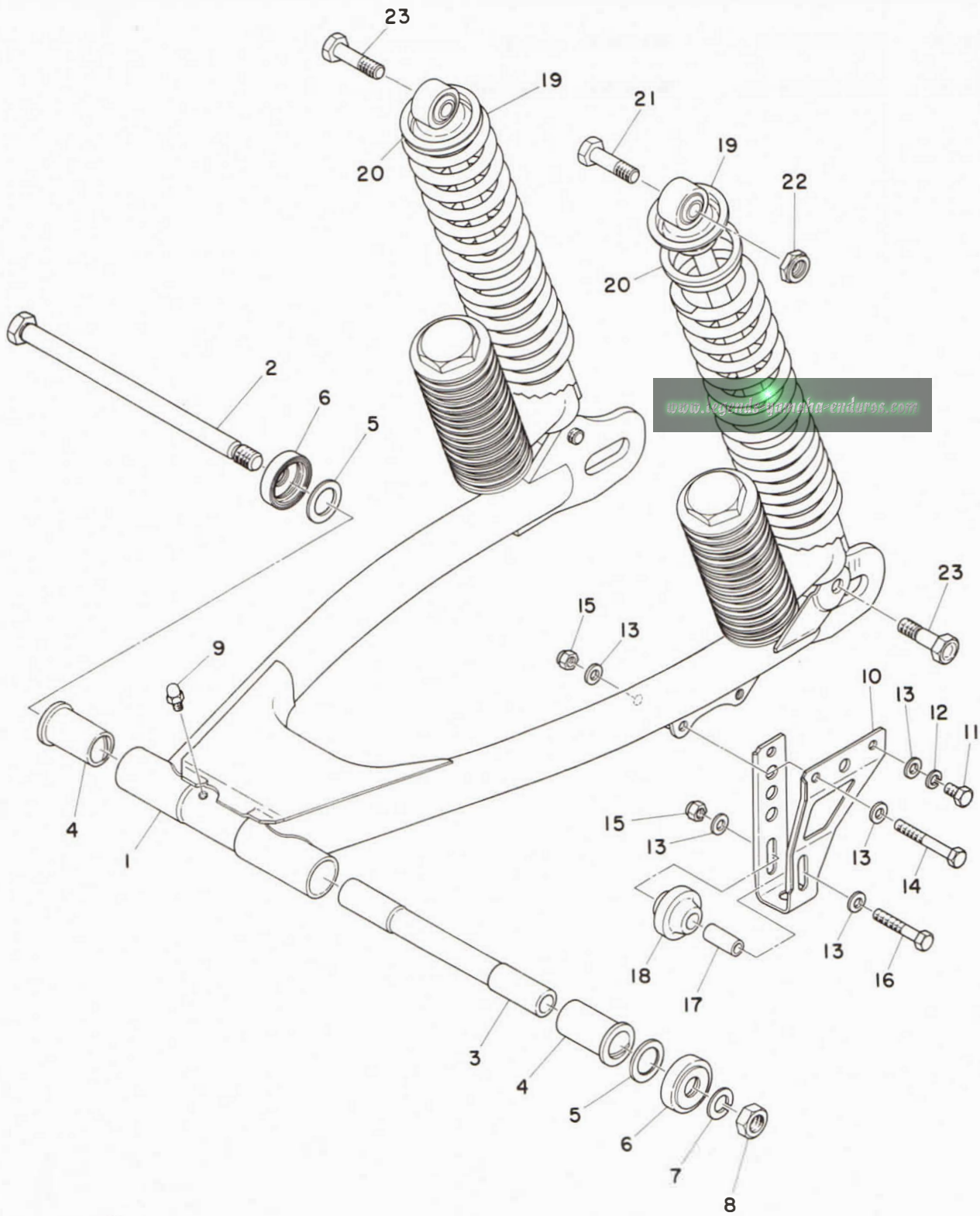
Fig. 14 FRAME · SIDE COVER



# FRAME · SIDE COVER

Ref. No.	Parts No.	Description	Q'ty	Applicable Machine No.	Remarks
14-28	92901-06100	WASHER, spring .....	4		
14-29	116-28324-00	WASHER, leg shield .....	4		

Fig. 15 REAR ARM · REAR CUSHION

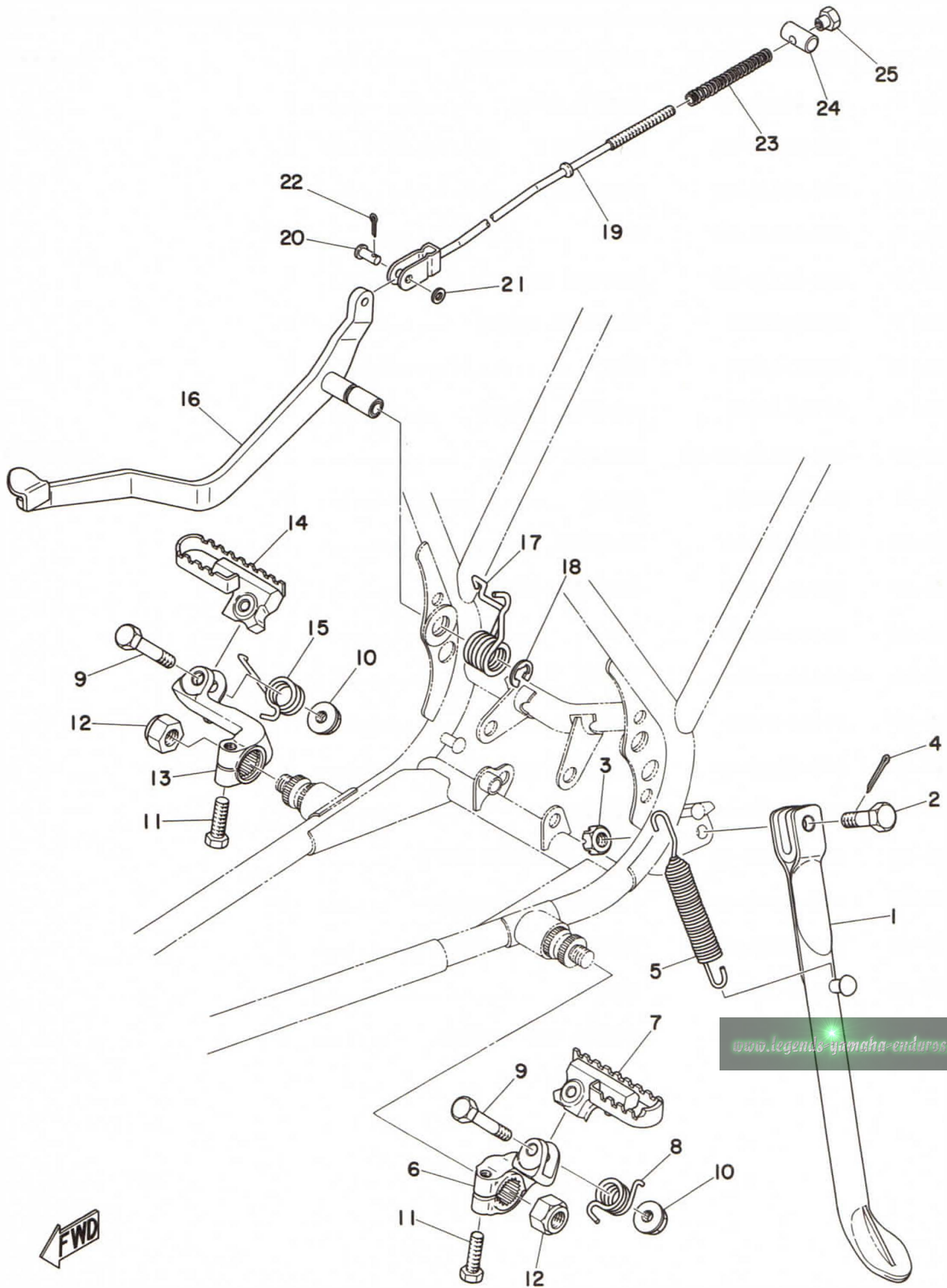


## REAR ARM · REAR CUSHION

Ref. No.	Parts No.	Description	Q'ty	Applicable Machine No.	Remarks
15- 1	427-22110-00-33	REAR ARM COMP. ....	1		Yamaha Black
15- 2	403-22141-00	SHAFT, pivot ....	1		
15- 3	403-22124-00	BUSHING 2 ....	1		
15- 4	401-22123-00	BUSHING 1 ....	2		
15- 5	401-22127-00	SHIM ....	1~2		
15- 6	401-22128-00	COVER, thrust ....	2		
15- 7	92901-12100	WASHER, spring ....	1		
15- 8	98801-12100	NUT ....	1		
15- 9	93700-06005	NIPPLE, grease ....	1		
15-10	401-22153-00-33	GUARD, chain ....	1		Yamaha Black
15-11	91201-06012	BOLT ....	1		
15-12	92901-06100	WASHER, spring ....	1		
15-13	92901-06200	WASHER, plain ....	5		
15-14	91201-06055	BOLT ....	1		
15-15	90185-06034	NUT U ....	2		
15-16	91201-06040	BOLT ....	1		
15-17	322-22137-00	SPACER, chain guard .....	1		
15-18	322-22157-00	TENSIONER .....	1		
15-19	427-22210-01	REAR CUSHION ASS'Y .....	2		
15-20	322-22213-20	SEAT, spring upper .....	2		
15-21	214-22241-00	BOLT, rear cushion .....	1		
15-22	90185-10037	NUT U .....	1		
15-23	401-22241-00	BOLT, rear cushion .....	3		



Fig. 16 STAND · FOOTREST · BRAKE PEDAL



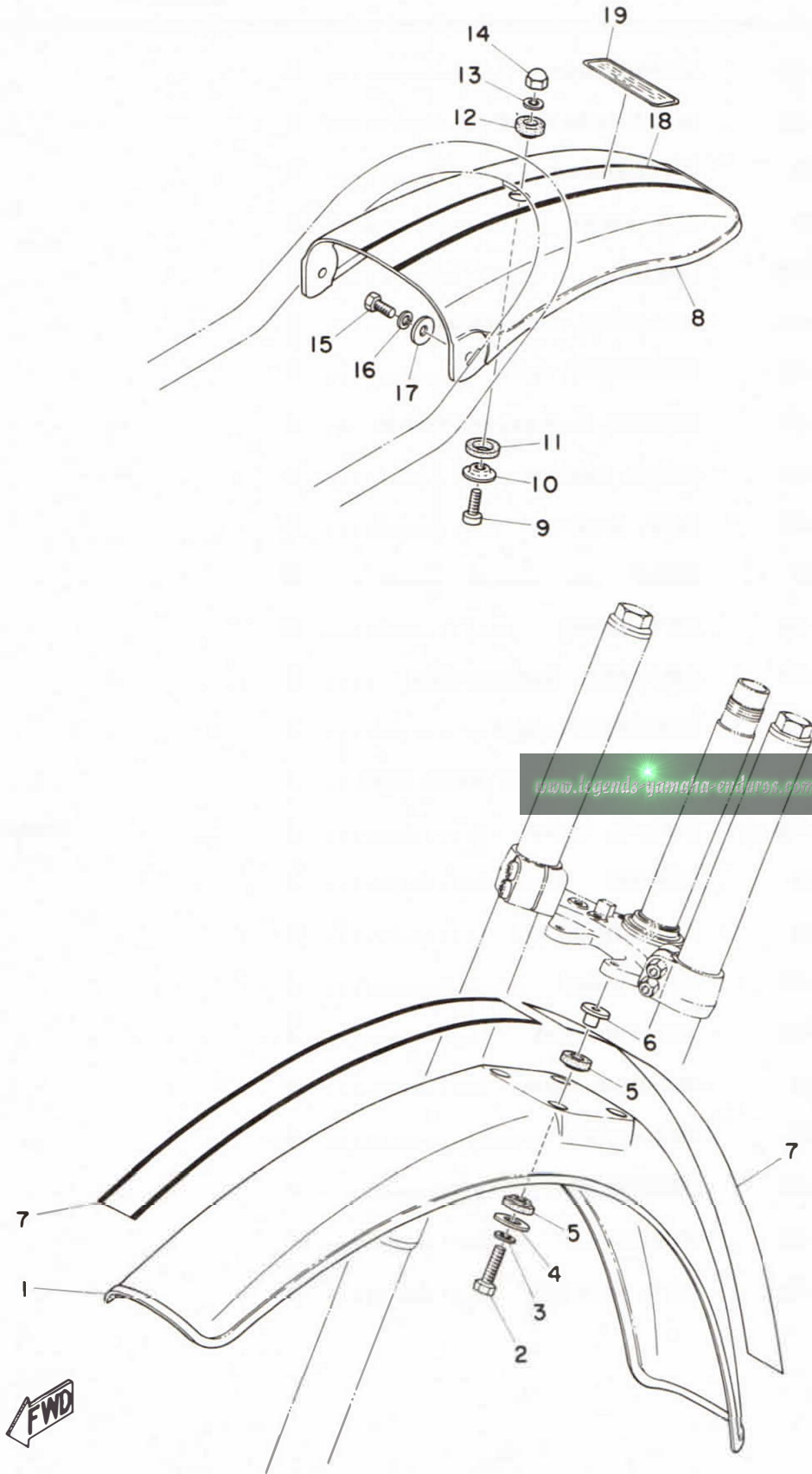
FWD



## STAND · FOOTREST · BRAKE PEDAL

Ref. No.	Parts No.	Description	Q'ty	Applicable Machine No.	Remarks
16- 1	401-27311-00	STAND, side .....	1		
16- 2	278-27317-00	BOLT, side stand .....	1		
16- 3	92802-10500	NUT, slotted .....	1		
16- 4	91401-20025	PIN, cotter .....	1		
16- 5	214-27316-00	SPRING .....	1		
16- 6	401-27412-00	BRACKET, footrest left .....	1		
16- 7	401-27411-00	FOOTREST, left .....	1		
16- 8	401-27426-00	SPRING, footrest return left ..	1		
16- 9	172-27416-00	BOLT, footrest .....	2		
16-10	322-27416-01	NUT, footrest .....	2		
16-11	97101-08025	BOLT .....	2		
16-12	322-23453-00	NUT, fitting .....	2		
16-13	401-27422-00	BRACKET, footrest right .....	1		
16-14	401-27421-00	FOOTREST, right .....	1		
16-15	401-27456-00	SPRING, footrest return right ..	1		
16-16	401-27211-00-33	PEDAL, brake .....	1		Yamaha Black
16-17	90508-40165	SPRING .....	1		
16-18	93430-10015	CIRCLIP (E-10) .....	1		
16-19	403-27231-00	ROD, brake .....	1		
16-20	248-27228-00	PIN, link joint .....	1		
16-21	92901-06200	WASHER, plain .....	1		
16-22	91401-25012	PIN, cotter .....	1		
16-23	180-27236-00	SPRING, rod .....	1		
16-24	156-27237-00	PIN, clevis .....	1		
16-25	206-27238-00	NUT, adjusting .....	1		

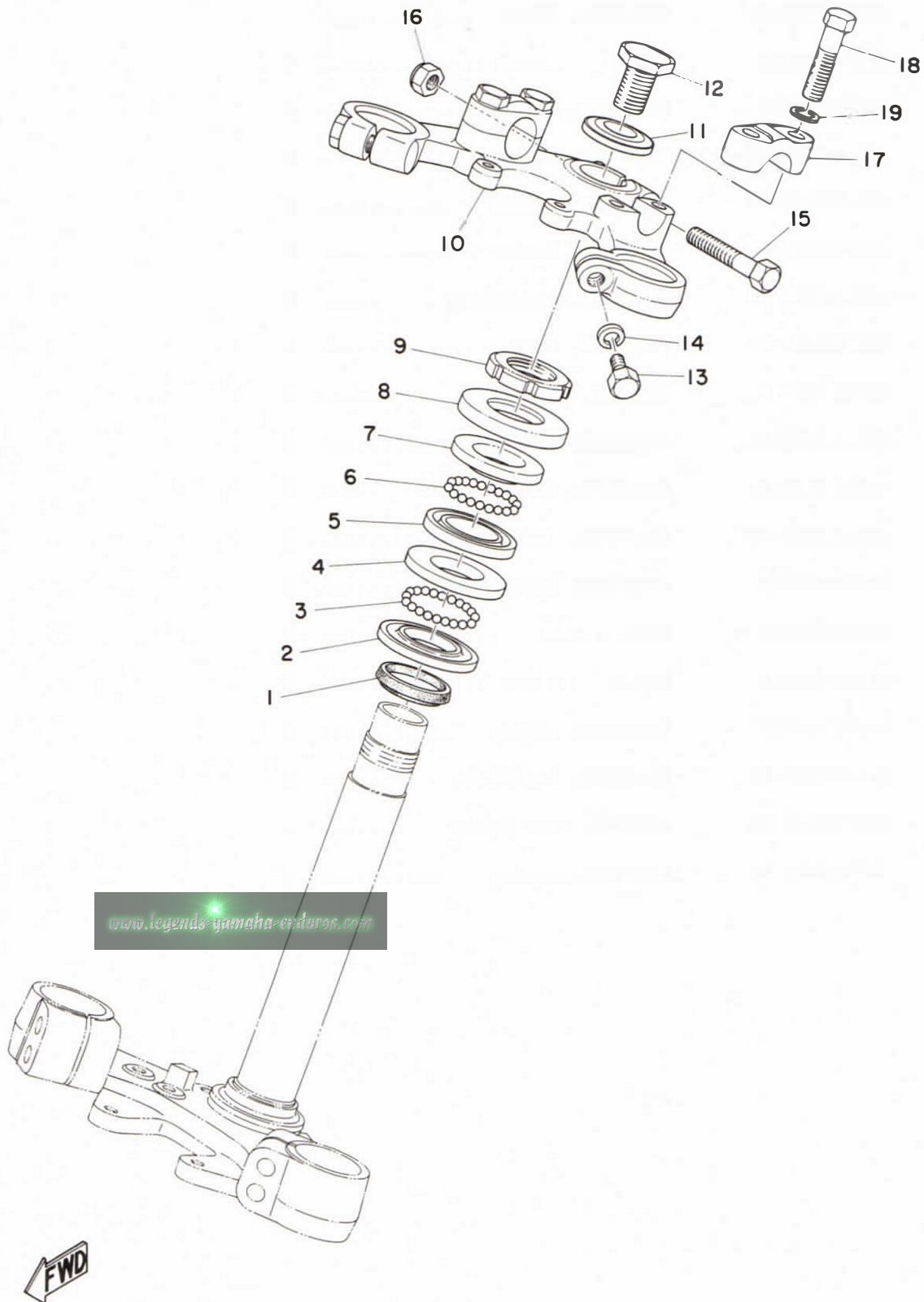
Fig. 17 FRONT FENDER · REAR FENDER



## FRONT FENDER · REAR FENDER

Ref. No.	Parts No.	Description	Q'ty	Applicable Machine No.	Remarks
17- 1	427-21511-00	FENDER, front .....	1		
17- 2	91201-06025	BOLT .....	4		
17- 3	92901-06100	WASHER, spring .....	4		
17- 4	116-28324-00	WASHER, leg shield .....	4		
17- 5	322-21541-00	DAMPER, fender .....	8		
17- 6	322-21544-00	COLLAR, fender .....	4		
17- 7	402-21519-00	STRIPE, front fender .....	2		
17- 8	402-21611-00	FENDER, rear .....	1		
17- 9	92501-06018	SCREW, panhead .....	1		
17-10	322-21615-00	WASHER, special .....	1		
17-11	322-21639-00	DAMPER, fender mount .....	1		
17-12	322-21541-00	DAMPER, fender .....	1		
17-13	92901-06100	WASHER, spring .....	1		
17-14	98801-06700	NUT, crown .....	1		
17-15	91201-06015	BOLT .....	2		
17-16	92901-06100	WASHER, spring .....	2		
17-17	116-28324-00	WASHER, leg shield .....	2		
17-18	402-21619-00	STRIPE, rear fender .....	1		
17-19	367-21659-00	LAVEL, warning .....	1		

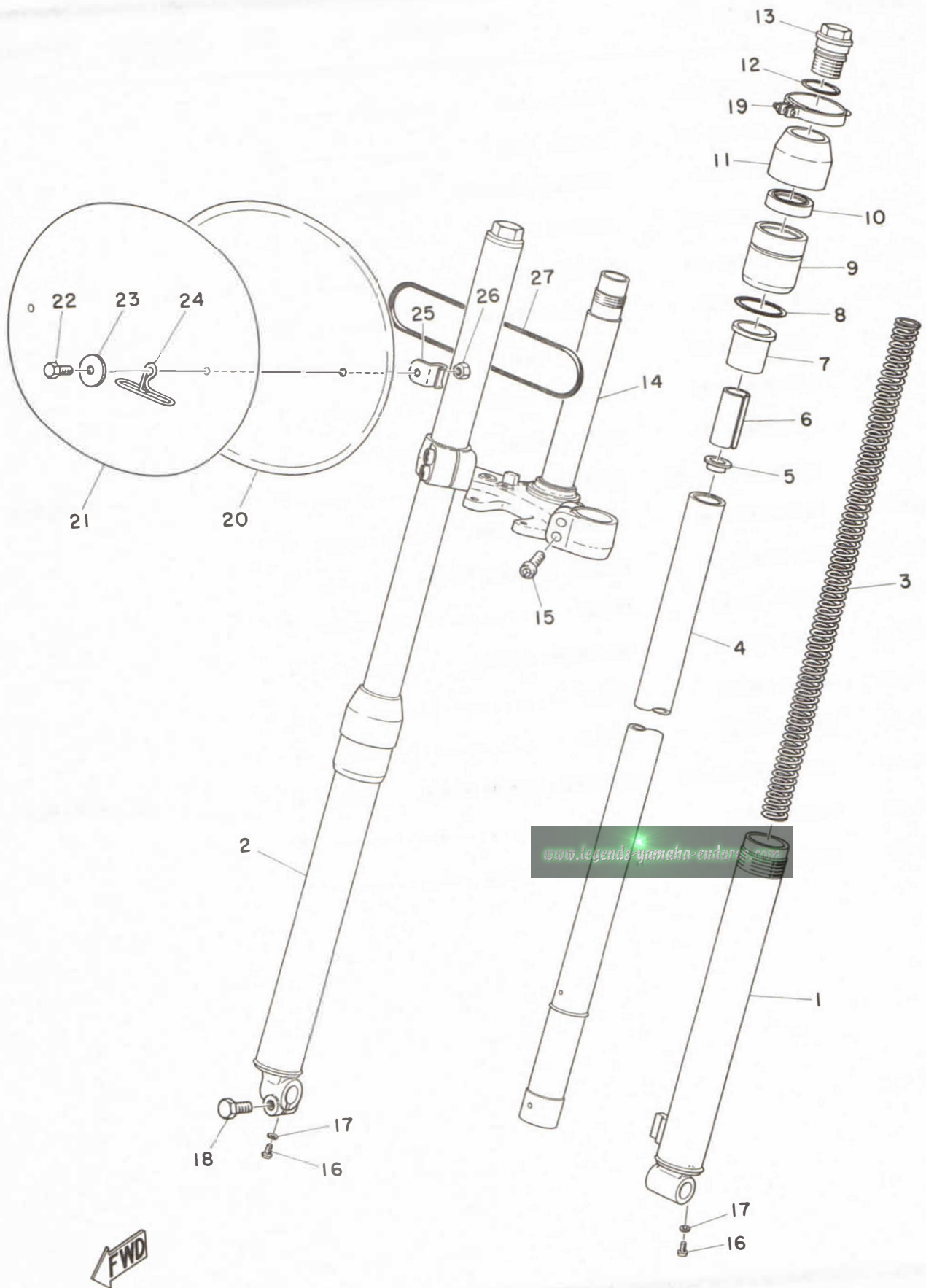
Fig. 18 STEERING



# STEERING

Ref. No.	Parts No.	Description	Q'ty	Applicable Machine No.	Remarks
18- 1	164-23462-00	SEAL, dust .....	1		
18- 2	156-23411-00	RACE, ball 1 .....	1		
18- 3	93501-04011	BALL (1/4 inch) .....	19		
18- 4	156-23412-00	RACE, ball 2 .....	1		
18- 5	122-23411-00	RACE, ball 1 .....	1		
18- 6	93503-16010	BALL (3/16 inch) .....	22		
18- 7	122-23412-00	RACE, ball 2 .....	1		
18- 8	122-23416-00	COVER, ball race .....	1		
18- 9	137-23454-00	NUT, fitting .....	1		
18-10	248-23435-03-33	CROWN, handle .....	1		Yamaha Black
18-11	214-23443-00	WASHER, crown .....	1		
18-12	214-23451-10	BOLT, steering fitting .....	1		
18-13	91204-10030	BOLT .....	2		
18-14	92901-10100	WASHER, spring .....	2		
18-15	97103-08045	BOLT .....	1		
18-16	90185-08039	NUT U .....	1		
18-17	315-23441-00-33	HOLDER, handle upper .....	2		Yamaha Black
18-18	97103-08035	BOLT .....	4		
18-19	92901-08100	WASHER, spring .....	4		

Fig. 19 FRONT FORK

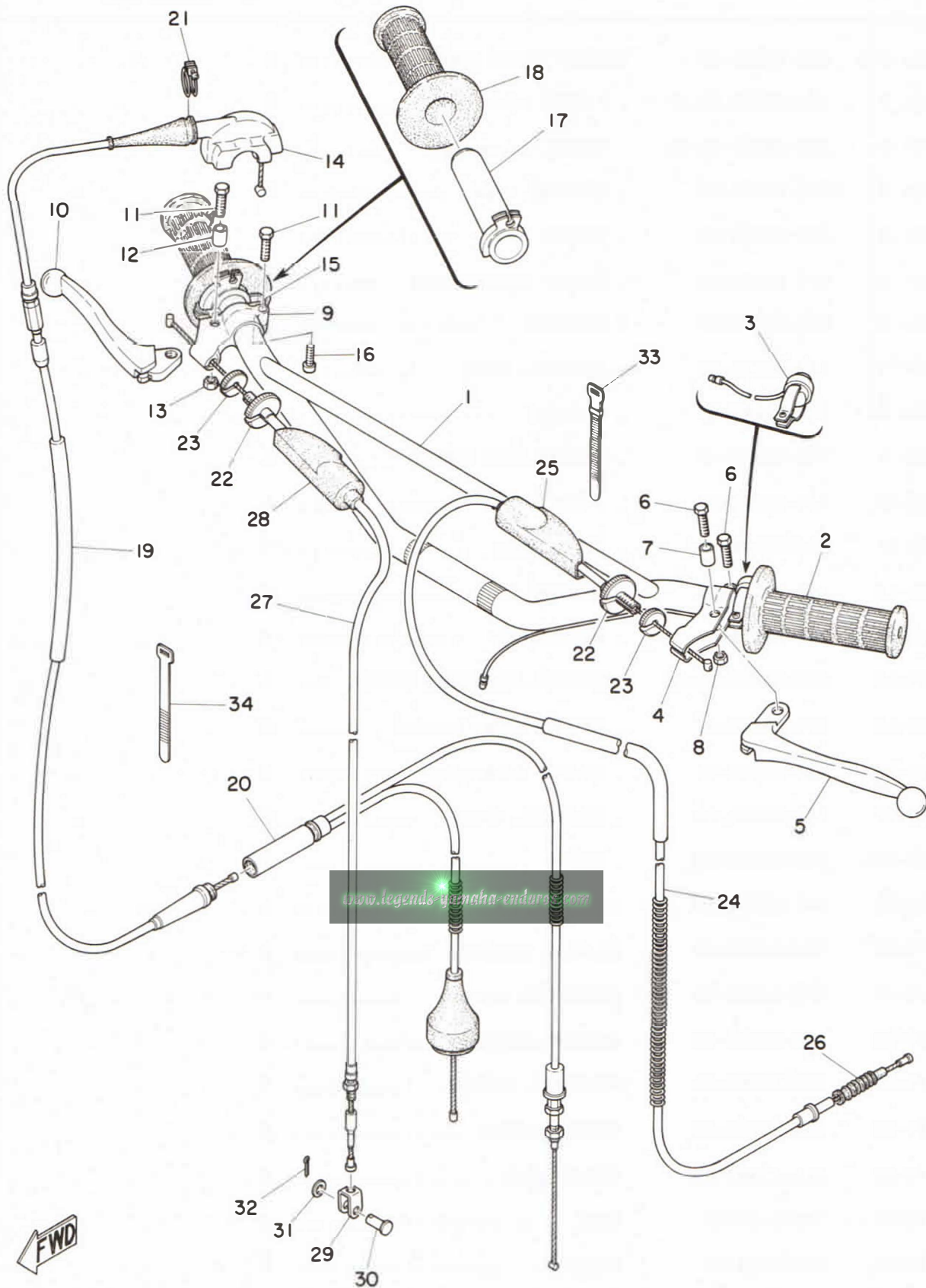




# FRONT FORK

Ref. No.	Parts No.	Description	Q'ty	Applicable Machine No.	Remarks
19- 0-1	427-23101-00	FRONT FORK ASS'Y	1		
19- 1	304-23126-50-38	. TUBE, outer left	1		
19- 2	304-23136-50-38	. TUBE, outer right	1		
19- 3	427-23141-00	. SPRING, fork	2		
19- 4	304-23124-50	. TUBE, inner	2		
19- 5	256-23142-60	. SEAT, spring upper	2		
19- 6	256-23118-60	. SPACER	2		
19- 7	137-23125-00	. METAL, slide	2		
19- 8	137-23147-00	. O-RING	2		
19- 9	193-23150-40	. OUTER NUT COMP.	2		
19-10	137-23145-00	. OIL SEAL	2		
19-11	248-23144-00	. SEAL, dust	2		
19-12	146-23114-00	. O-RING	2		
19-13	248-23111-01	. BOLT, cap	2		
19-14	427-23340-00-33	. UNDER BRACKET COMP. ...	1		
19-15	275-23346-61	. BOLT, under bracket	4		
19-16	122-23119-01	. PLUG, drain plug	2		
19-17	122-23129-00	. GASKET, drain	2		
19-18	122-23128-00	. BOLT	1		
19-19	401-23318-00	HOLDER, wire	1		
19-20	322-23485-00	PLATE, number	1		
19-21	322-23395-00	EMBLEM, number	1		
19-22	322-23396-00	SCREW, special	2		
19-23	156-24187-00	WASHER, special	2		
19-24	322-23319-00	WIRE, holder	1		
19-25	318-23487-00	STAY, plate	2		
19-26	98801-06100	NUT	2		
19-27	93210-99184	O-RING	1		

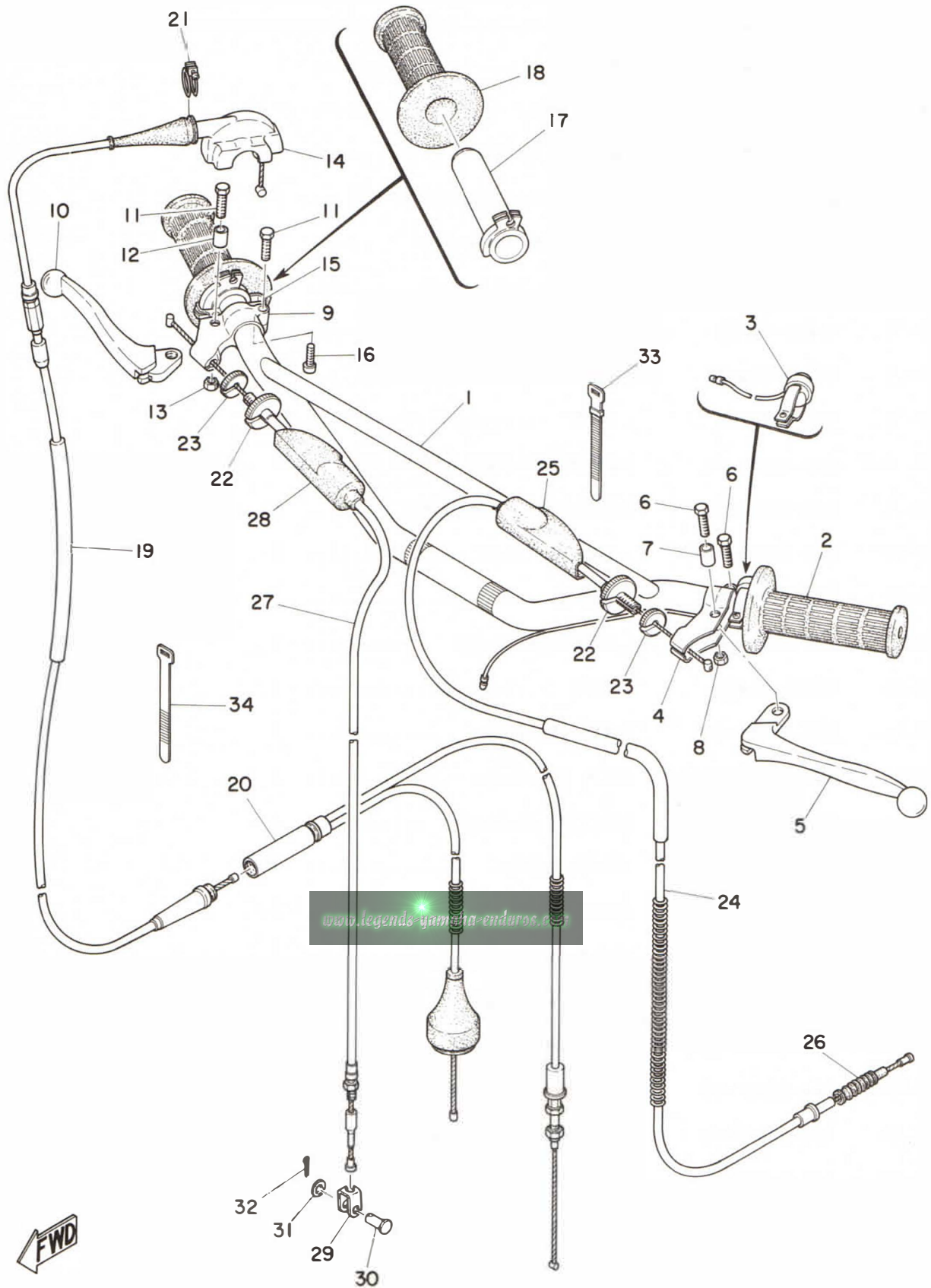
Fig. 20 HANDLE · WIRE



# HANDLE · WIRE

Ref. No.	Parts No.	Description	Q'ty	Applicable Machine No.	Remarks
20- 1	401-26111-00	HANDLE .....	1		
20- 2	322-26241-00	GLIP, left .....	1		
20- 3	363-83976-00	SWITCH, handle 1 .....	1		
20- 0-1	214-82910-03	LEVER HOLDER ASS'Y, left ..	1		
20- 4	214-82911-01	. HOLDER, lever left .....	1		
20- 5	214-83912-01	. LEVER, left .....	1		
20- 6	91203-06020	. BOLT .....	2		
20- 7	214-83913-00	. COLLAR, lever .....	1		
20- 8	98801-06100	. NUT .....	1		
20- 0-2	233-82920-03	LEVER HOLDER ASS'Y, right ..	1		
20- 9	233-82921-31	. HOLDER, lever right .....	1		
20-10	233-83922-31	. LEVER, right .....	1		
20-11	91203-06020	. BOLT .....	2		
20-12	214-83913-00	. COLLAR, lever .....	1		
20-13	98801-06100	. NUT .....	1		
20-14	322-26281-00	CAP, glip upper .....	1		
20-15	322-26282-00	CAP, glip under .....	1		
20-16	98503-05018	SCREW, panhead .....	2		
20-17	322-26243-00	TUBE, guide .....	1		
20-18	322-26242-00	GLIP, right .....	1		
20-19	402-26311-00	WIRE, throttle 1 .....	1		
20-20	402-26312-00	WIRE, throttle 2 .....	1		
20-21	322-26393-00	HOLDER, wire guide .....	1		
20-22	214-26337-00	BOLT, wire adjusting .....	2		
20-23	322-26344-00	NUT, wire adjusting .....	2		
20-24	401-26335-03	WIRE, clutch .....	1		
20-25	382-26372-01	. COVER, lever .....	1		
20-26	363-26342-00	. BOOT, wire .....	1		

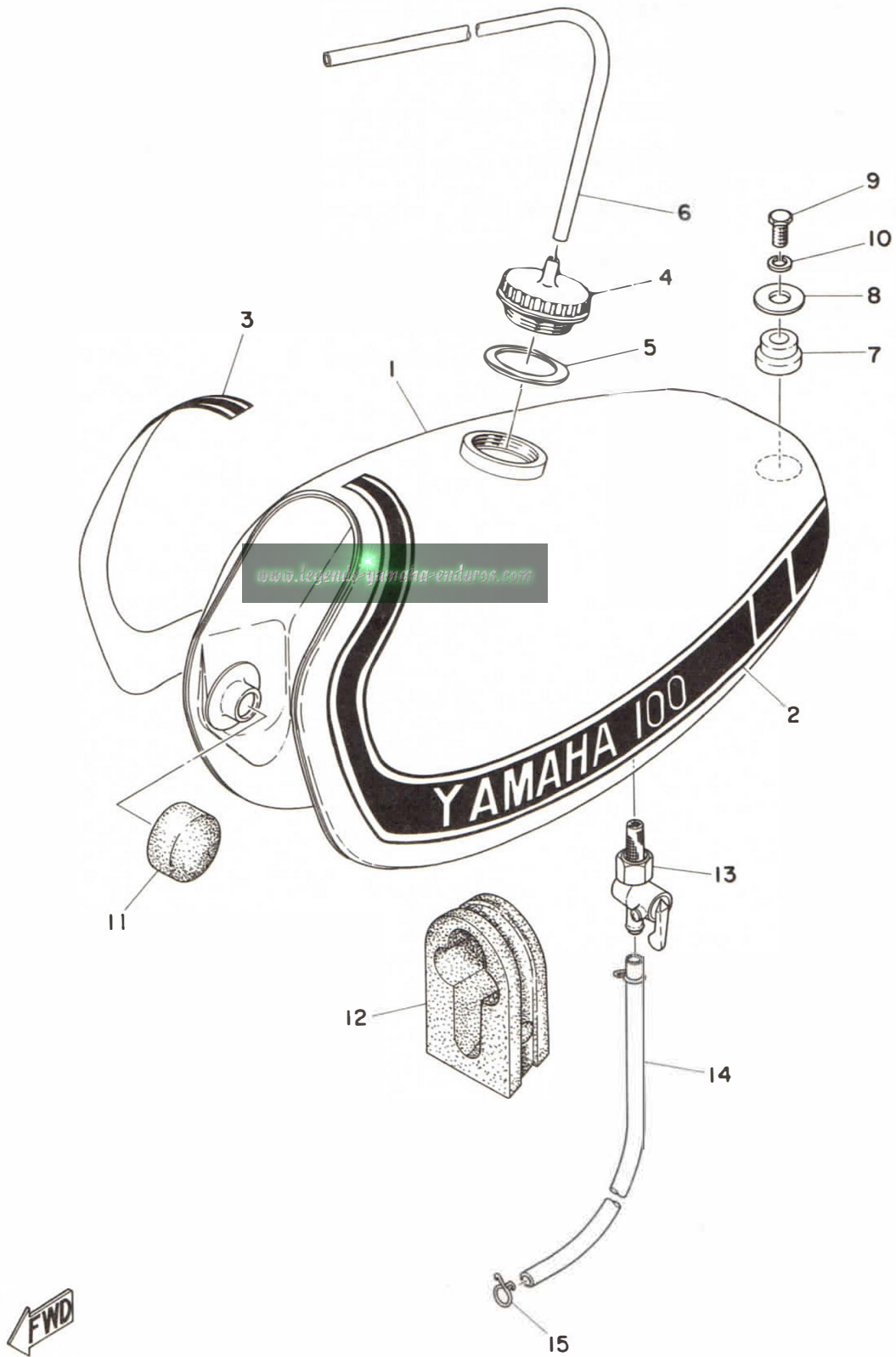
Fig. 20 HANDLE · WIRE



# HANDLE · WIRE

Ref. No.	Parts No.	Description	Q'ty	Applicable Machine No.	Remarks
20-27	363-26341-03	WIRE, brake front .....	1		
20-28	382-26372-01	, COVER, lever .....	1		
20-29	156-26347-00	JOINT, wire .....	1		
20-30	156-27229-00	PIN, link joint .....	1		
20-31	156-27226-00	WASHER, pedal link .....	1		
20-32	91401-20012	PIN, cotter .....	1		
20-33	168-83936-01	BAND, switch cord .....	1		
20-34	341-26397-01	BAND .....	2		

Fig. 21 FUEL TANK

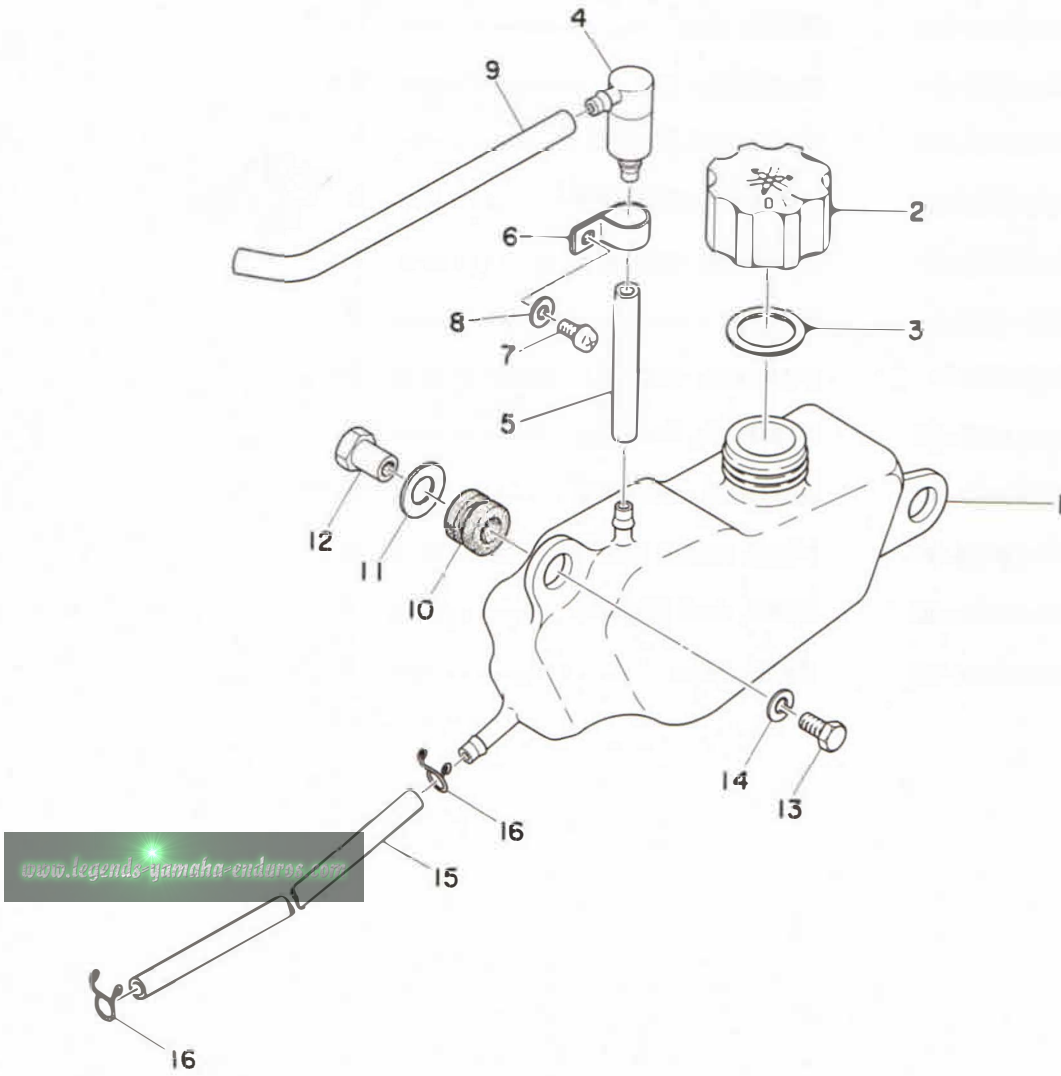




# FUEL TANK

Ref. No.	Parts No.	Description	Q'ty	Applicable Machine No.	Remarks
21- 1	401-24110-00-04	FUEL TANK COMP. ....	1		Competition Yellow
21- 2	427-24244-00	. GRAPHIC, fuel tank left ....	1		
21- 3	427-24245-00	. GRAPHIC, fuel tank right ...	1		
21- 4	322-24611-00	BODY, cap .....	1		
21- 5	322-24612-00	PACKING, cap .....	1		
21- 6	129-24311-00	PIPE, fuel (5-430) .....	1		
21- 7	322-24182-00	DAMPER, fuel tank .....	1		
21- 8	341-83348-00	WASHER, special 2 .....	1		
21- 9	97201-08015	BOLT .....	1		
21-10	92901-08100	WASHER, spring .....	1		
21-11	156-24181-00	DAMPER, locating .....	2		
21-12	401-23183-00	DAMPER, locating .....	1		
21-13	322-24500-00	FUEL COCK ASS'Y .....	1		
21-14	322-24311-00	PIPE, fuel (7-220) .....	1		
21-15	143-24356-00	CLIP, pipe .....	2		

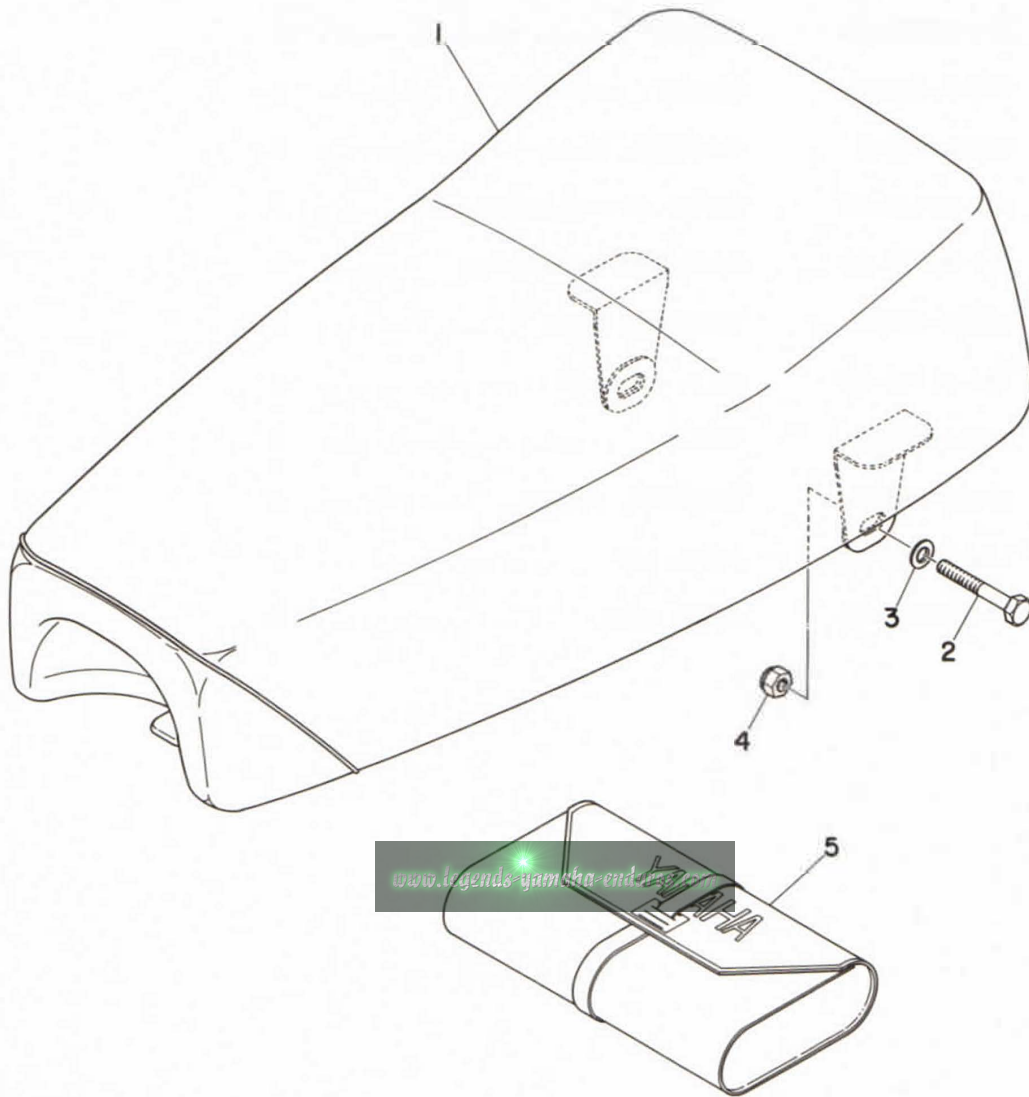
Fig. 22 OIL TANK



# OIL TANK

Ref. No.	Parts No.	Description	Q'ty	Applicable Machine No.	Remarks
22- 1	402-21751-00	TANK, oil .....	1		
22- 2	296-21771-00	BODY, cap .....	1		
22- 3	296-21772-00	PACKING, cap .....	1		
22- 4	363-21744-00	BREATHER .....	1		
22- 5	402-21766-00	PIPE, oil tank breather 2 ....	1		
22- 6	363-21755-00	CLAMP .....	1		
22- 7	98501-05010	SCREW, panhead .....	1		
22- 8	92901-05200	WASHER, plain .....	1		
22- 9	402-21745-00	PIPE, oil tank breather 1 ....	1		
22-10	214-21717-00	DAMPER, battery box .....	2		
22-11	92901-10200	WASHER, plain .....	2		
22-12	322-21791-00	NUT, oil tank .....	2		
22-13	97201-06012	BOLT .....	2		
22-14	92901-06100	WASHER, spring .....	2		
22-15	174-21766-00	PIPE, oil .....	1		
22-16	101-24356-00	CLIP, pipe .....	2		

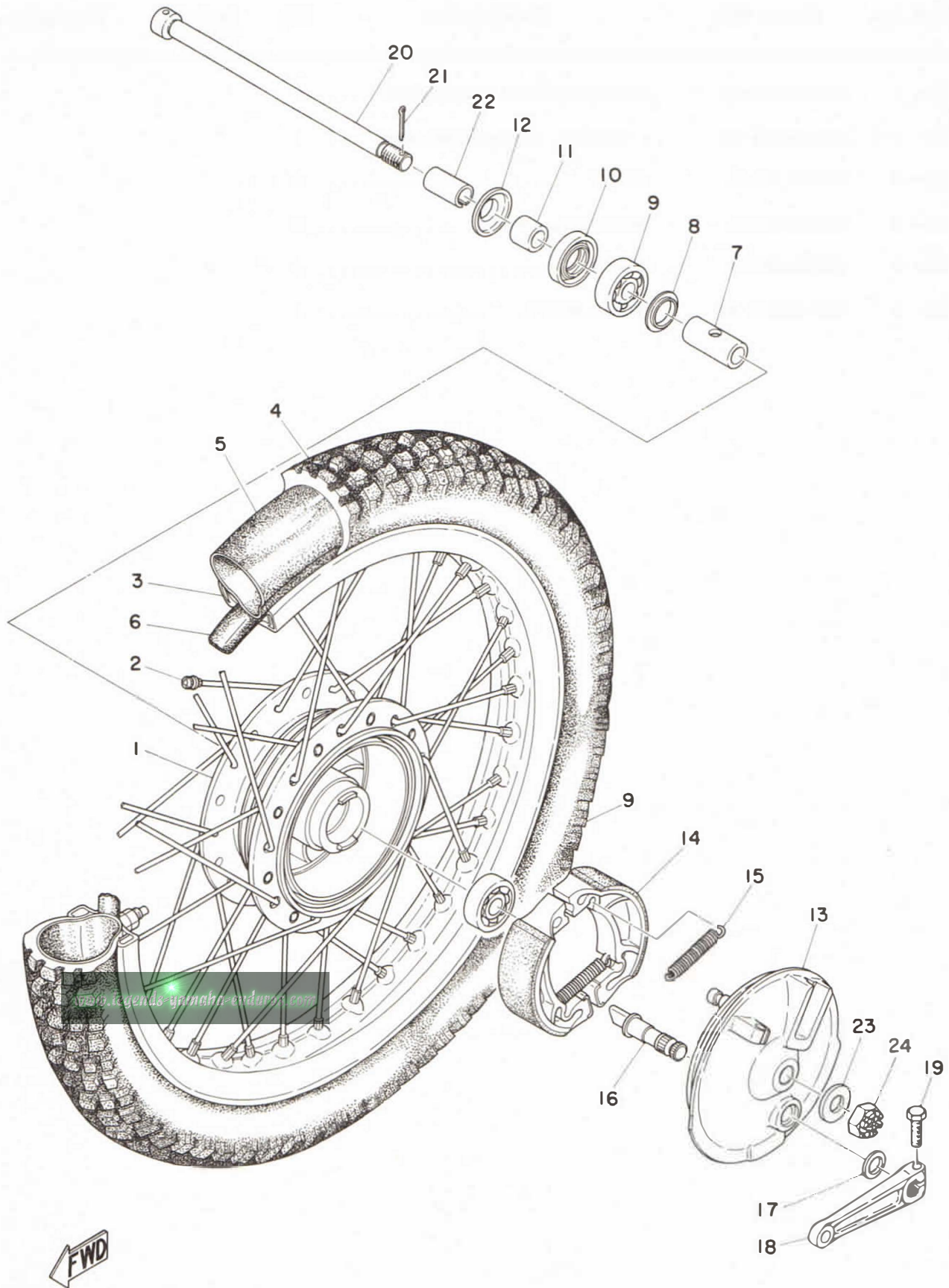
Fig. 23 SEAT



# SEAT

Ref. No.	Parts No.	Description	Q'ty	Applicable Machine No.	Remarks
23- 1	427-24770-00	SEMI DOUBLE SEAT ASS'Y ...	1		
23- 1-1	401-24771-00	. COVER, semi double seat ...	1		
23- 2	97201-08045	BOLT .....	2		
23- 3	92901-08200	WASHER, plain .....	2		
23- 4	90185-08039	NUT U .....	2		
23- 5	401-28100-10	TOOL ASS'Y .....	1		

Fig. 24 FRONT WHEEL

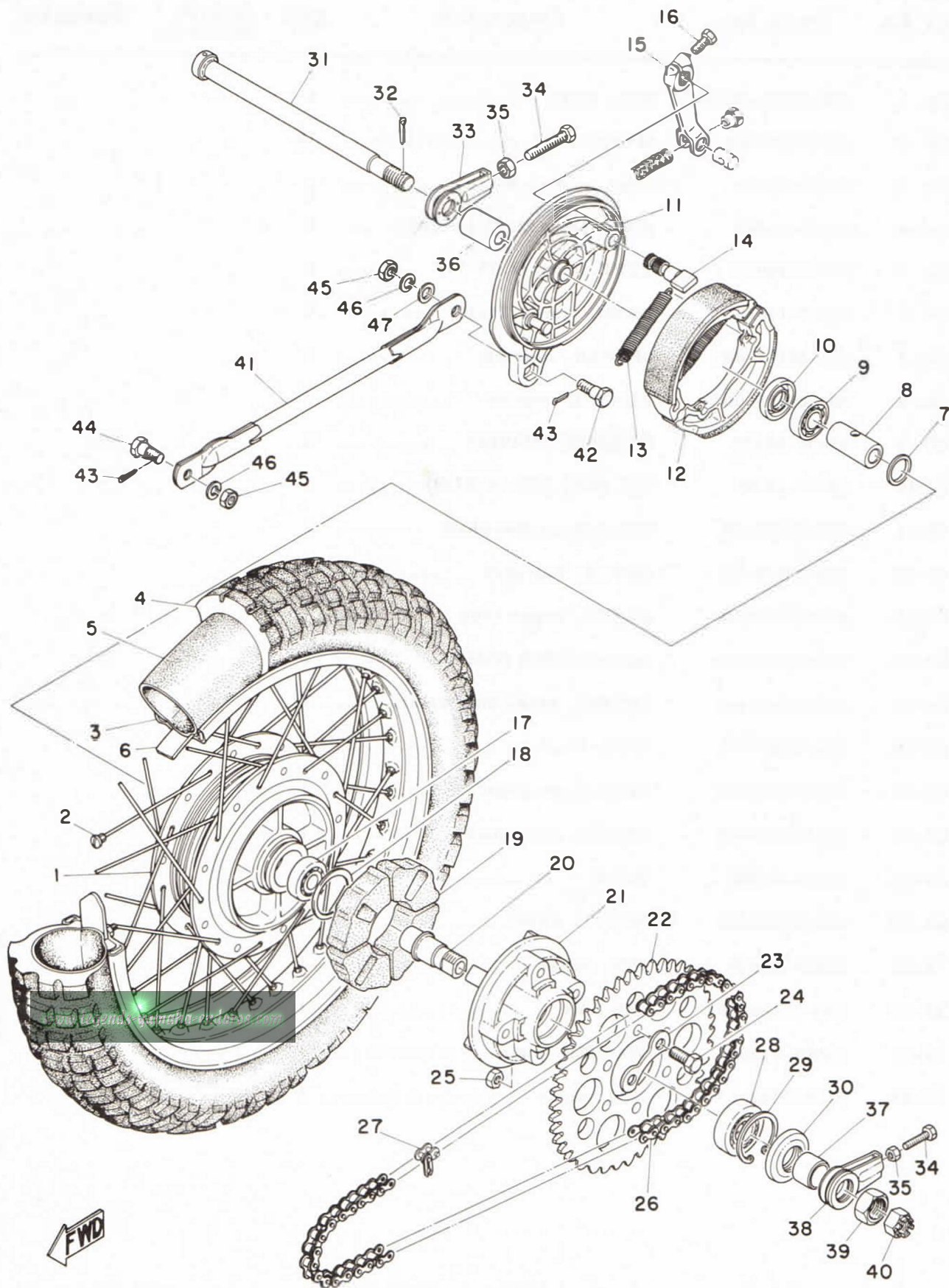




# FRONT WHEEL

Ref. No.	Parts No.	Description	Q'ty	Applicable Machine No.	Remarks
24- 1	248-25111-00-38	HUB, front .....	1		
24- 2	276-25104-10	SPOKE SET .....	1s		
24- 3	94414-19056	RIM, front (1.40-19) .....	1		
24- 4	94127-19095	TIER, front (2.75-21-4PR) ...	1		
24- 5	94227-19037	TUBE, front (2.75-19) .....	1		
24- 6	94327-19029	BAND, rim (2.75-19) .....	1		
24- 7	183-25117-00	SPACER, bearing .....	1		
24- 8	109-25315-00	FLANGE, spacer .....	1		
24- 9	93306-30103	BEARING (B6301Z) .....	2		
24-10	93102-18008	OIL SEAL (SD-18-37-8) .....	1		
24-11	183-25183-00	COLLAR, wheel shaft .....	1		
24-12	183-25118-00	COVER, hub dust .....	1		
24-13	402-25121-00	PLATE, brake shoe .....	1		
24-14	326-25330-01	BRAKE SHOE COMP. ....	2		
24-15	102-25333-00	SPRING, brake shoe return ...	2		
24-16	122-25351-01	CAM, shaft .....	1		
24-17	137-25159-00	SEAL, cam shaft .....	1		
24-18	401-25155-00	LEVER, cam shaft .....	1		
24-19	91201-06020	BOLT .....	1		
24-20	427-25181-00	SHAFT, wheel .....	1		
24-21	91401-30025	PIN, cotter .....	1		
24-22	251-25186-00	COLLAR .....	1		
24-23	92901-12200	WASHER, plain .....	1		
24-24	367-25382-00	NUT, shaft .....	1		

Fig. 25 REAR WHEEL

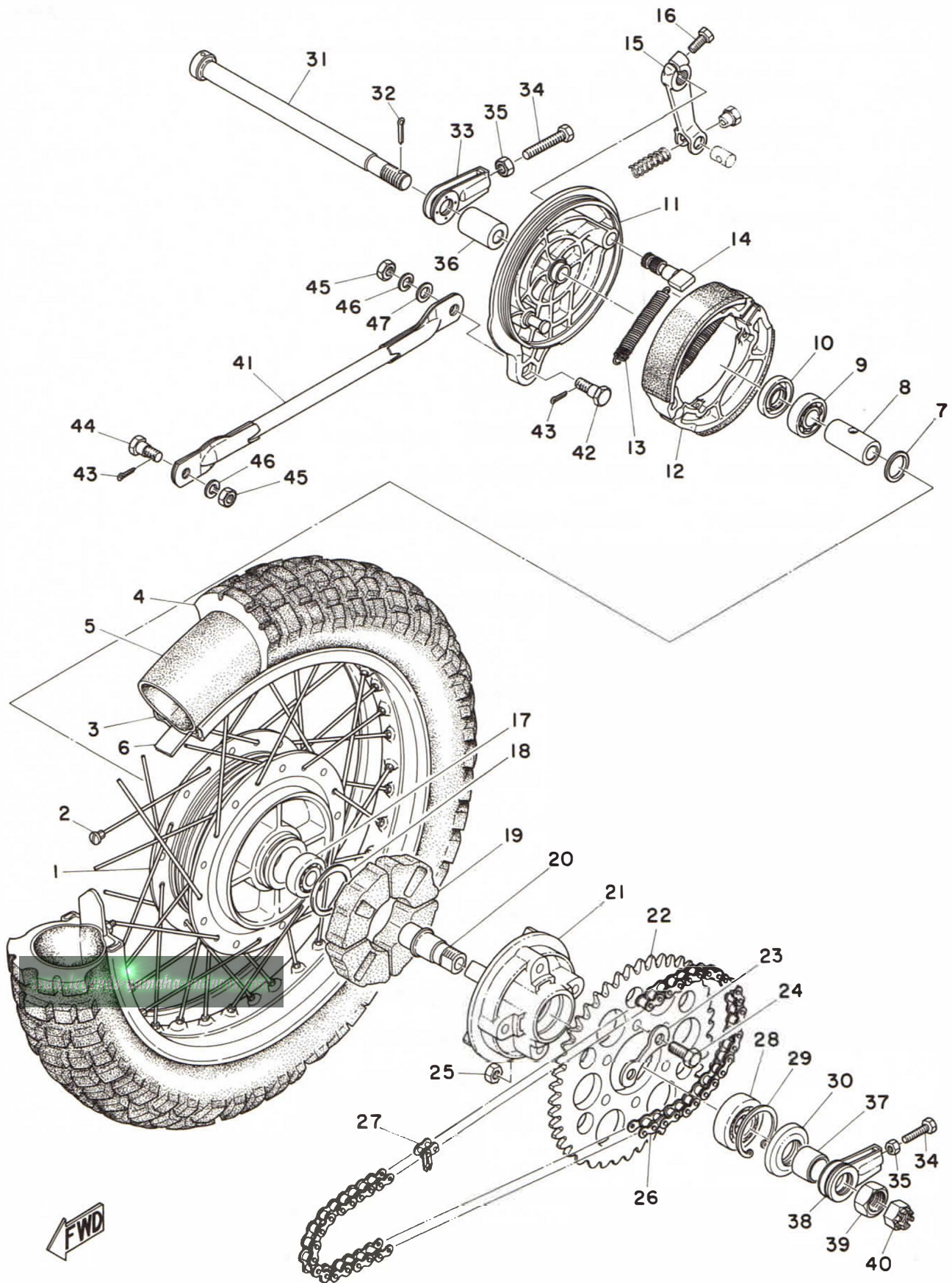


# REAR WHEEL

Ref. No.	Parts No.	Description	Q'ty	Applicable Machine No.	Remarks
25- 1	183-25311-00	HUB, rear .....	1		
25- 2	183-25304-00	SPORKE SET .....	1s		
25- 3	94414-18007	RIM, rear (1.40-18) .....	1		
25- 4	94130-18041	TIRE, rear (3.0-18-4) .....	1		
25- 5	94230-18012	TUBE (3.0-18) .....	1		
25- 6	94330-18010	BAND, rim (3.0-18) .....	1		
25- 7	183-25315-00	FRANGE, spacer .....	1		
25- 8	136-25317-00	SPACER, bearing .....	1		
25- 9	93306-20201	BEARING (B6202) .....	1		
25-10	93104-22018	OIL SEAL (SO-22-35-5) .....	1		
25-11	248-25321-00	PLATE, brake shoe .....	1		
25-12	183-25330-00	BRAKE SHOE COMP. ....	2		
25-13	183-25333-00	SPRING, brake shoe return ....	2		
25-14	248-25351-00	CAM, shaft .....	1		
25-15	214-25355-00	LEVER, cam shaft .....	1		
25-16	91201-06020	BOLT .....	1		
25-17	93306-20204	BEARING (6202Z) .....	1		
25-18	93210-42101	O-RING (2.5-41.7) .....	1		
25-19	304-25364-00	DAMPER, clutch .....	4		
25-20	183-25387-00	SHAFT, sprocket .....	1		
25-21	183-25366-00	CLUTCH, hab .....	1		
25-22	276-25449-10	GEAR, sprocket wheel (49T) ..	} U.R 1		STD
	276-25452-10	GEAR, sprocket wheel (52T) ..			
	276-25455-10	GEAR, sprocket wheel (55T) ..			
25-23	102-25412-00	WASHER, lock .....	2		
25-24	207-25411-00	BOLT .....	4		
25-25	98801-08200	NUT .....	4		
25-26	94504-28110	CHAIN (DK428-110L) .....	1		



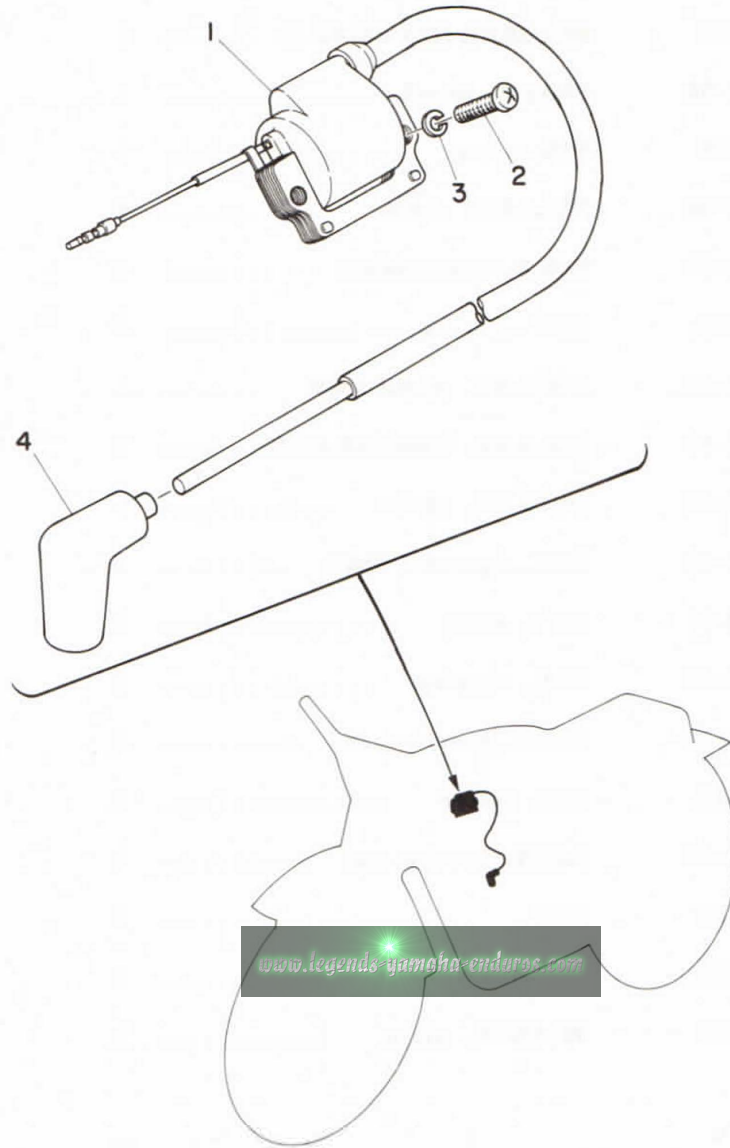
Fig. 25 REAR WHEEL



## REAR WHEEL

Ref. No.	Parts No.	Description	Q'ty	Applicable Machine No.	Remarks
25-27	94604-28001	. JOINT, chain .....	1		
25-28	93306-00406	BEARING (6004Z) .....	1		
25-29	93420-42007	CIRCLIP (R-42) .....	1		
25-30	93106-26005	OIL SEAL (DD-26-42-8) .....	1		
25-31	382-25381-00	SHAFT, wheel .....	1		
25-32	91401-30028	PIN, cotter .....	1		
25-33	248-25388-00	PULLER, chain .....	1		
25-34	168-25379-00	BOLT, chain puller .....	2		
25-35	98803-08300	NUT .....	2		
25-36	183-25383-00	COLLAR, wheel shaft .....	1		
25-37	183-25386-00	COLLAR, sprocket shaft .....	1		
25-38	214-25388-00	PULLER, chain .....	1		
25-39	137-25385-00	NUT, sprocket shaft .....	1		
25-40	214-25182-01	NUT, shaft .....	1		
25-41	401-25371-00	BAR, tension .....	1		
25-42	109-25373-00	BOLT, tension bar .....	1		
25-43	91401-20012	PIN, cotter .....	2		
25-44	183-25378-00	BOLT, tension bar .....	1		
25-45	98801-08300	NUT .....	2		
25-46	92901-08100	WASHER, spring .....	2		
25-47	92901-08200	WASHER, plain .....	1		

Fig. 26 ELECTRICAL





# ELECTRICAL

Ref. No.	Parts No.	Description	Q'ty	Applicable Machine No.	Remarks
26- 1	324-82310-10	IGNITION COIL ASS'Y .....	1		
26- 2	92501-06025	SCREW, panhead .....	2		
26- 3	92901-06100	WASHER, spring .....	2		
26- 4	304-82370-20	PLUG CAP ASS'Y .....	1		



# NUMERICAL INDEX



# NUMERICAL INDEX



# NUMERICAL INDEX

Ref No.	Parts No.	Ref No.	Parts No.	Ref No.	Parts No.
22-16	101-24356-00	4- 2	132-16369-00	4- 9	137-16333-00
5-32	102-17463-00	4- 5	132-16371-02	4-10	137-16337-01
5-31	102-17464-00	5- 4	132-17216-00	4-11	137-16356-00
12- 7	102-18138-00	5-15	132-17216-00	4-13	137-16377-00
24-15	102-25333-00	5-16	132-17414-00	4-12	137-16378-00
25-23	102-25412-00	5- 5	132-17414-00	19- 7	137-23125-00
24- 8	109-25315-00	7- 2	132-18113-01	19-10	137-23145-00
25-42	109-25373-00	7-14	132-18123-00	19- 8	137-23147-00
13-12	110-81345-20	7-15	132-18124-00	18- 9	137-23454-00
13- 9	110-81346-20	7-16	132-18133-00	24-17	137-25159-00
14-29	116-28324-00	7-11	132-18137-00	25-39	137-25385-00
17- 4	116-28324-00	6-20	132-18140-01	9-18	141-23427-00
17-17	116-28324-00	6-21	132-18143-00	21-15	143-24356-00
1-24	120-15371-00	6-22	132-18177-00	11-12	145-14683-00
2- 5	120-15371-00	3-12	136-11561-00-03	3-22	146-11545-00
4-16	122-16164-00	3-12	136-11561-00-04	19-12	146-23114-00
19-16	122-23119-01	3-12	136-11561-00-05	4-19	150-25153-00
19-18	122-23128-00	3-12	136-11561-00-06	10-18	152-14123-00-33
19-17	122-23129-00	3-12	136-11561-00-07	11- 8	152-14613-00
18- 5	122-23411-00	3-12	136-11561-00-08	8- 2	156-15618-01
18- 7	122-23412-00	25- 8	136-25317-00	18- 2	156-23411-00
18- 8	122-23416-00	1-18	136-82543-00	18- 4	156-23412-00
24-16	122-25351-01	12-18	137-13128-00	9-19	156-23418-00
12- 1	126-13116-00	12-12	137-13137-00-10	21-11	156-24181-00
10-19	127-14134-00	12-13	137-13138-01	19-23	156-24187-00
10-31	127-14161-00	12-30	137-13165-00	20-29	156-26347-00
21- 6	129-24311-00	12-29	137-13167-00	20-31	156-27226-00
3-10	131-11633-00	12- 4	137-13176-00	20-30	156-27229-00
3-11	131-11634-00	12-21	137-13187-00	16-24	156-27237-00
10-15	132-14146-00-33	10-17	137-14133-00-33	3- 4	164-11681-00
10-36	132-14179-00-33	10-23	137-14137-00	3- 6	164-11685-00
1-19	132-15351-00	10- 2	137-14143-24	3-19	164-16119-00
1-20	132-15353-00	10- 2	137-14143-26	4-15	164-16181-00
5-25	132-15653-00-10	10- 2	137-14143-28	5-21	164-17427-00-06
5-25	132-15653-00-12	10- 9	137-14186-00	5-29	164-17462-00
5-25	132-15653-00-14	6-10	137-15353-00	6- 5	164-18561-00
4- 8	132-16351-00	4- 6	137-16324-00	11-14	164-22216-00

# NUMERICAL INDEX

Ref No.	Parts No.	Ref No.	Parts No.	Ref No.	Parts No.
18- 1	164-23462-00	12-27	214-13164-00	19-11	248-23144-00
10- 4	168-14190-25	10- 5	214-14195-00	18-10	248-23435-03-33
25-34	168-25379-00	6-19	214-15385-00	24- 1	248-25111-00-38
20-33	168-83936-01	4-26	214-16379-00	25-11	248-25321-00
16- 9	172-27416-00	4-25	214-16389-00	25-14	248-25351-00
5-30	174-17461-30	6-16	214-18531-00	25-33	248-25388-00
5-30	174-17461-40	22-10	214-21717-00	16-20	248-27228-00
5-30	174-17461-50	15-21	214-22241-00	24-22	251-25186-00
6- 3	174-18544-00	18-11	214-23443-00	4-14	254-15631-00
6- 9	174-18558-00	18-12	214-23451-10	10-33	256-14135-00
6-11	174-18578-00	25-40	214-25182-01	5-19	265-17241-00
22-15	174-21766-00	25-15	214-25355-00	5-20	265-17211-00
16-23	180-27236-00	25-38	214-25388-00	19- 6	256-23118-60
10-41	183-14197-01	20-22	214-26337-00	19- 5	256-23142-60
24- 7	183-25117-00	16- 5	214-27316-00	8-19	257-15668-00
24-12	183-25118-00	20- 0-1	214-82910-03	12- 2	275-13175-00
24-11	183-25183-00	20- 4	214-82911-01	19-15	275-23346-61
25- 2	183-25304-00	20- 5	214-83912-01	1-27	276-11351-00
25- 1	183-25311-00	20- 7	214-83913-00	1-26	276-11361-00
25- 7	183-25315-00	20-12	214-83913-00	3-17	276-16136-00
25-12	183-25330-00	20- 0-2	233-82920-03	4- 4	276-16154-00
25-13	183-25333-00	20- 9	233-82921-31	24- 2	276-25104-10
25-21	183-25366-00	20-10	233-83922-31	25-22	276-25449-10
25-44	183-25378-00	10-27	246-14126-00	25-22	276-25452-10
25-36	183-25383-00	1-31	248-11171-01	25-22	276-25455-10
25-37	183-25386-00	12-31	248-13174-00	1-32	278-11175-00
25-20	183-25387-00	12- 8	248-13178-00	12-23	278-13169-00
10- 1	193-14142-50	10-25	248-14131-00	10-12	278-14115-00-33
19- 9	193-23150-40	11- 6	248-14623-00	10-13	278-14117-00
10-16	204-14122-00-33	8-16	248-15654-00	10-32	278-14171-00
16-25	206-27238-00	7-17	248-18134-00	10-35	278-14174-00-33
25-24	207-25411-00	7-18	248-18139-00	10-39	278-14175-00-33
13- 6	207-81321-10	6-18	248-18511-01	10- 7	278-14185-00
13- 7	207-81326-10	6-13	248-18512-01	8- 6	278-15613-00
13- 8	207-81331-10	6-17	248-18513-01	8- 4	278-15622-00
12-28	214-13162-00	6-12	248-18531-00	6-15	278-18552-00
12-26	214-13164-00	19-13	248-23111-01	16- 2	278-27317-00



# NUMERICAL INDEX

Ref No.	Parts No.	Ref No.	Parts No.	Ref No.	Parts No.
10-20	280-14141-34	14-15	322-21747-00	10-21	360-14112-10
10- 8	280-14187-00	22-12	322-21791-00	10-40	360-14169-00
1-17	288-18588-00	14-19	322-21747-00	10-11	360-14184-00
13-11	288-81328-10	15-17	322-22137-00	10-26	363-14137-00
11- 2	291-14752-30	15-18	322-22157-00	10-30	363-14155-00
22- 2	296-21771-00	15-20	322-22213-20	10-29	363-14198-00
22- 3	296-21772-00	19-24	322-23319-00	11-13	363-14771-00
13- 2	296-81312-10	19-21	322-23395-00	9-20	363-15485-00
13- 5	296-81332-10	19-22	322-23396-00	4-24	363-16344-00
13- 3	296-81348-10	16-12	322-23453-00	4-23	363-16387-00
9-11	304-14455-00	19-20	322-23485-00	2-18	363-17481-00
9-10	304-14455-70	21- 7	322-24182-00	14-13	363-21189-00
1-21	304-15128-00	21-14	322-24311-00	14-17	363-21189-00
1-25	304-15373-00	21-13	322-24500-00	14-21	363-21736-00
2- 6	304-15373-00	21- 4	322-24611-00	22- 4	363-21744-00
19- 4	304-23124-50	21-5	322-24612-00	22- 6	363-21755-00
19- 1	304-23126-50-38	20- 2	322-26241-00	20-27	363-26341-03
19- 2	304-23136-50-38	20-18	322-26242-00	20-26	363-26342-00
25-19	304-25364-00	20-17	322-26243-00	20- 3	363-83976-00
26- 4	304-82370-20	20-14	322-26281-00	4-22	364-16343-00
1-29	305-11181-00	20-15	322-26282-00	13-14	366-82591-00
8-17	305-15641-00	20-23	322-26344-00	17-19	367-21659-00
9-13	308-14455-00	20-21	322-26393-00	24-24	367-25382-00
10-14	308-14567-00-33	16-10	322-27416-01	25-31	382-25381-00
11-20	308-14771-00	26- 1	324-82310-10	20-25	382-26372-01
9- 7	314-13621-01	24-14	326-25330-01	20-28	382-26372-01
8-18	315-15687-00	1- 8	328-15316-00	9- 1	401-13565-00
5-13	315-17421-01	3- 1	336-11412-01	9- 2	401-13610-00
18-17	315-23441-00-33	3- 2	336-11422-01	9- 3	401-13613-00
19-25	318-23487-00	3-18	336-16111-00	10-24	401-14136-00
9-17	322-14439-00	20-34	341-26397-01	10-28	401-14158-00-33
11-11	322-14684-10	21- 8	341-83348-00	9-16	401-14412-00
17- 5	322-21541-00	9- 4	345-13616-70	9-15	401-14451-00
17-12	322-21541-00	3- 3	346-11651-70	9-12	401-14453-00
17- 6	322-21544-00	10- 3	346-14153-70	9-14	401-14458-00
17-10	322-21615-00	3-21	353-11546-00	1- 9	401-15317-00
17-11	322-21639-00	3-20	353-16144-00	2-16	401-15362-00

# NUMERICAL INDEX

Ref No.	Parts No.	Ref No.	Parts No.	Ref No.	Parts No.
2- 1	401-15411-00	23- 1-1	401-24771-00	1- 2	403-15121-01
2-13	401-15416-00	24-18	401-25155-00	5-24	403-15651-00
1-11	401-15419-01	25-41	401-25371-00	8- 9	403-15660-01
2- 2	401-15421-00	20- 1	401-26111-00	4- 1	403-16150-00
2- 7	401-15431-00	20-24	401-26335-03	4- 0-1	403-16301-00
1-15	401-15441-01	16-16	401-27211-00-33	4-17	403-16357-00
1-12	401-15449-00	16- 1	401-27311-00	5- 2	403-17411-00
2- 8	401-15451-00	16- 7	401-27411-00	5-11	403-17471-00
2- 3	401-15455-00	16- 6	401-27412-00	14- 1	403-21110-01-33
8- 1	401-15611-00-93	16-14	401-27421-00	15- 2	403-22141-00
8- 3	301-15621-00	16-13	401-27422-00	15- 3	403-22124-00
8-13	401-15665-00	16- 8	401-27426-00	16-19	403-27231-00
8-12	401-15666-00	16-15	401-27456-00	1-30	427-11111-00
8-14	401-15676-00	23- 5	401-28100-10	1-34	427-11161-00
4- 7	401-16321-00	12-14	402-13146-00	1-28	427-11311-00
4-20	401-16345-00	12-25	402-13161-00	3- 8	427-11611-00
4-18	401-16382-01	12-24	402-13552-00	3- 8	427-11611-10
7-13	401-18101-00	10- 6	402-14146-00	3- 8	427-11611-20
7- 1	401-18111-00-93	10-37	402-14178-00-33	3- 8	427-11611-30
7- 7	401-18151-00	10-10	402-14181-00-33	3- 8	427-11611-40
7- 9	401-18152-00	2-14	402-15456-00	3- 7	427-11631-00-96
7- 5	401-18155-00	14-23	402-21240-00	3- 7	427-11631-00-98
7- 8	401-18178-00	14-24	402-21256-00	3- 7	427-11635-00
7- 6	401-18334-00	14-25	402-21257-00	3- 7	427-11636-00
6- 1	401-18541-00	17- 7	402-21519-00	3- 7	427-11637-00
14- 9	401-21471-00-33	17- 8	402-21611-00	3- 7	427-11638-00
14-12	401-21711-00-02	17-18	402-21619-00	12- 0-1	427-13101-00
14-26	401-21746-00	14-16	402-21721-00	10- 0-1	427-14101-60
14-20	401-21787-00	22- 9	402-21745-00	11- 1	427-14610-00
15- 4	401-22123-00	22- 1	402-21751-00	5- 8	427-17121-00
15- 5	401-22127-00	22- 5	402-21766-00	5- 6	427-17131-00
15- 6	401-22128-00	24-13	402-25121-00	5- 3	427-17141-00
15-10	401-22153-00-33	20-19	402-26311-00	5- 7	427-17151-00
15-23	401-22241-00	20-20	402-26312-00	5-14	427-17221-00
21-12	401-23183-00	3- 0-1	403-11400-00	5-18	427-17231-00
19-19	401-23318-00	11- 7	403-14612-00	5-17	427-17251-00
21- 1	401-24110-00-04	1- 1	403-15111-01	5- 1	427-17410-00

# NUMERICAL INDEX

Ref No.	Parts No.	Ref No.	Parts No.	Ref No.	Parts No.
24-20	427-25181-00	15-16	91201-06040	6- 7	92901-05100
17- 1	427-21511-00	15-14	91201-06055	12-16	92901-05100
15- 1	427-22110-00-33	20- 6	91203-06020	22- 8	92901-05200
15-19	427-22210-01	20-11	91203-06020	2-20	92901-06100
19-0-1	427-23101-00	18-13	91204-10030	9- 9	92901-06100
19- 3	427-23141-00	2- 4	91316-06025	11- 4	92901-06100
19-14	427-23340-00-33	2-15	91316-06025	11-10	92901-06100
21- 2	427-24244-00	2-10	91316-06030	11-22	92901-06100
21- 3	427-24245-00	1- 5	91316-06040	14-28	92901-06100
23- 1	427-24770-00	2-11	91316-06040	15-12	92901-06100
13- 0-1	427-81300-10	2-12	91316-06045	17- 3	92901-06100
13- 1	427-81350-10	1- 6	91316-06050	17-13	92901-06100
10-22	644-14116-03	1- 7	91316-06060	17-16	92901-06100
10-34	802-14173-00	8- 8	91316-08025	22-14	92901-06100
14- 2	90101-08219	4-27	91401-10010	26- 3	92901-06100
14- 7	90101-10136	12-19	91401-12018	11- 5	92901-06200
14- 3	90109-08255	20-32	91401-20012	11-23	92901-06200
15-15	90185-06034	25-43	91401-20012	14-11	92901-06200
14- 6	90185-08039	16- 4	91401-20025	15-13	92901-06200
18-16	90185-08039	16-22	91401-25012	16-21	92901-06200
23- 4	90185-08039	24-21	91401-30025	1-22	92901-08100
15-22	90185-10037	25-32	91401-30028	11-16	92901-08100
14- 4	90209-08050	1- 3	91810-02014	11-18	92901-08100
14-14	90267-40037	2- 9	91810-02014	14- 5	92901-08100
14-18	90267-40037	1- 4	91810-19020	18-19	92901-08100
16-17	90508-40165	2-19	92501-06010	21-10	92901-08100
11- 9	91101-06015	11- 3	92501-06010	25-46	92901-08100
7- 3	91101-06020	5-12	92501-06012	11-19	92901-08200
11-21	91201-06010	1-14	92501-06015	23- 3	92901-08200
1-16	91201-06012	17- 9	92501-06018	25-47	92901-08200
14-10	91201-06012	26- 2	92501-06025	12- 9	92901-08400
15-11	91201-06012	1-23	92501-08012	14- 8	92901-10100
17-15	91201-06015	13-13	92701-06012	18-14	92901-10100
24-19	91201-06020	16- 3	92802-10500	22-11	92901-10200
25-16	91201-06020	9- 5	92901-03100	15- 7	92901-12100
9- 8	91201-06025	13-10	92901-04100	24-23	92901-12200
17- 2	91201-06025	13- 4	92901-04200	12-17	93101-10001

# NUMERICAL INDEX

Ref No.	Parts No.	Ref No.	Parts No.	Ref No.	Parts No.
12- 5	93101-10002	8- 7	93430-10016	14-22	98701-04010
7-12	93101-12060	6-14	93430-10017	12-15	98801-05200
8-10	93101-17062	5-22	93440-15012	19-26	98801-06100
24-10	93102-18008	18- 3	93501-04011	20- 8	98801-06100
3-14	93102-20010	18- 6	93503-16010	20-13	98801-06100
5-28	93102-26042	6- 8	93505-16006	17-14	98801-06700
3-15	93103-28011	12-22	93505-32002	25-25	98801-08200
25-10	93104-22018	8- 5	93507-32009	12-10	98801-08300
4-21	93104-14004	1-13	93603-12007	25-45	98801-08300
25-30	93106-26005	12- 3	93603-22028	15- 8	98801-12100
7- 4	93109-12012	6- 2	93604-22050	25-35	98803-08300
1-10	93210-11073	15- 9	93700-06005	12-20	98901-04008
3-16	93210-18023	24- 4	94127-19095		
2-17	93210-19123	25- 4	94130-18041		
25-18	93210-42101	24- 5	94227-19037		
19-27	93210-99184	25- 5	94230-18012		
10-38	93220-09001	24- 6	94327-19029		
25-28	93306-00406	25- 6	94330-18010		
25- 9	93306-20201	25- 3	94414-18007		
25-17	93306-20204	24- 3	94414-19056		
24- 9	93306-30103	25-26	94504-28110		
5-10	93306-30304	25-27	94604-28001		
5-27	93306-30401	1-33	94701-00074		
3-13	93306-30405	16-11	97101-08025		
3- 9	93310-21403	18-18	97103-08035		
3- 5	93310-42249	18-15	97103-08045		
5-23	93311-31515	22-13	97201-06012		
5- 9	93315-31502	14-27	97201-06015		
4- 3	93341-22302	21- 9	97201-08015		
5-26	93410-13004	11-17	97201-08018		
8-11	93410-17008	11-15	97201-08035		
8-15	93410-30012	23- 2	97201-08045		
25-29	93420-42007	22- 7	98501-05010		
6- 4	93430-03014	6- 6	98501-05012		
7-10	93430-08006	12-11	98501-05015		
12- 6	93430-08006	20-16	98503-05018		
16-18	93430-10015	9- 6	98512-03008		