

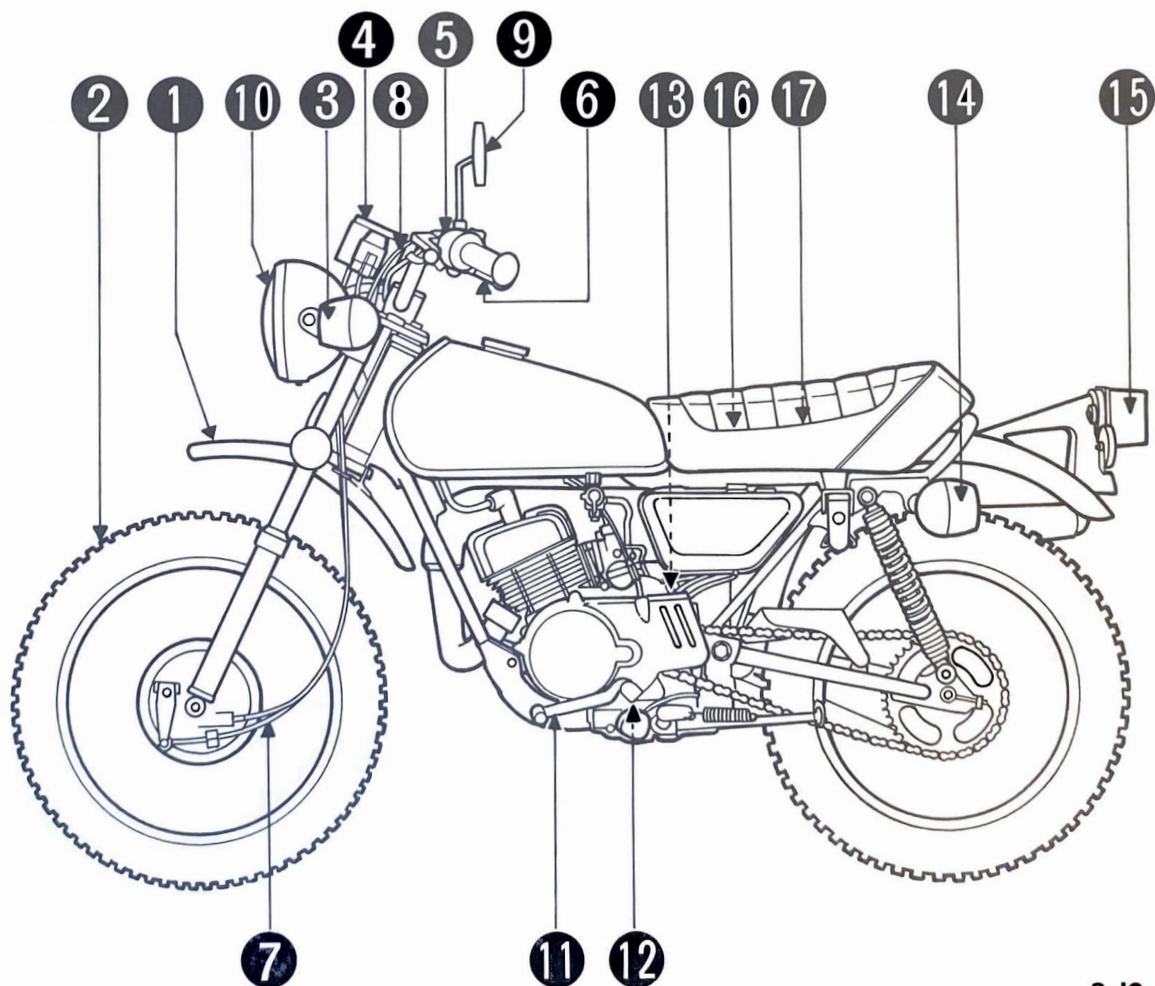


# YAMAHA

# DT80K

[www.legends-yamaha-enduros.com](http://www.legends-yamaha-enduros.com)

## SUPPLEMENTARY ASSEMBLY MANUAL



# FOREWORD

This Supplementary assembly manual has been prepared to introduce the setup procedures and pre-delivery service for the DT80K.

For complete information, it is necessary to use the MX/DT/TI/XT/SR series Basic assembly manual (LIT-11666-03-86) together with this Supplementary assembly manual.

## NOTICE

This service specifications given in this Supplementary assembly manual are based on the model as manufactured. Modifications and significant changes in specifications and/or procedures will be forwarded to Authorized Yamaha Dealers. The procedures below are described in the order that the procedures are carried out correctly and completely. Failure to do so can result in poor performance and possible harm to the machine and/or rider.

### CONCERNING CRATE DAMAGE:

Follow the instructions in the Dealer warranty handbook, Procedure section.

Particularly important information is distinguished in this manual by the following notations:

**NOTE:** A NOTE provides key information to make procedure easier or clearer.

**CAUTION:** A CAUTION indicates special procedures that must be followed to avoid damage to the machine.

**WARNING:** A WARNING indicates special procedures that must be followed to avoid injury to a machine operator or person inspecting or repairing the machine.

SERVICE DEPT.  
INTERNATIONAL DIVISION  
YAMAHA MOTOR CO., LTD.

[www.legends-yamaha-enduros.com](http://www.legends-yamaha-enduros.com)

**DT80K SUPPLEMENTARY ASSEMBLY MANUAL**  
**1982 by Yamaha Motor Corporation, U.S.A.**  
**1st edition, May 1982**  
**All rights reserved. Any reprinting or**  
**unauthorized use without the written permission**  
**of Yamaha Motor Corporation, U.S.A., is**  
**expressly prohibited.**  
**Printed in U.S.A.**  
**LIT-11666-03-68**

## **GLOSSARY**

**(Symbols most commonly used)**

- C:** The "C" marked parts are contained in the small carton box.
- S:** The "S" marked parts are contained in the styrofoam tray (Upper or Lower)
- V:** The "V" marked parts are contained in the vinyl bag.
- \***: The asterisked (\*) parts are temporarily fitted on the machine.

[www.legends-yamaha-enduros.com](http://www.legends-yamaha-enduros.com)

# SETUP PROCEDURES

## NOTE:

Please read the following chapters in the Basic assembly manual before proceeding to the setup.

CHAPTER 1: INTRODUCTION

CHAPTER 2: SETUP AND REDELIVERY CHECK

CHAPTER 3: TOOLS AND TORQUE SPECIFICATIONS

CHAPTER 4: CRATES

CHAPTER 5: INSTALLATION PROCEDURES

## Parts list

No.	Part name	Q'ty	Locating mark	Remarks
<b>1. Front fender</b> <span style="float: right;">5 F.F-B</span>				
1	Front fender	1	S	
2	Hexagon bolt with spring washer	2	*	d=6mm (0.24in) ℓ=12mm(0.47in)
3	Horn	1	*	
4	Hexagon bolt	1	V	d=6mm (0.24in) ℓ=10mm(0.39in)
5	Plain washer	1	V	d=6mm (0.24 in)
<b>2. Front wheel</b> <span style="float: right;">5 F.W-C</span>				
1	Front wheel	1	S	
2	Front wheel axle	1	*	d=10mm (0.39in)
3	Wheel axle collar	1	V	d=10mm(0.39in)
4	Front brake shoe plate assembly	1	S	
5	Plain washer	1	*	d=10mm(0.39in)
6	Castle nut	1	*	d=10mm(0.39in)
7	Cotter pin	1	V	d=2mm(0.08 in) ℓ=20mm(0.79in)
8	Speedometer cable	1	S	
9	Stop ring	1	S	
10	Adjusting bolt	1	S	d=6mm (0.24in) ℓ=53mm (2.1in)
11	Hexagon nut	1	S	d=6mm (0.24in)
12	Brake cable	1	S	
13	Brake cable cover	1	S	Rubber
<b>3 Front flasher light</b> <span style="float: right;">5 F,L-A</span>				
1	Front flasher light	2	S	
2	Hexagon nut	2	V	d=8mm(0.32 in)
3	Spring washer	2	V	d=8mm (0.32in)

## Parts list

No.	Part name	Q'ty	Locating mark	Remarks
<b>4 Meter assembly</b> <span style="float: right;">5 M.E-A</span>				
1	Meter assembly	1	S	
2	Handlebar lower holder	2	V	
3	Plain washer	2	V	d=10mm(0.39in)
4	Spring washer	2	V	d=10mm(0.39in)
5	Hexagon nut	2	V	d=10mm(0.39in)
<b>5 Handlebar</b> <span style="float: right;">5 H,A-C</span>				
1	Handlebar	1	S	
2	Hexagon bolt with spring washer and plain washer	4	V	d=6mm (0.24in) ℓ=35mm (1.4in)
3	Upper handlebar holder	2	V	
<b>6 Throttle grip</b> <span style="float: right;">5 T,G-C</span>				
1	Throttle grip	1	*	
2	Panhead screw	2	*	d=5mm (0.2in) ℓ=22mm(0.87in)
<b>7 Brake cable</b> <span style="float: right;">5 B,C-A</span>				
1	Front brake cable	1	*	
<b>8 Clutch cable</b> <span style="float: right;">5 C,C-A</span>				
1	Clutch cable	1	*	
<b>9 Rear view mirror</b> <span style="float: right;">5 R,V-A</span>				
1	Rear view mirror	1	C	
2	Rear view mirror clamp	1	C	
3	Spring washer	1	C	d=8mm (0.32in)
4	Hexagon nut	1	C	d=8mm(0.32in)
<b>10 Headlight lens unit</b> <span style="float: right;">5 H,L-A</span>				
1	Headlight lens unit assembly	1	*	
2	Headlight bolt with spring washer and plain washer	1	*	d=6mm (0.24in) ℓ=20mm(0.79in)
<b>11 Change pedal</b> <span style="float: right;">5 C,P-A</span>				
1	Change pedal	1	S	
2	Hexagon bolt	1	V	d=6mm(0.24in) ℓ=20mm(0.8in)

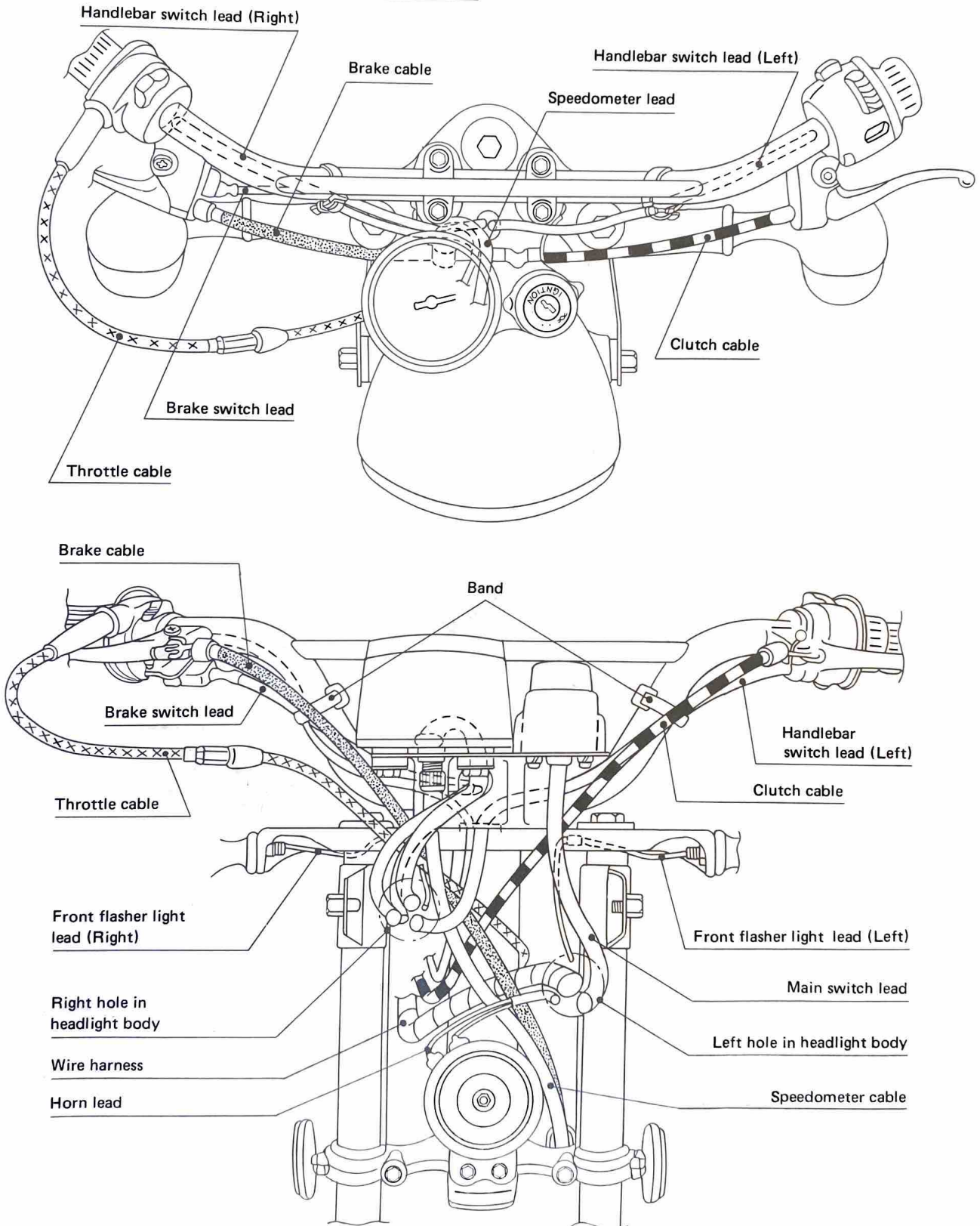
## Parts list

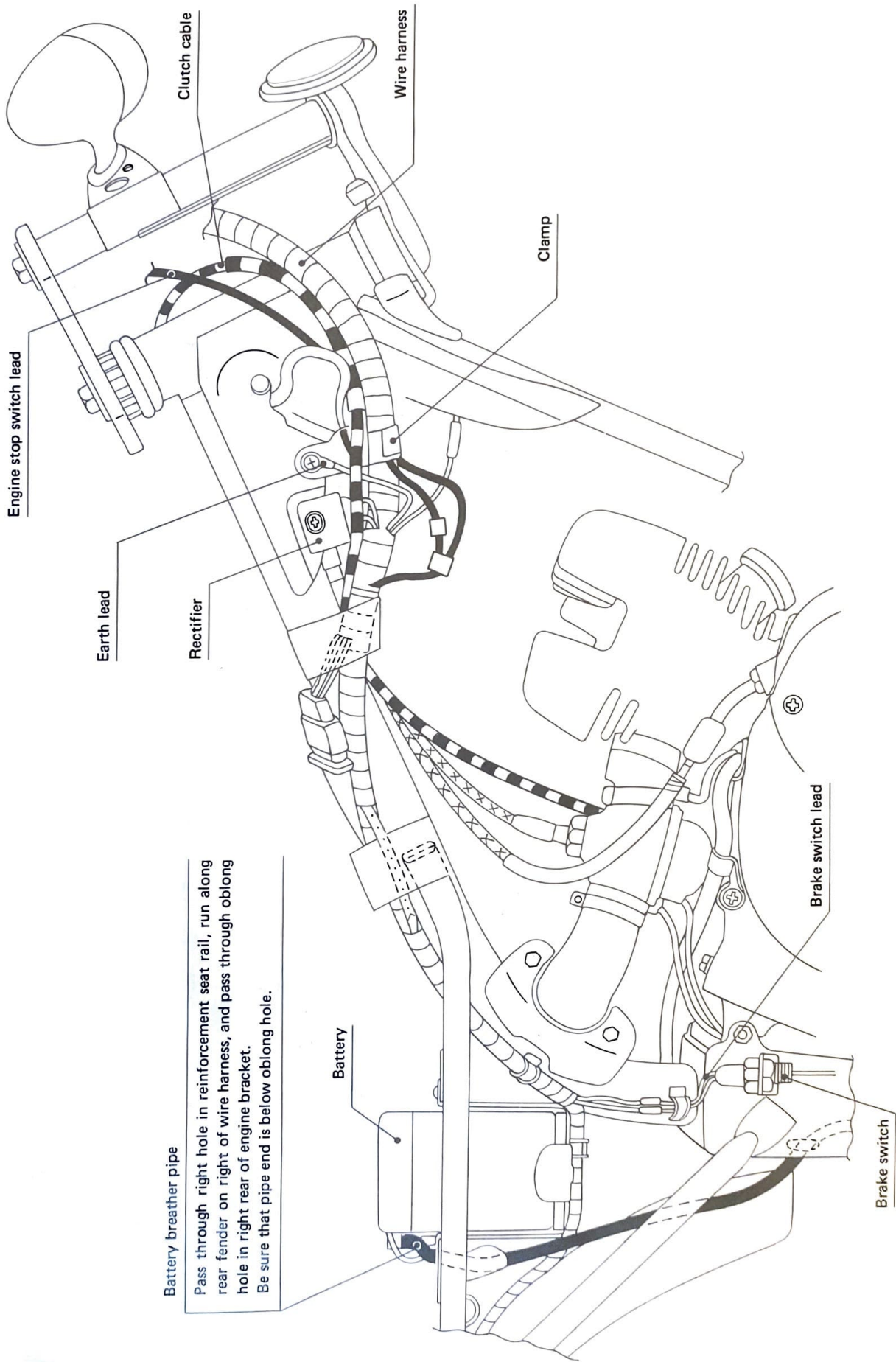
No.	Part name	Q'ty	Locating mark	Remarks
<b>12 Footrest (Right)</b>				<b>5 F,R-A</b>
1	Footrest (Right)	1	S	
2	Clevis pin	1	V	d=8mm(0.34in) ℓ=38mm(1.5in)
3	Cotter pin	1	V	d=2mm(0.08in) ℓ=15mm(0.59in)
<b>13 Kick crank</b>				<b>5 K,C-A</b>
1	Kick crank	1	S	
2	Hexagon bolt	1	V	d=6mm(0.24in) ℓ=25mm(0.98in)
<b>14 Rear flasher light</b>				<b>5 R,F-A</b>
1	Rear flasher light	2	S	
2	Flasher light collar	2	V	
3	Spring washer	1	V	d=8mm(0.32 in)
		1	*	
4	Hexagon nut	1	V	d=8mm(0.32in)
		1	*	
<b>15 Taillight assembly</b>				<b>5 T,L-B</b>
1	Taillight assembly	1	S	
2	Hexagon bolt with spring washer and plain washer	2	*	d=6mm(0.24in) ℓ=14mm(0.55in)
3	Hexagon bolt	2	V	d=6mm(0.24in) ℓ=12mm (0.47 in)
4	Plain washer	2	V	d=6mm(0.24in)
5	Ground lead	1	*	
6	Spring washer	2	V	d=6mm(0.24in)
7	Hexagon nut	2	V	d=6mm(0.24in)
<b>16 Battery</b>				<b>5 B,A-A</b>
1	Battery breather pipe	1	C	Rubber
2	Battery	1	*	
3	Battery band	1	*	Rubber
4	Battery seat	1	*	Rubber
<b>17 Tool kit</b>				<b>5 T,K-A</b>
1	Tool kit	1	C	
2	Tool band	1	C	Rubber

# CABLE ROUTING

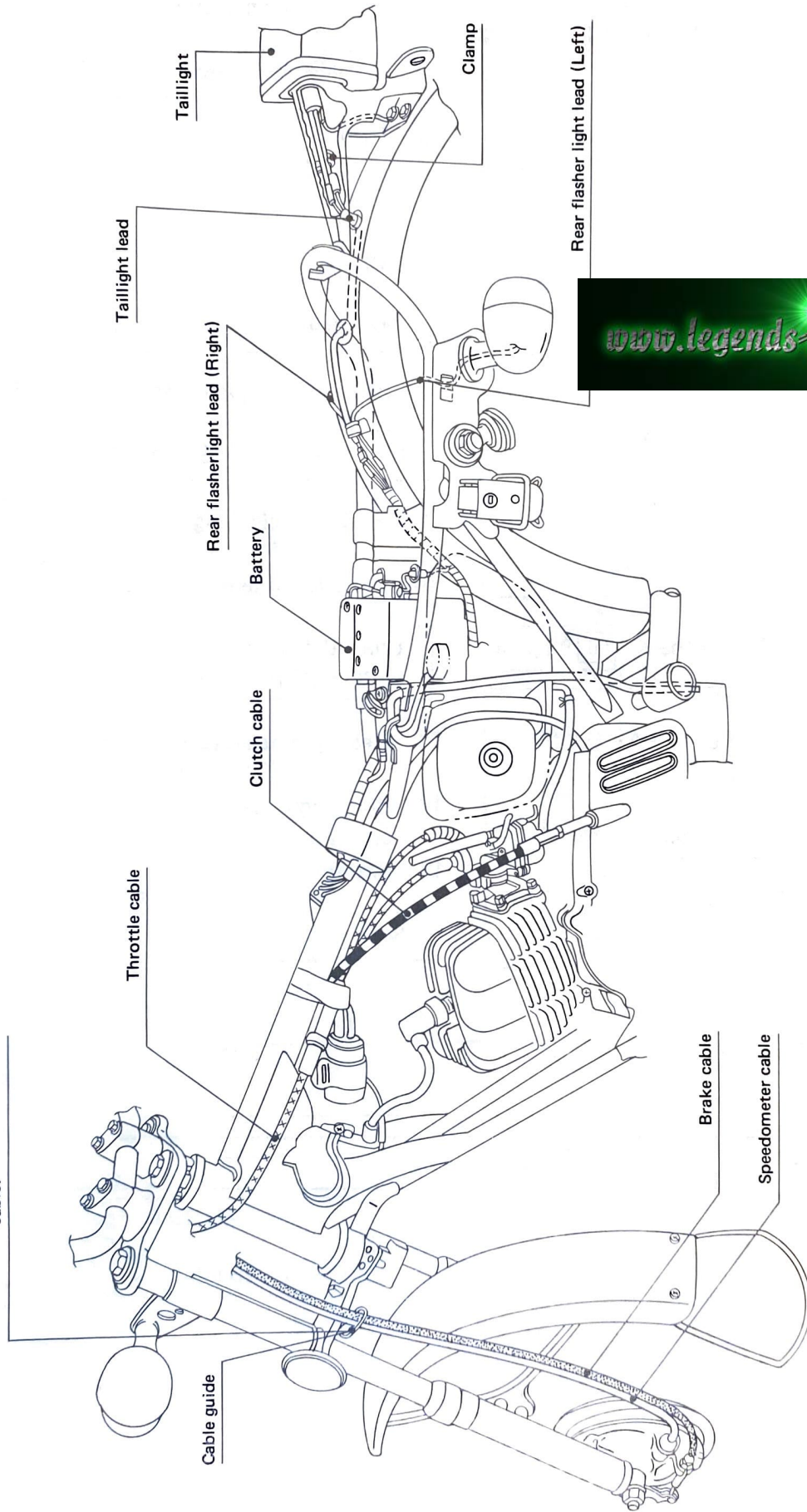
## CAUTION:

Proper cable and lead routing is essential to insure safe vehicle operation.





Route the brake cable behind the speedometer cable.





# ADJUSTMENTS AND PREDELIVERY SERVICE

## NOTE:

Please read the following chapter in the Basic assembly manual before proceeding to the adjustments and predelivery service.

### CHAPTER 6: APPENDICES

#### 1. Engine oil level check 6 2,E-C

Recommended oil:

Yamalube 2-cycle oil or 2-stroke engine oil with "BIA certified for service TC-W".

Oil tank capacity:

0.7 L (0.6 Imp qt, 0.7 US qt)

#### 2. Transmission oil level check 6 T,L-A

Recommended oil :

Yamalube 4-cycle oil or SAE 10W30 type SE motor oil

Oil capacity:

0.55 L (0.48 Imp qt, 0.58 US qt)

#### 3. Bleeding the Autolube pump 6 B,P-A

#### 4. Fuel draining 6 F,D-C

#### 5. Front brake adjustment 6 F,B-A

Free play: 5 ~ 8 mm (0.20 ~ 0.32 in)

#### 6. Throttle cable adjustment 6 T,C-A

Free play: 3 ~ 5 mm (0.12 ~ 0.20 in)

#### 7. Clutch adjustment 6 C,A-A

Free play: 2 ~ 3 mm (0.08 ~ 0.12 in)

#### 8. Rear brake adjustment 6 R,B-B

Free play: 20 ~ 30 mm (0.8 ~ 0.2 in)

#### 9. Fuel cock cleaning 6 F,C-A

#### 10. Drive chain tension check 6 D,C-A

Chain deflection:

20 ~ 30 mm (0.8 ~ 1.2 in)

#### 11. Headlight beam adjustment 6 H,E-C

#### 12. Brake light switch adjustment 6 B,S-A

#### 13. Battery 6 B,A-A

Specific gravity at 20°C (68°F): 1.260

## APPENDICES

### SERVICE DATA

Idling engine speed	1,300 r/min	
Spark plug Type Gap	B7HS (N.G.K.) 0.5 ~ 0.7 mm (0.020 ~ 0.028 in)	
Fuel Recommended fuel Fuel tank capacity	Regular gasoline 4.8 L (1.1 Imp gal, 1.3 US gal)	
Tire pressure	Front	Rear
OFF road riding	147 kPa (1.5 kg/cm <sup>2</sup> , 22 psi)	196 kPa (2.0 kg/cm <sup>2</sup> , 28 psi)
ON road riding	147 kPa (1.5 kg/cm <sup>2</sup> , 22 psi)	226 kPa (2.3 kg/cm <sup>2</sup> , 32 psi)

[www.legends-yamaha-enduros.com](http://www.legends-yamaha-enduros.com)

## TORQUE SPECIFICATION CHART

Parts to be tightened	Nut/Bolt Size	Tightening torque		
		Nm	m.kg	ft.lb
<b>Engine:</b>				
Spark plug		25	2,5	18.0
Drain plug		20	2.0	14.0
<b>Chassis:</b>				
Front fender and under bracket (F,F-B #1, #2)	M6 x 1.0	4	0.4	2.9
Front wheel axle and nut (F,W-C #1)	M10 x 1.25	39	3.9	28.0
Handle crown and handlebar under holder (M,E-A #1)	M10 x 1.25	30	3.0	22.0
Handlebar upper holder and handlebar under holder (H,A-C #1)	M6 x 1.0	12	1.2	8.7
Change pedal (C,P-A #1)	M6 x 1.0	10	1.0	7.2
Kick crank (K,C-A #1)	M6 x 1.0	10	1.0	7.2
Under bracket and inner tube	M10 x 1.25	21	2.1	15.0
Handle crown and steering shaft	M10 x 1.25	30	3.0	22.0
<b>Engine mounting:</b>				
Front	M8 x 1.25	26	2.6	19.0
Rear, upper	M8 x 1.25	26	2.6	19.0
Rear, under	M8 x 1.25	26	2.6	19.0
Pivot shaft and frame	M10 x 1.25	25	2.5	18.0
Rear wheel axle and nut	M12 x 1.25	60	6.0	43.0
Tension bar and brake shoe plate	M8 x 1.25	18	1.8	13.0
Tension bar and rear arm	M8 x 1.25	18	1.8	13.0
Rear shock absorber and frame	M10 x 1.25	30	3.0	22.0
Rear arm and rear shock absorber	M10 x 1.25	30	3.0	22.0
Sprocket wheel mounting bolt	M8 x 1.25	20	2.0	14.0
Camshaft lever and camshaft	M6 x 1.0	9	0.9	6.5
Rear fender and rear fender bracket	M6 x 1.0	5	0.5	3.6
Rear fender and reinforcement rail	M6 x 1.0	5	0.5	3.6
Inner tube (upper) and handle crown	M10 x 1.25	20	2.0	14.0

## OWNER'S TOOL KIT

No.	Part name	Q'ty
1	Owner's tool bag	1
2	Spark plug wrench (19-21)	1
3	Spark plug wrench handle	1
4	Spanner (14-17)	1
5	Spanner (10-12)	1
6	Screwdriver grip	1
7	Screwdriver grip cap	1
8	Screwdriver bit (Phillips-head and Slotted-head)	1
9	Screwdriver bit (Phillips-head)	1

[www.legends-yamaha-enduros.com](http://www.legends-yamaha-enduros.com)

NO.	ITEM	QTY	UNIT	PRICE	TOTAL	REMARKS
1	...	...	...	...	...	...
2	...	...	...	...	...	...
3	...	...	...	...	...	...
4	...	...	...	...	...	...
5	...	...	...	...	...	...
6	...	...	...	...	...	...
7	...	...	...	...	...	...
8	...	...	...	...	...	...
9	...	...	...	...	...	...
10	...	...	...	...	...	...
11	...	...	...	...	...	...
12	...	...	...	...	...	...
13	...	...	...	...	...	...
14	...	...	...	...	...	...
15	...	...	...	...	...	...
16	...	...	...	...	...	...
17	...	...	...	...	...	...
18	...	...	...	...	...	...
19	...	...	...	...	...	...
20	...	...	...	...	...	...
21	...	...	...	...	...	...
22	...	...	...	...	...	...
23	...	...	...	...	...	...
24	...	...	...	...	...	...
25	...	...	...	...	...	...
26	...	...	...	...	...	...
27	...	...	...	...	...	...
28	...	...	...	...	...	...
29	...	...	...	...	...	...
30	...	...	...	...	...	...
31	...	...	...	...	...	...
32	...	...	...	...	...	...
33	...	...	...	...	...	...
34	...	...	...	...	...	...
35	...	...	...	...	...	...
36	...	...	...	...	...	...
37	...	...	...	...	...	...
38	...	...	...	...	...	...
39	...	...	...	...	...	...
40	...	...	...	...	...	...
41	...	...	...	...	...	...
42	...	...	...	...	...	...
43	...	...	...	...	...	...
44	...	...	...	...	...	...
45	...	...	...	...	...	...
46	...	...	...	...	...	...
47	...	...	...	...	...	...
48	...	...	...	...	...	...
49	...	...	...	...	...	...
50	...	...	...	...	...	...
51	...	...	...	...	...	...
52	...	...	...	...	...	...
53	...	...	...	...	...	...
54	...	...	...	...	...	...
55	...	...	...	...	...	...
56	...	...	...	...	...	...
57	...	...	...	...	...	...
58	...	...	...	...	...	...
59	...	...	...	...	...	...
60	...	...	...	...	...	...
61	...	...	...	...	...	...
62	...	...	...	...	...	...
63	...	...	...	...	...	...
64	...	...	...	...	...	...
65	...	...	...	...	...	...
66	...	...	...	...	...	...
67	...	...	...	...	...	...
68	...	...	...	...	...	...
69	...	...	...	...	...	...
70	...	...	...	...	...	...
71	...	...	...	...	...	...
72	...	...	...	...	...	...
73	...	...	...	...	...	...
74	...	...	...	...	...	...
75	...	...	...	...	...	...
76	...	...	...	...	...	...
77	...	...	...	...	...	...
78	...	...	...	...	...	...
79	...	...	...	...	...	...
80	...	...	...	...	...	...
81	...	...	...	...	...	...
82	...	...	...	...	...	...
83	...	...	...	...	...	...
84	...	...	...	...	...	...
85	...	...	...	...	...	...
86	...	...	...	...	...	...
87	...	...	...	...	...	...
88	...	...	...	...	...	...
89	...	...	...	...	...	...
90	...	...	...	...	...	...
91	...	...	...	...	...	...
92	...	...	...	...	...	...
93	...	...	...	...	...	...
94	...	...	...	...	...	...
95	...	...	...	...	...	...
96	...	...	...	...	...	...
97	...	...	...	...	...	...
98	...	...	...	...	...	...
99	...	...	...	...	...	...
100	...	...	...	...	...	...

[www.legends-yamaha-enduros.com](http://www.legends-yamaha-enduros.com)

[www.legends-yamaha-enduros.com](http://www.legends-yamaha-enduros.com)



**YAMAHA MOTOR CO., LTD.**

IWATA JAPAN