



YAMAHA


PARTS LIST

MODEL **DT-1B**

www.legends-yamaha-enduros.com

YAMAHA MOTOR CO., LTD.

YAMAHA DT-1B



Instructions on Parts List

YAMAHA DT-1B

1. DIMENSIONS: All dimensions are given in millimeters with the exception of steel balls which are given in inches.

2. KEY TO SYMBOLS:

R.H.	Right hand side (Viewed from the rider's seat facing forward)
L.H.	Left hand side (Viewed from the rider's seat facing forward)
S.R.	Suggested retail price
UR	Use size (thickness) and and/or numbers as required
☆	Government inspected parts
△	Not supplied as a single part
S	Indicates "S" shaped circlip
E	Indicates "E" shaped circlip
R	Indicates "R" shaped circlip
T	Number of teeth in a gear
V	Voltage for light bulbs
W	Wattage for light bulbs
L	Length
S	"S" type oil seal
SD	"SD" type oil seal
SO	"SO" type oil seal
SW	"SW" type oil seal

3. COMPONENT PARTS: Component parts of an assembly are preceded by a dot (.) as follows:

KICK CRANK ASS'Y

- . WASHER, spring)
- . LEVER, kick) Component parts
- . PIN)

Component parts which are mounted on either side of the m/c. are listed in the following sequence:

- 5a). - Parts to be mounted on "LEFT SIDE" are listed first.
- 5b). - Parts to be mounted on "RIGHT SIDE" are listed second.
- 5c). - Parts which can be mounted on "EITHER SIDE" are listed next to the above parts. -

You are requested to be very careful, when ordering, not to make a mistake in stating the part numbers, since only a single wrong figure will entirely change the contents and will cause you to receive quite a different part.

We believe that this introduction will prove a great help to you, but if you have any ambiguous point, please do not hesitate to contact us.

CONTENTS

ENGINE

Fig. 1	Crank Case	1
Fig. 2	Crank Case Cover	3
Fig. 3	Crank Shaft & Piston	5
Fig. 4	Clutch	7
Fig. 5	Transmission Gear	9
Fig. 6	Shifter (A)	13
Fig. 7	Shifter (B)	15
Fig. 8	Kick	17
Fig. 9	Tachometer Gear	19
Fig. 10	Air Cleaner	21
Fig. 11	Carburetor	23
Fig. 12	Muffler	27
Fig. 13	Oil Pump	29
Fig. 14	Flywheel Magneto	33

CHASSIS

Fig. 15	Frame	37
Fig. 16	Rear Arm & Chain Case	41
Fig. 17	Stand, Foot Rest & Rear Brake Pedal	43
Fig. 18	Front Fork	45
Fig. 19	Handle & Wire	51
Fig. 20	Fuel Tank	53
Fig. 21	Oil Tank	55
Fig. 22	Seat	57
Fig. 23	Front Wheel	59
Fig. 24	Rear Wheel	63
Fig. 25	Head Lamp, Tail Lamp & Speedometer	67
Fig. 26	Electrical	71

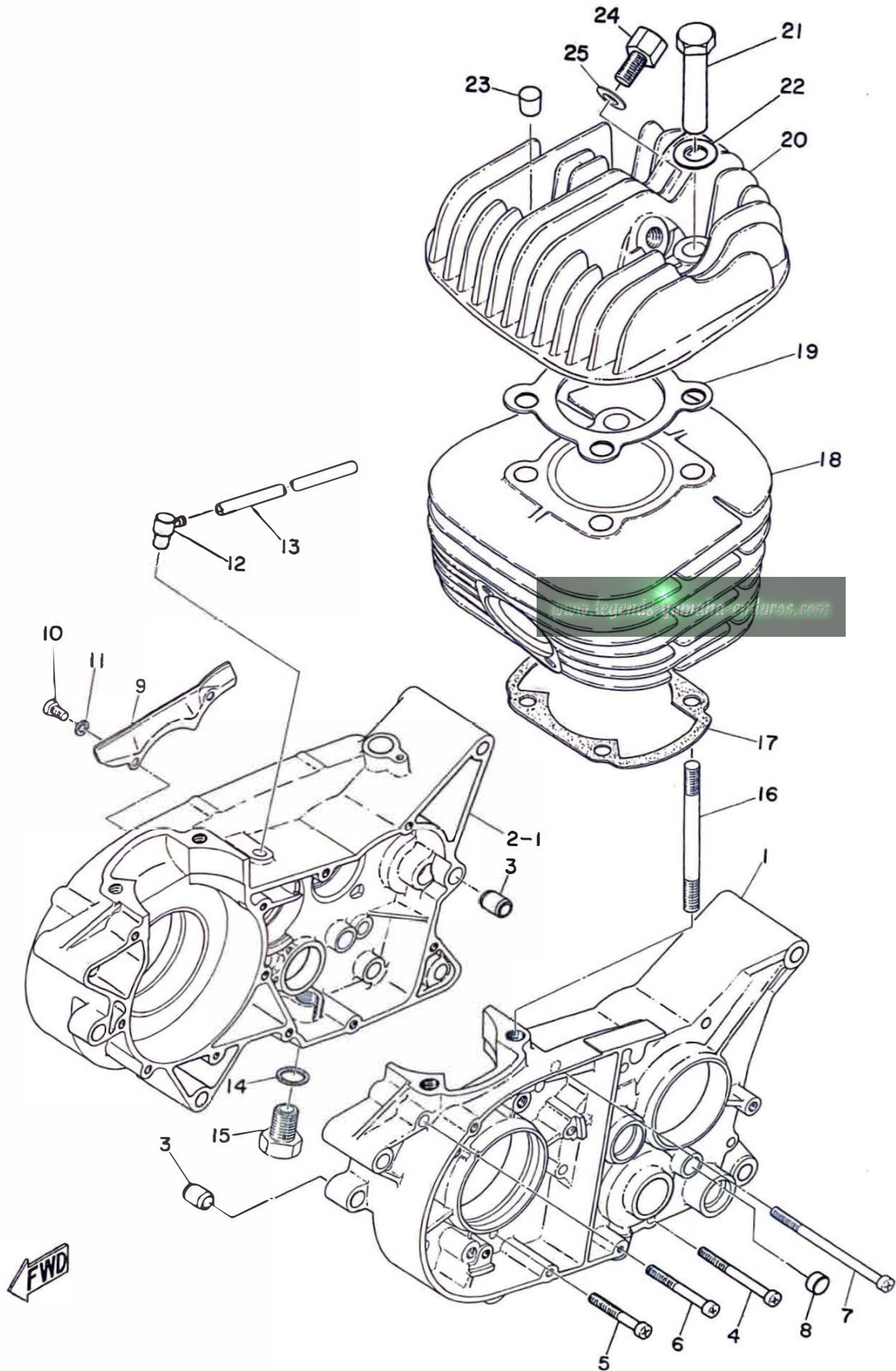
NUMERICAL INDEX

ENGINE



www.legends-yamaha-enduros.com

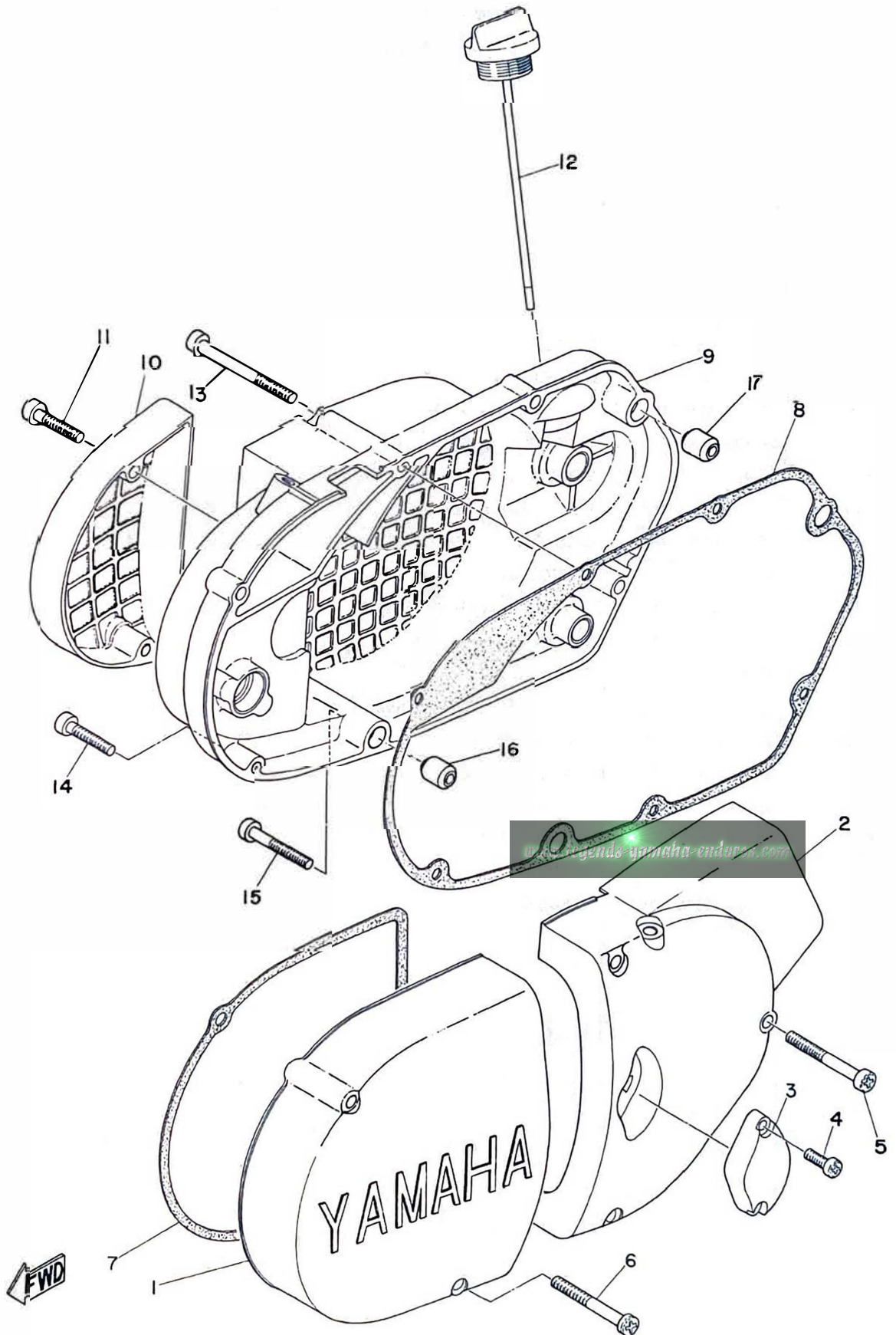
Fig. 1 CRANK CASE



CRANK CASE

Ref No.	Parts No.	Parts Name	Description	Q'ty	S·R	Remarks
1- 1	214-15111-01	CASE, crank (L. H)		1		
1- 2	214-15121-04	CASE, crank (R. H)		1		
1- 3	91800-05016	PIN, dowel	8.5-12-16	2		
1- 4	92501-06065	SCREW, pan head		6		
1- 5	92501-06045	SCREW, pan head		5		
1- 6	92501-06055	SCREW, pan head		1		
1- 7	92501-06100	SCREW, pan head		1		
1- 8	214-15385-00	PLUG, blind		1		
1- 9	214-15492-00	COVER		1		
1-10	98501-05010	SCREW, pan head		2		
1-11	92901-05100	WASHER, spring		2		
1-12	120-15371-00	BREATHER		1		
1-13	214-15373-00	PIPE, breather	5-7-130	1		
1-14	137-15353-00	GASKET, drain plug	14.5-21-1.5	1		
1-15	214-15351-00	PLUG, drain		1		
1-16	214-11361-00	BOLT, cylindr holding 1	10-112	4		
1-17	214-11351-00	GASKET, cylinder		1		
1-18	233-11311-00	CYLINDER		1		
1-19	214-11181-01	GASKET, cylinder head		1		
1-20	233-11111-00	HEAD, cylinder		1		
1-21	214-11171-00	NUT, holding		4		
1-22	214-11175-00	WASHER, holding	15-26-2	4		
1-23	214-11161-00	ABSORBER		4		
1-24	214-11197-00	PLUG, blind		1		
1-25	914-11198-00	GASKET		1		

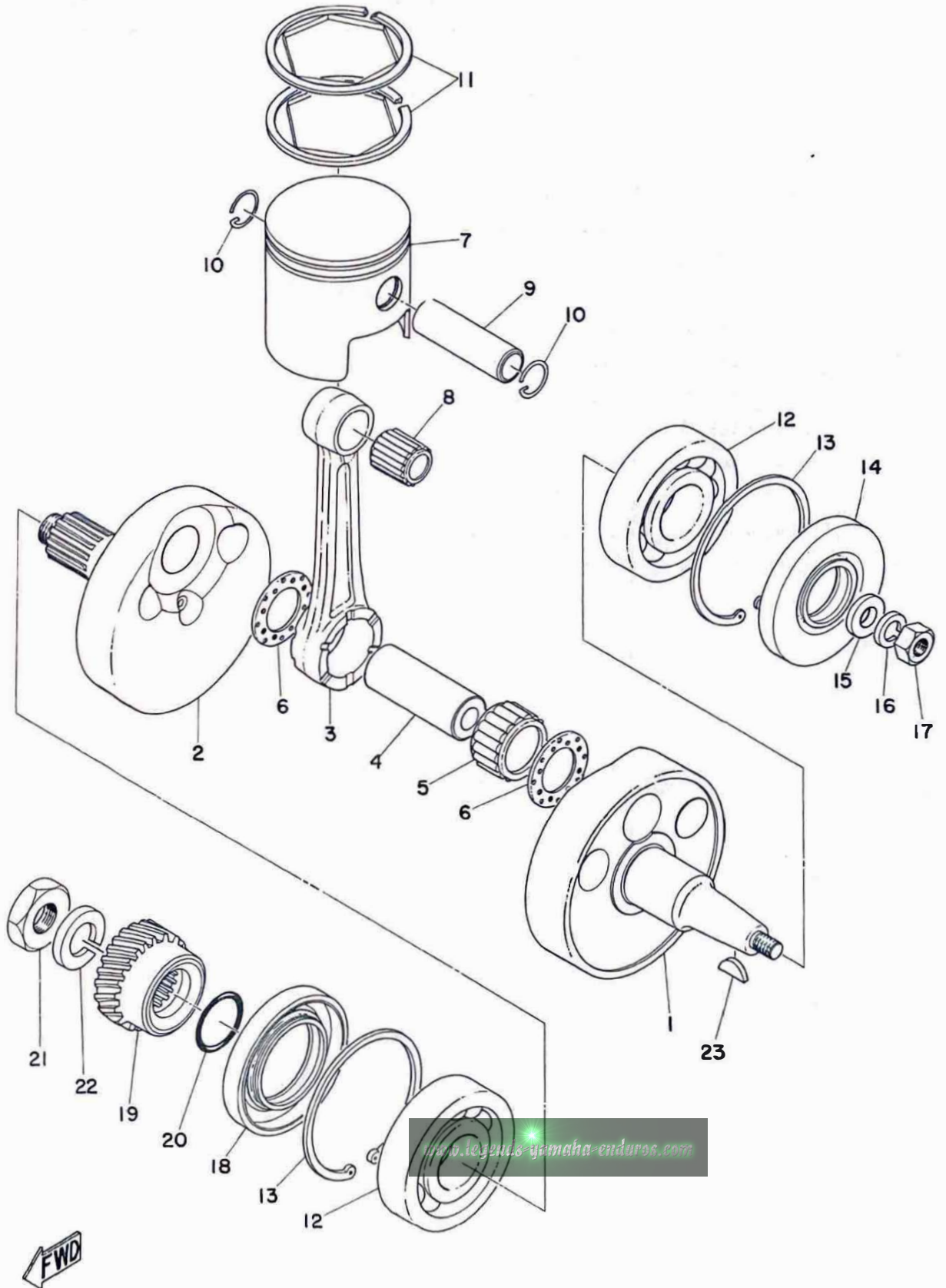
Fig. 2 CRANKCASE COVER



CRANKCASE COVER

Ref No.	Parts No.	Parts Name	Description	Q'ty	S-R	Remarks
2- 1	214-15411-00	COVER, crankcase (L.H) 1		1		
2- 2	214-15421-01	COVER, c rankcase (L.H) 2		1		
2- 3	214-15417-00	COVER, cap		1		
2- 4	98501-05015	SCREW, pan head		2		
2- 5	92501-06050	SCREW, pan head		3		
2- 6	92501-06050	SCREW, pan head		2		
2- 7	214-15451-00	GASKET, crankcase cover (L.H)		1		
2- 8	214-15461-00	GASKET, crankcase cover (R.H)		1		
2- 9	214-15431-01	COVER, crankcase (R.H)		1		
2-10	214-15416-00	COVER, oil pump		1		
2-11	92501-06030	SCREW, pan head		2		
2-12	214-15363-00	PLUG, oil		1		
2-13	92501-06065	SCREW, pan head		1		
2-14	92501-06030	SCREW, pan head		5		
2-15	92501-06040	SCREW, pan head		2		
2-16	91800-05016	PIN, dowel	8.5-12-16	2		

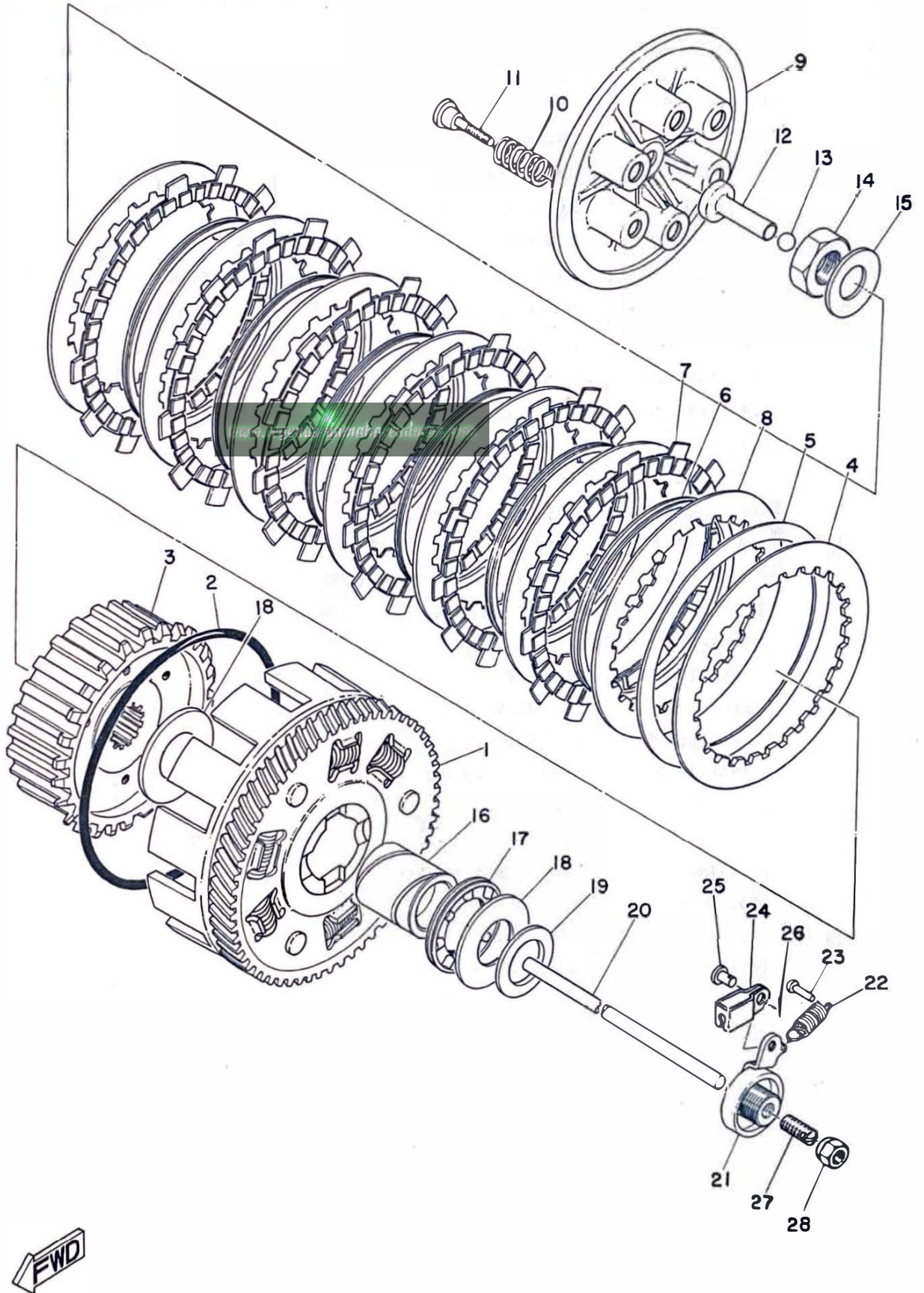
Fig. 3 CRANK SHAFT & PISTON



CRANK SHAFT & PISTON

Ref No.	Parts No.	Parts Name	Description	Q'ty	S-R	Remarks
3- 0-1	214-11400-01	CRANK ASS'Y		1		
3- 1	214-11412-01	. CRANK (L. H)		1		
3- 2	214-11422-00	. CRANK (R. H)		1		
3- 3	214-11651-00	. ROD, connecting		1		
3- 4	214-11681-00	. PIN,crank	24 ϕ	1		
3- 5	93310-52429	. BEARING	24-31-19.8	1		☆
3- 6	152-11685-00	. WASHER, crank pin	24.2-38-1	2		
3- 7	214-11631-00	PISTON (STD)		1		
	214-11631-10	PISTON (1st O/S)	0.25mm	1		
	214-11631-20	PISTON (2nd O/S)	0.5mm	1		
3- 8	93310-21824	BEARING	18-22-22	1		☆
3- 9	214-11633-00	PIN, piston	18 ϕ	1		
3-10	604-11634-00	CLIP, piston pin		2		
3-11	214-11601-02	PISTON RING SET (STD)		1s		
	214-11601-12	PISTON RING SET (1st O/S)		1s		
	214-11601-22	PISTON RING SET (2nd O/S)		1s		
3-12	93306-30602	BEARING	6306	2		☆
3-13	93420-72023	CIRCLIP	R-72	2		
3-14	93103-30044	OIL SEAL	SW-30-72-10	1		
3-15	214-11557-01	WASHER		1		
3-16	92901-12100	WASHER, spring		1		
3-17	214-11555-01	NUT		1		
3-18	93103-42045	OIL SEAL	SW42-72-10	1		
3-19	214-16111-00	GEAR, primary drive	21T	1		
3-20	93210-25070	O-RING	3.2-24.5	1		
3-21	156-16174-00	NUT, lock		1		
3-22	92901-18100	WASHER, spring		1		
3-23	214-11545-01	KEY, woodruff		1		

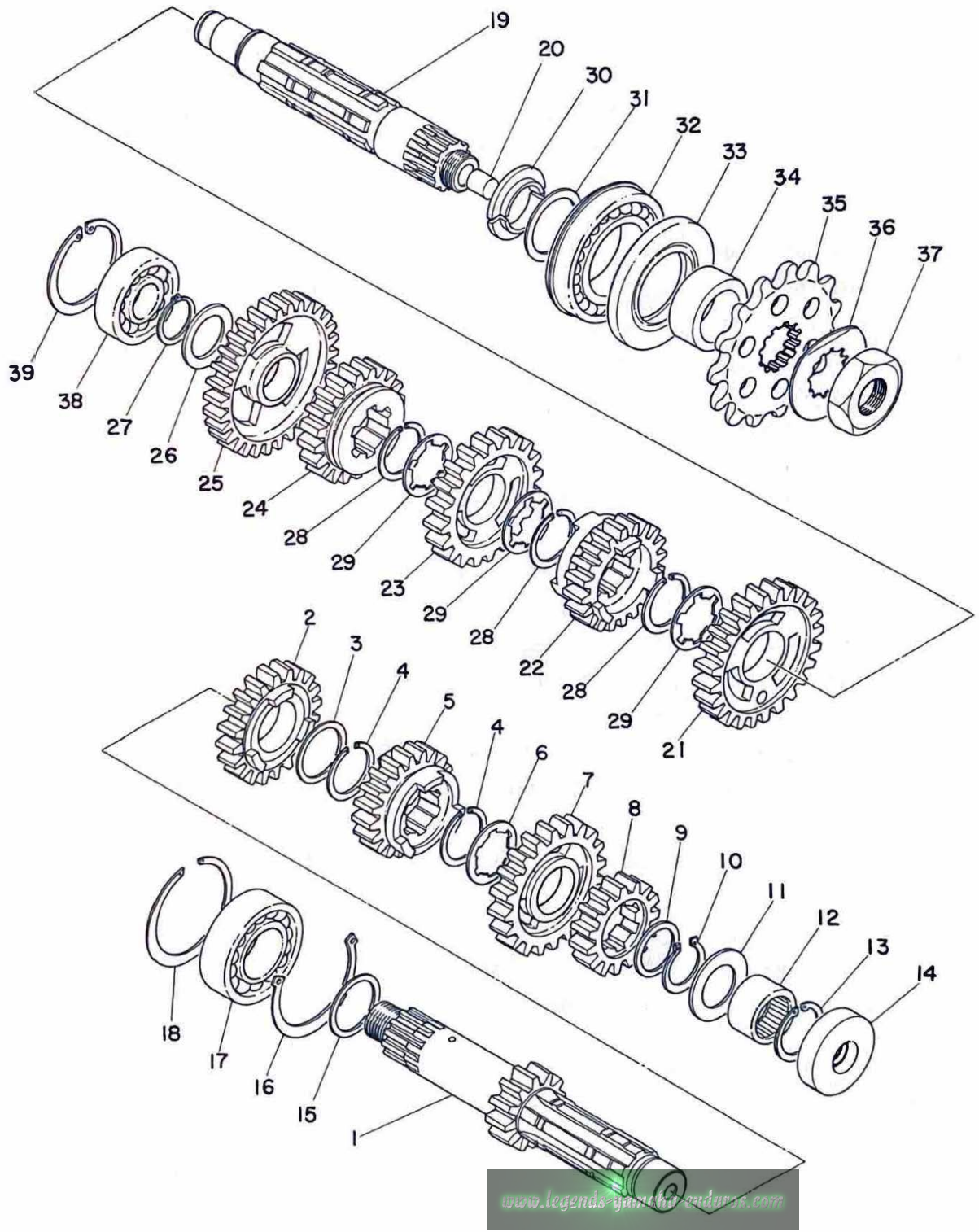
Fig. 4 CLUTCH



CLUTCH

Ref No.	Parts No.	Parts Name	Description	Q'ty	S - R	Remarks
4- 0-1	214-16301-01	CLUTCH ASS'Y		1		
4- 1	214-16150-00	. PRIMARY DRIVEN GEAR COMP.	65 T	1		
4- 2	93211-20102	. O-RING	5.7-119.6	1		
4- 3	214-16371-01	. BOSS, clutch		1		
4- 4	214-16324-00	. PLATE, clutch 1		1		
4- 5	214-16332-00	. SPACER		1		
4- 6	168-16367-00	. RING, cushion		6		
4- 7	168-16321-00	. PLATE, friction		6		
4- 8	168-16325-00	. PLATE, clutch 2		7		
4- 9	214-16351-00	. PLATE, pressure		1		
4-10	137-16333-00	. SPRING, clutch		6		
4-11	137-16337-01	. SCREW, spring		6		
4-12	174-16356-00	ROD, push		1		
4-13	93505-16006	BALL	5/16"	1		☆
4-14	156-16174-00	NUT, lock		1		
4-15	214-16119-00	SPRING		1		
4-16	214-16181-00	SPACER		1		
4-17	93341-23305	BEARING		1		
4-18	170-16164-00	PLATE, thrust 2	25-50-2	2		
4-19	170-16154-02	PLATE, thrust 1	25.2-34-2	1		
4-20	214-16357-00	ROD, push	6.8-187	1		
4-21	214-16340-00	PUSH LEVER ASS'Y		1		
4-22	137-16345-00	SPRING, return		1		
4-23	132-16346-00	HOOK, spring		1		
4-24	214-16389-00	JOINT		1		
4-25	214-16379-00	PIN		1		
4-26	91401-10010	PIN, cotter		1		
4-27	214-16343-00	SCREW, adjusting		1		
4-28	214-16344-00	NUT, adjusting		1		

Fig. 5 TRANSMISSION GEAR




FWD

TRANSMISSION GEAR

Ref No.	Parts No.	Parts Name	Description	Q'ty	S·R	Remarks
5- 0-1	214-17401-00	MAIN AXLE ASS'Y		1		
5- 1	214-17411-00	. AXLE, main		1		
5- 2	214-17141-00	. GEAR, 4th pinion	21T	1		
5- 3	152-17226-00	. WASHER, gear hold		1		
5- 4	93440-25008	. CIRCLIP	25φ	2		
5- 5	214-17131-01	. GEAR, 3rd pinion	19T	1		
5- 6	214-17216-00	. WASHER, gear hold		1		
5- 7	214-17231-01	. GEAR, 3rd wheel	23T	1		
5- 8	214-17121-00	. GEAR, 2nd pinion	16T	1		
5- 9	132-17216-00	. WASHER, gear hold	20-25-1	1		
5-10	93410-19015	. CIRCLIP	S-19	1		
5-11	137-17427-00	SHIM	20.2-33-1	1		
5-12	93315-22004	BEARING	20-26-16	1		☆
5-13	93420-26024	CIRCLIP		1		
5-14	93104-07022	OIL SEAL	SO-6.8-26-1	1		
5-15	156-17417-00	SHIM, main axle	25.1-31-0.2 0.1 0.3	UR		
5-16	214-17474-00	CIRCLIP		1		
5-17	93306-20508	BEARING	6205Z	1		☆
5-18	93450-52005	CIRCLIP	52φ	1		
5- 0-2	214-17402-00	DRIVE AXLE ASS'Y		1		
5-19	214-17421-00	. AXLE, drive		1		
5-20	214-17481-00	. PLUG, blind		1		
5-21	214-17221-00	. GEAR, 2nd wheel	26T	1		
5-22	214-17131-01	. GEAR, 3rd pinion	19T	1		
5-23	214-17231-01	. GEAR, 3rd wheel	23T	1		
5-24	214-17241-00	. GEAR, 4th wheel	21T	1		
5-25	214-17211-00	. GEAR, 1st wheel	29T	1		
5-26	168-17116-00	. WASHER, gear hold	20-30-1.5	1		
5-27	93410-19015	. CIRCLIP	S19	1		
5-28	93440-25008	. CIRCLIP	25φ	3		
5-29	214-17216-00	. WASHER, gear hold		3		
5-30	156-17429-00	SPACER, drive axle		2		
5-31	168-17428-01	SHIM, drive axle	25-34- ^{0.3} - ^{0.5}	UR		
5-32	93306-30506	BEARING	6305NR	1		☆
5-33	93102-35054	OIL SEAL	SD-35-62-6	1		
5-34	214-17462-00	COLLAR, distance	25-35-15.5	1		
5-35	214-17461-30	SPROCKET, drive	13T	1		

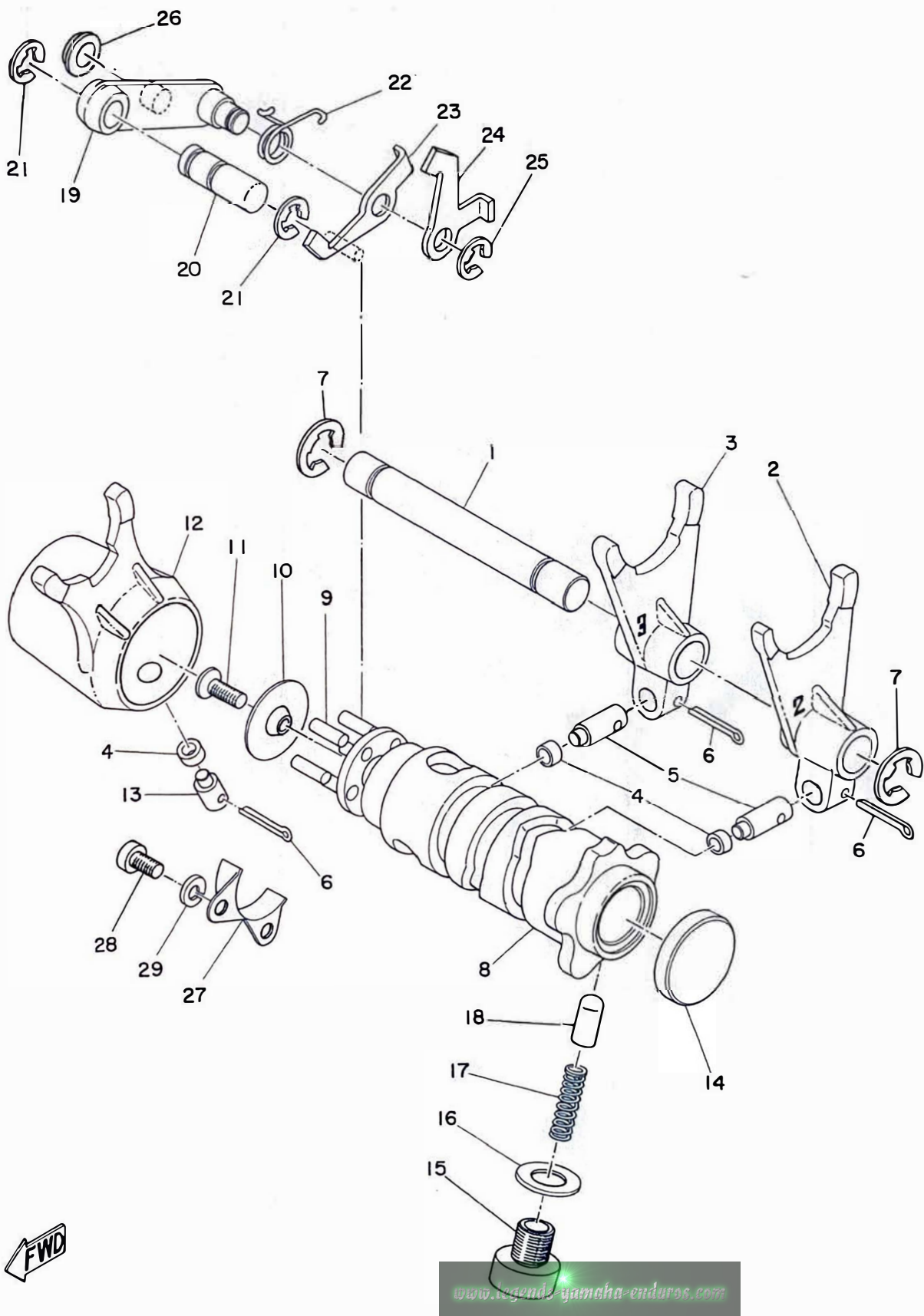
Fig. 5 TRANSMISSION GEAR



TRANSMISSION GEAR

Ref No.	Parts No.	Parts Name	Description	Q'ty	S-R	Remarks
	214-17461-40	SPROCKET, drive	14T	1		
	214-17461-50	SPROCKET, drive	15T	1		S. T. D
	214-17461-60	SPROCKET, drive	16T	1		
5-36	156-17464-01	WASHER, lock		1		
5-37	152-17463-00	NUT, lock		1		
5-38	93306-20303	BEARING	6203Z	1		
5-39	93450-40001	CIRCLIP	40φ	1		

Fig. 6 SHIFTER(A)

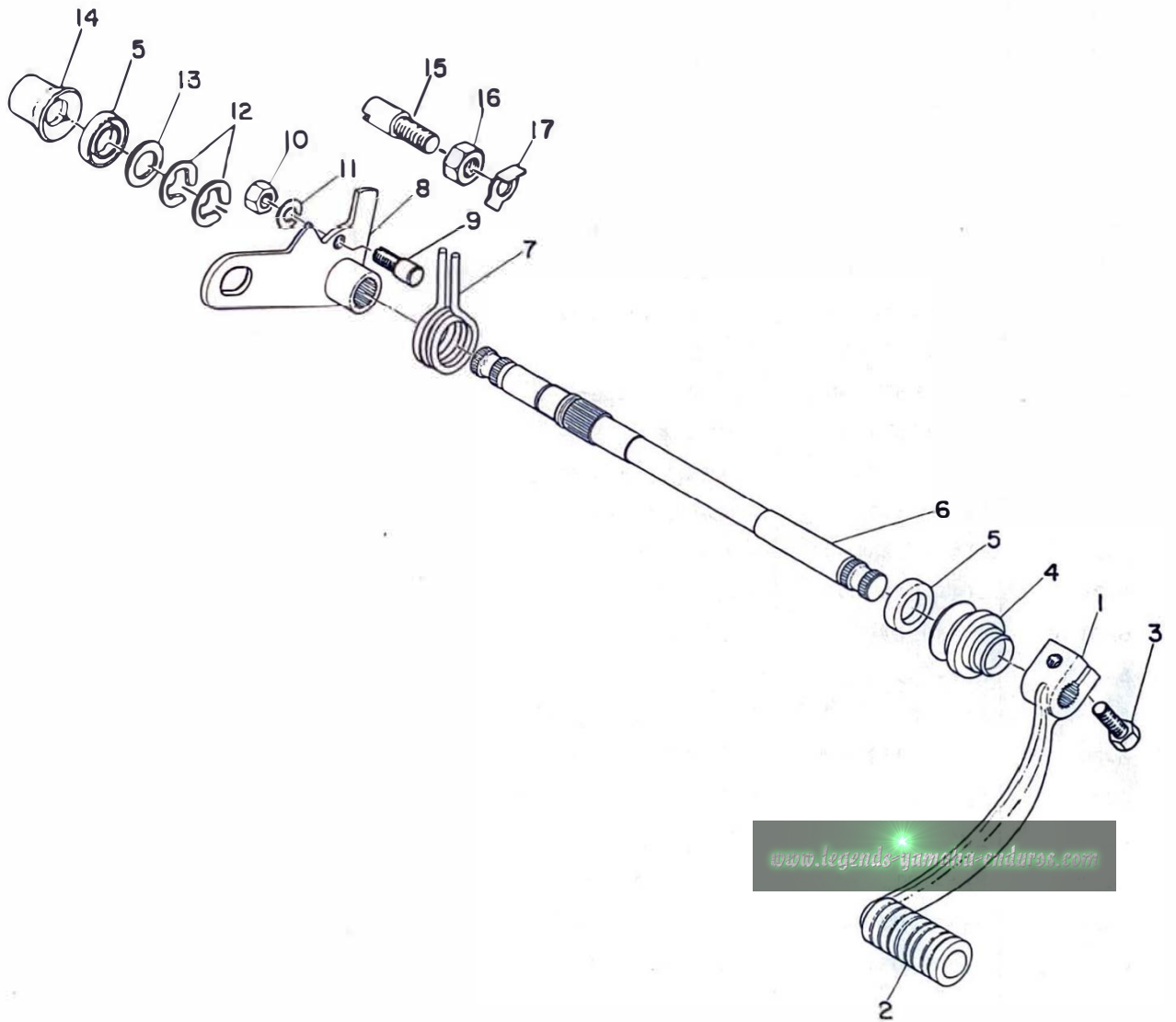


FWD

SHIFTER (A)

Ref No.	Parts No.	Parts Name	Description	Q'ty	S·R	Remarks
6- 1	214-18531-00	BAR, shift fork guide		1		
6- 2	214-18512-00	FORK, shift (2)		1		
6- 3	214-18513-00	FORK, shift (3)		1		
6- 4	136-18551-00	ROLLER, cam hollower	5-8-3.7	3		
6- 5	214-18552-00	PIN, cam hollower		2		
6- 6	91401-25018	PIN, cotter		3		
6- 7	93430-10016	CIRCLIP	E10	2		
6- 8	214-18541-01	CAM, shift		1		
6- 9	93604-14012	PIN, dowel	4-13.8	5		
6-10	214-18561-00	PLATE, side		1		
6-11	98701-05015	SCREW, flat head		1		
6-12	214-18511-00	FORK, shift (1)		1		
6-13	168-18552-00	PIN, cam hollower		1		
6-14	214-18533-00	PLUG, blind		1		
6-15	137-18577-00	BOLT, stopper		1		
6-16	137-18567-00	GASKET	14.5-21-1.5	1		
6-17	137-18557-00	SPRING, cam stopper		1		
6-18	137-18547-00	STOPPER, cam		1		
6-19	214-18128-00	BRACKET		1		
6-20	214-18188-00	AXLE, bracket		1		
6-21	93430-09019	CIRCLIP	E9	2		
6-22	214-18123-00	SPRING		1		
6-23	214-18152-00	LEVER, change (4)		1		
6-24	214-18151-00	LEVER, change (3)		1		
6-25	93430-07012	CIRCLIP	E7	1		
6-26	214-18178-00	ROLLER, change lever (1)		1		
6-27	214-18179-00	GUIDE, change lever		1		
6-28	98501-05010	SCREW, pan head		2		
6-29	92901-05100	WASHER, spring		2		

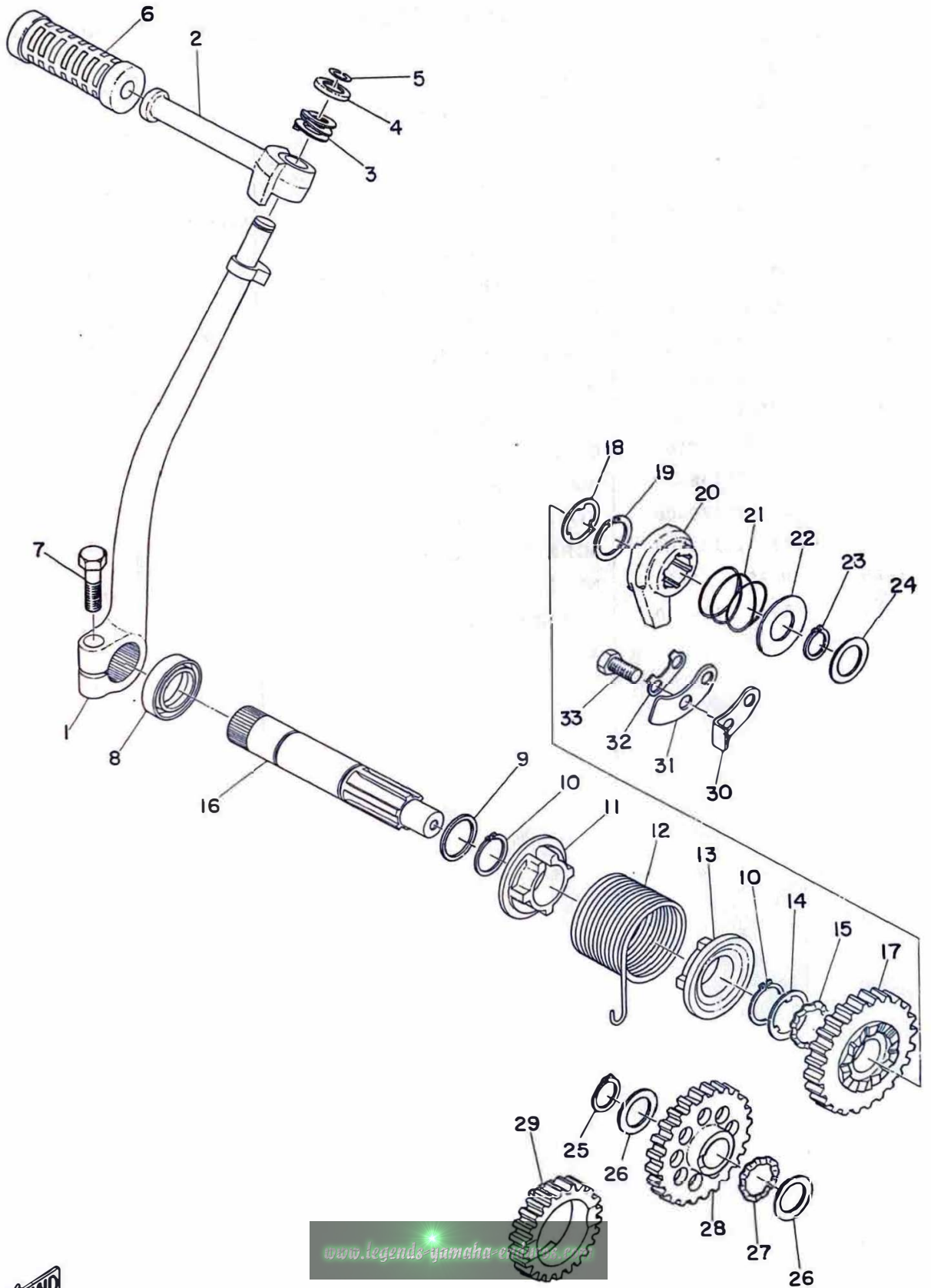
Fig. 7 SHIFTER(B)



SHIFTER (B)

Ref No.	Parts No.	Parts Name	Description	Q'ty	S·R	Remarks
7- 1	214-18111-01	PEDAL, change		1		
7- 2	132-18113-01	COVER, change pedal		1		
7- 3	91101-06020	BOLT		1		
7- 4	214-18131-00	BOOT, sealing		1		
7- 5	93101-12004	OIL SEAL	S-12-22-5	2		
7- 6	214-18125-00	SHAFT, change		1		
7- 7	214-18124-00	SPRING, shaft return		1		
7- 8	214-18121-01	LEVER, change 1		1		
7- 9	214-18186-00	SCREW, adjusting		1		
7-10	92801-06100	NUT		1		
7-11	92901-06100	WASHER, spring		1		
7-12	93430-10016	CIRCLIP	E10	2		
7-13	150-18138-00	WASHER 2	12.3-18-0.2	1		
7-14	214-18129-00	COVER, change shaft		1		
7-15	132-18133-00	SCREW, adjusting		1		
7-16	98801-08300	NUT		1		
7-17	214-18139-00	WASHER, lock		1		

Fig. 8 KICK



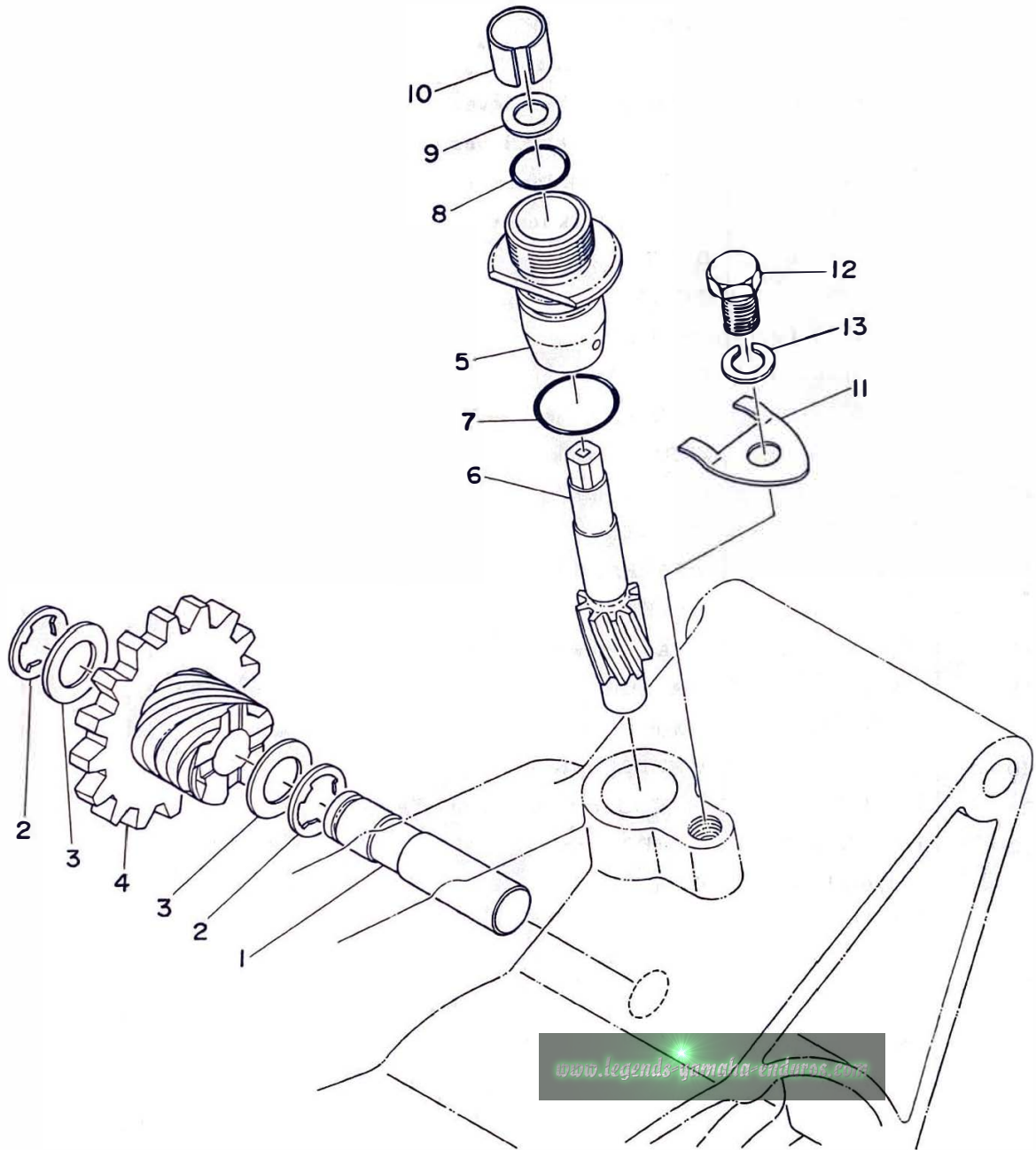
www.legends-yamaha.com



KICK

Ref No.	Parts No.	Parts Name	Description	Q'ty	S·R	Remarks
8- 0-1	214-15610-01	KICK CRANK ASS'Y		1		
8- 1	214-15611-01	. CRANK, kick		1		△
8- 2	214-15612-01	. LEVER, kick		1		
8- 3	214-15625-01	. WASHER, kick lever		1		
8- 4	214-15616-00	. WASHER, kick lever		1		
8- 5	214-15617-00	. CLIP, kick lever		1		
8- 6	214-15618-00	COVER, kick lever		1		
8- 7	97201-08030	BOLT		1		
8- 8	93101-20008	OIL SEAL	S20-30-7	1		
8- 9	150-17219-00	SHIM 2	20.2-28-1	1		
8-10	93410-20009	CIRCLIP	S20	2		
8-11	214-15676-00	COVER, spring		1		
8-12	214-15665-00	SPRING, kick		1		
8-13	214-15664-00	GUIDE, spring		1		
8-14	214-15653-00	WASHER		1		
8-15	168-15643-00	WASHER, wave		1		
8-16	214-15661-00	AXLE, kick		1		
8-17	214-15641-00	GEAR, kick		1		
8-18	168-15653-00	WASHER		1		
8-19	132-17414-00	CLIP		1		
8-20	214-15671-00	WHEEL, ratchet		1		
8-21	168-15675-00	SPRING, ratchet wheel		1		
8-22	168-15676-00	COVER, spring	15.2-31-1.6	1		
8-23	93410-15005	CIRCLIP	S15	1		
8-24	132-15644-00	SHIM 1	15.7-24-1.2	1		
8-25	93410-15005	CIRCLIP	S15	1		
8-26	164-17417-00	SHIM	17.5-26-1	2		
8-27	137-15643-00	WASHER, wave		1		
8-28	214-15651-00	GEAR, idle		1		
8-29	214-15631-00	GEAR, kick pinion		1		
8-30	214-15668-00	STOPPER		1		
8-31	214-15674-00	GUIDE, ratchet wheel		1		
8-32	214-15686-00	WASHER, lock		1		
8-33	214-15684-00	SCREW, ratchet wheel guide		2		

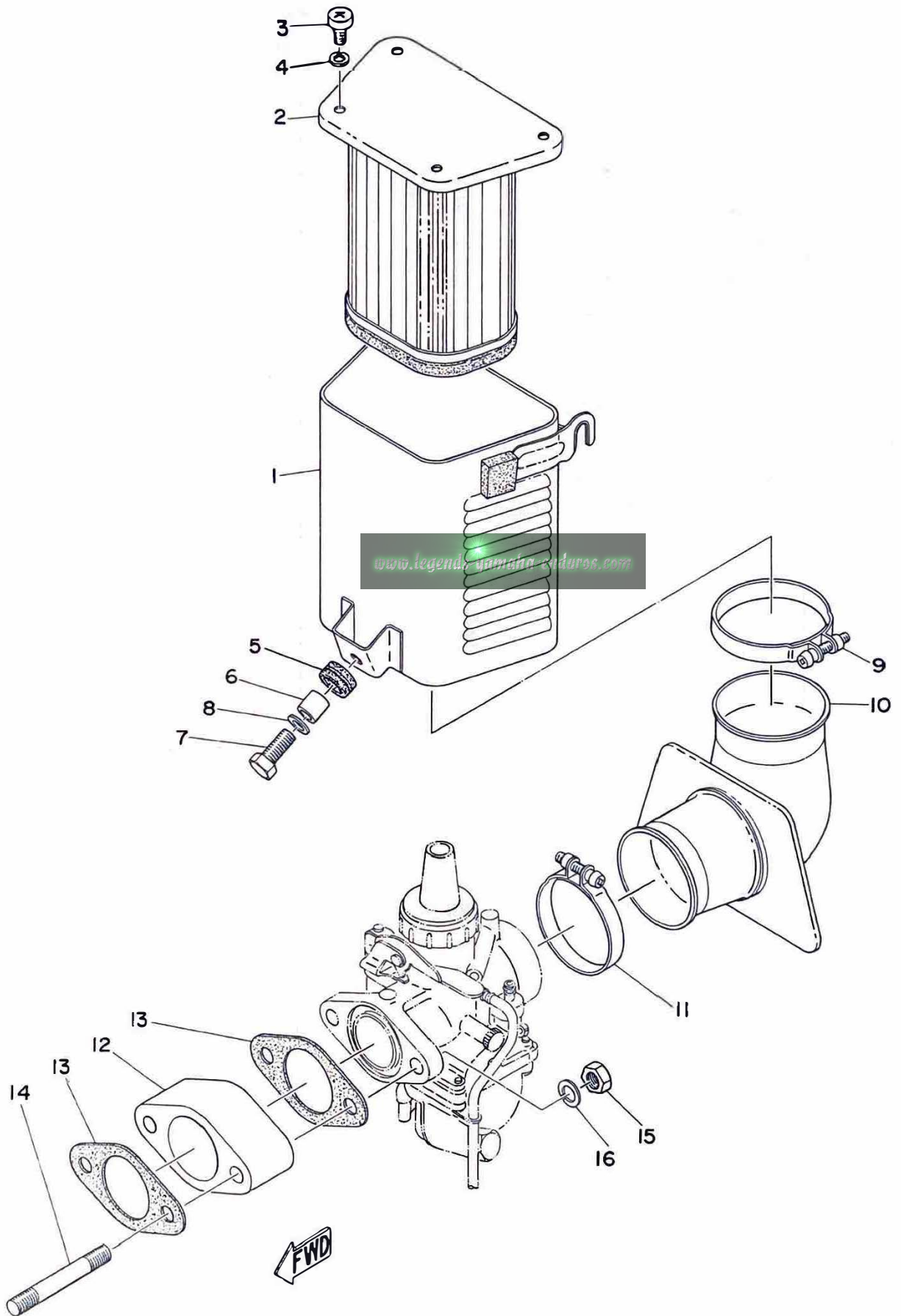
Fig.9 TACHOMETER GEAR



TACHOMETER GEAR

Ref No.	Parts No.	Parts Name	Description	Q'ty	S·R	Remarks
9- 1	214-17861-00	AXLE, drive gear		1		
9- 2	93430-09019	CIRCLIP	E-9	2		
9- 3	214-17837-00	SHIM	10.2-16-1	2		
9- 4	214-17830-00	DRIVE GEAR ASS'Y		1		
9- 5	214-17811-01	HOUSING		1		
9- 6	214-17841-01	GEAR, driven		1		
9- 7	93210-13016	O-RING	1.8-13	1		
9- 8	93210-07100	O-RING	2.2-7.2	1		
9- 9	214-17847-00	SHIM	2.5-10.8-0.4	1		
9-10	214-17815-00	BUSH		1		
9-11	214-17812-00	STOPPER		1		
9-12	91201-06010	BOLT		1		
9-13	92901-06100	WASHER, spring		1		

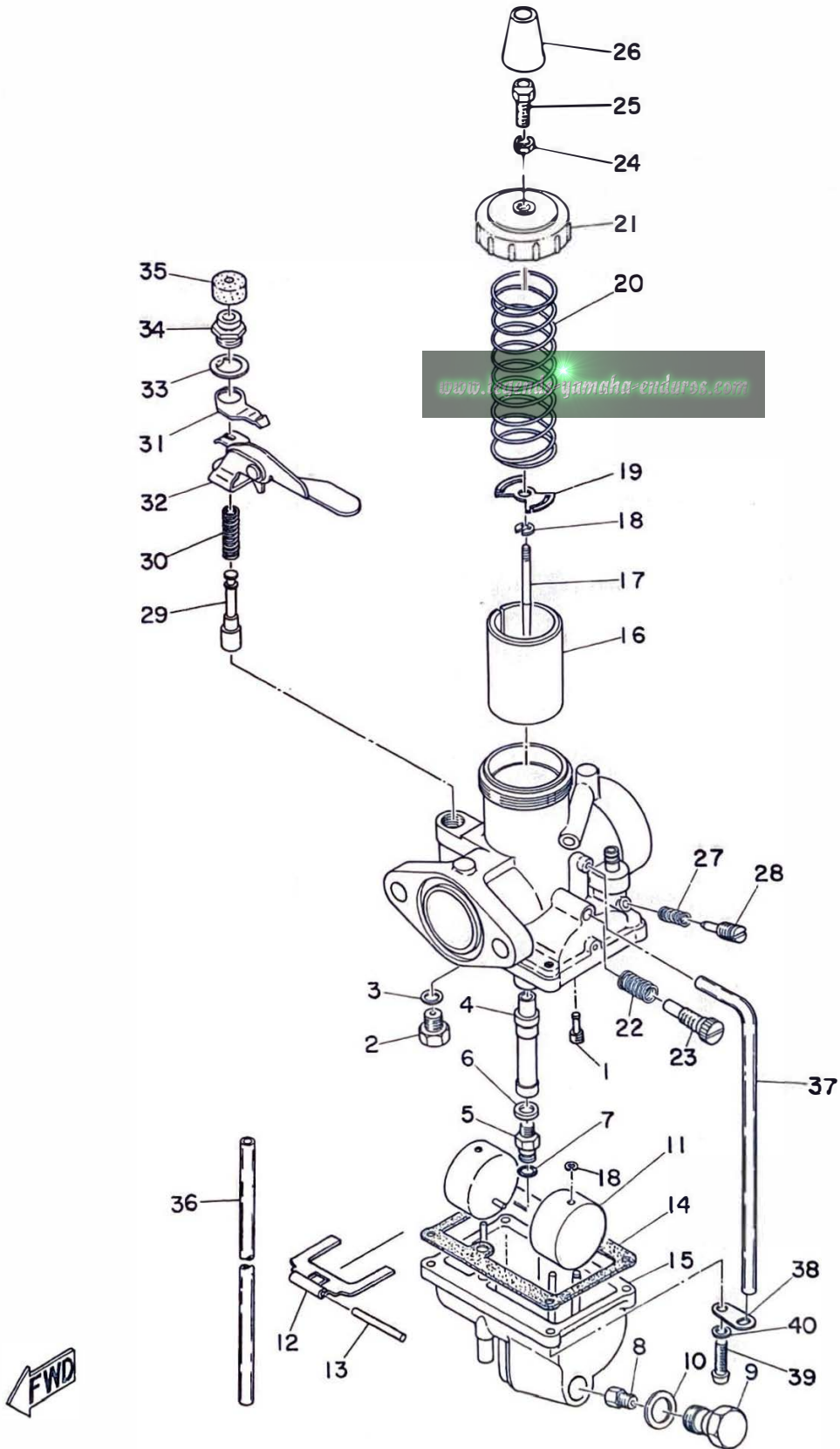
Fig. 10 AIR CLEANER



AIR CLEANER

Ref No.	Parts No.	Parts Name	Description	Q'ty	S·R	Remarks
10- 1	214-14411-01	CASE, cleaner		1		
10- 2	214-14451-01	ELEMENT		1		
10- 3	92501-06010	SCREW, pan head		4		
10- 4	92901-06100	WASHER, spring		4		
10- 5	214-21717-00	DAMPER, battery box		1		
10- 6	214-21633-00	COLLAR, fender mount		1		
10- 7	91201-06020	BOLT		1		
10- 8	116-28324-00	WASHER, leg shield 2	6.5-20-1.6	1		
10- 9	214-14455-01	BAND		1		
10-10	214-14453-01	JOINT		1		
10-11	170-14455-00	BAND		1		
10-12	214-13555-00	JOINT		1		
10-13	214-13556-00	GASKET		2		
10-14	214-13558-00	STUD	8-67	2		
10-15	98801-08100	NUT		2		
10-16	92901-08100	WASHER, spring		2		

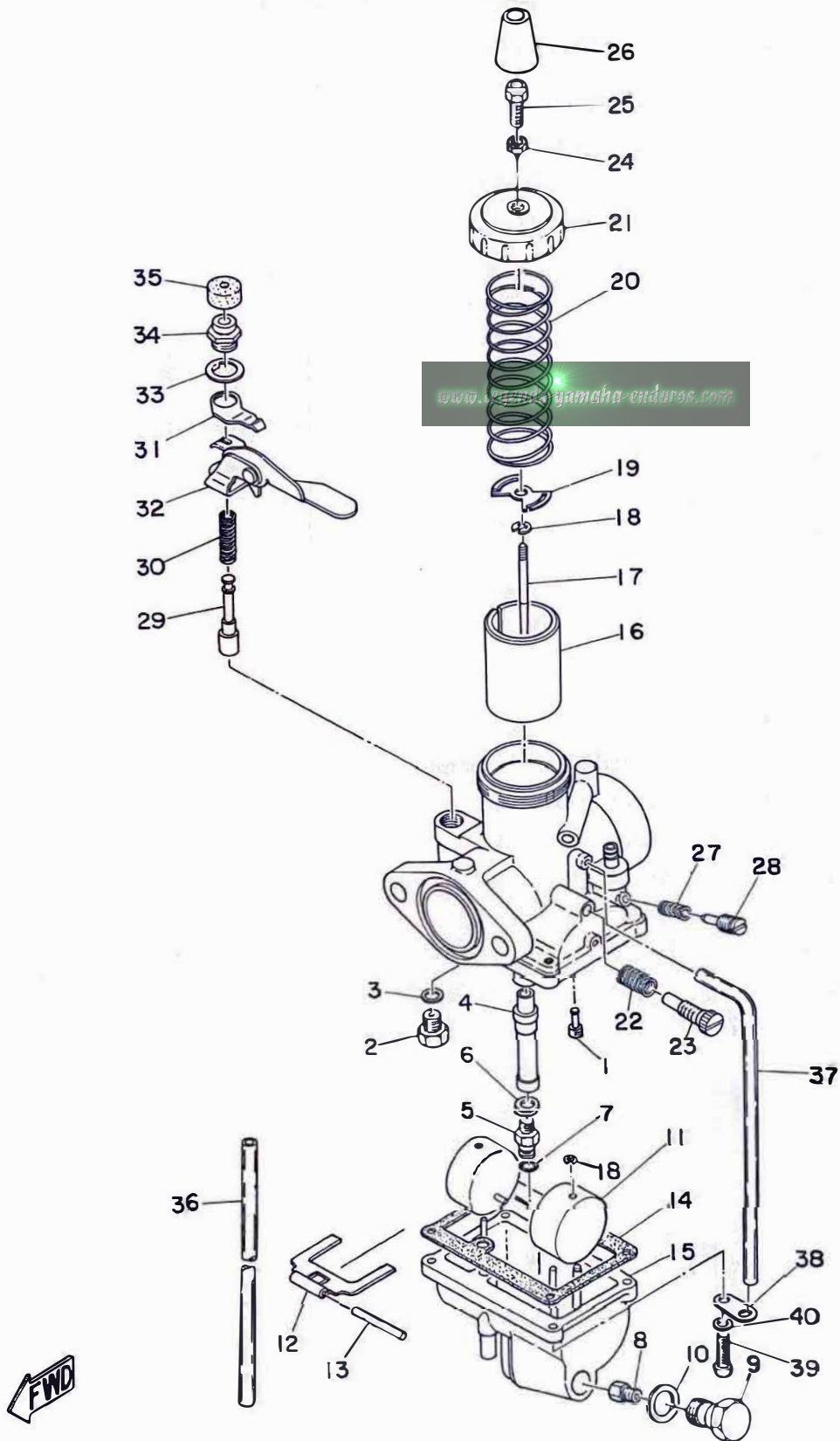
Fig. 11 CARBURETOR



CARBURETOR

Ref No.	Parts No.	Parts Name	Description	Q'ty	S · R	Remarks
11- 0-1	214-14101-61	CARBURETOR ASS'Y		1		
11- 1	193-14142-35	. JET, pilot	#35	1		
11- 2	168-14190-20	. VALVE SEAT ASS'Y	#2.0	1		
11- 3	214-14195-00	. WASHER, valve seat		1		
11- 4	214-14141-32	. NOZZLE, main	0-2	1		
11- 5	214-14145-00	. SETTER, needle jet		1		
11- 6	137-14153-00	. WASHER, needle jet		1		
11- 7	214-14147-00	. O-RING		1		
11- 8	137-14143-28	. JET, main	#140	1		
	137-14143-30	. JET, main	#150	1		
	137-14143-32	. JET, main	#160	1		S. T. D
	137-14143-34	. JET, main	#170	1		
11- 9	214-14166-00	. BOLT, banjo		1		
11-10	214-14198-00	. GASKET		1		
11-11	214-14185-00	. FLOAT		2		
11-12	214-14187-00	. ARM, float		1		
11-13	137-14186-00	. PIN, float		1		
11-14	168-14184-00	. GASKET, float chamber		1		
11-15	214-14181-00	. BODY, float chamber		1		
11-16	211-14112-25	. VALVE, throttle	#2.5	1		
11-17	168-14116-01	. NEEDLE	5D1-3	1		
11-18	164-14137-00	. CLIP		3		
11-19	214-14136-00	. SEAT, spring		1		
11-20	168-14131-00	. SPRING, throttle valve		1		
11-21	214-14158-01	. TOP, mixing chamber		1		
11-22	137-14133-00	. SPRING, throttle stop		1		
11-23	204-14122-00	. SCREW, throttle		1		
11-24	802-14161-00	. NUT, wire adjusting		1		
11-25	127-14124-20	. SCREW, wire adjusting	20ℓ	1		
11-26	802-14169-00	. CAP		1		
11-27	127-14134-00	. SPRING, air adjusting		1		
11-28	152-14123-00	. SCREW, air adjusting		1		
11-29	132-14171-00	. PLUNGER, starter		1		
11-30	156-14135-00	. SPRING, plunger		1		
11-31	170-14178-00	. PLATE, starter lever		1		
11-32	214-14175-00	. LEVER, starter		1		
11-33	168-14179-00	. WASHER, starter lever		1		
11-34	132-14174-00	. CAP, plunger		1		

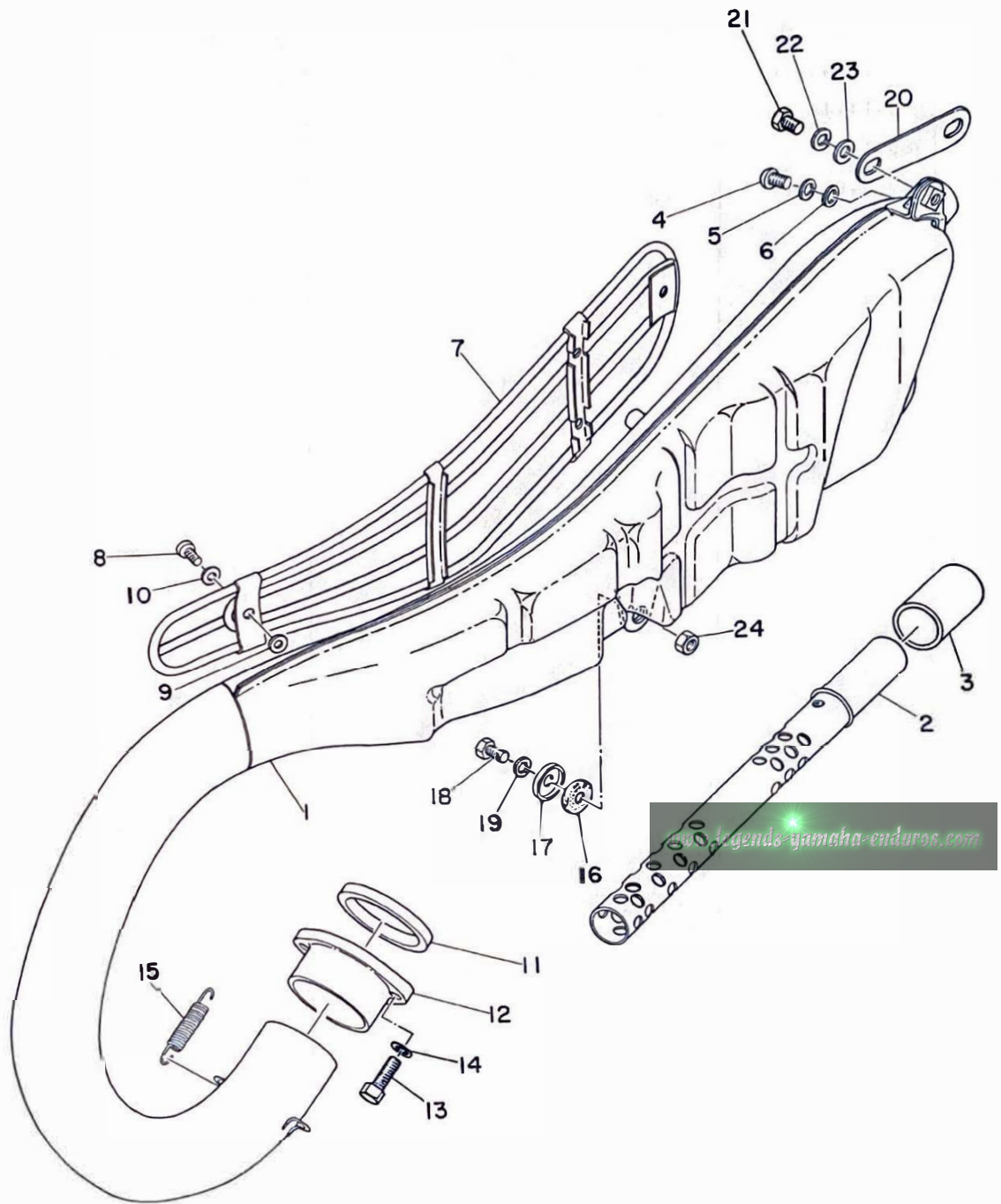
Fig. 11 CARBURETOR



CARBURETOR

Ref No.	Parts No.	Parts Name	Description	Q'ty	S-R	Remarks
11-35	132-14173-00	. COVER, plunger cap		1		
11-36	183-14197-00	. PIPE, overflow	3φ-5φ-100	1		
11-37	214-14197-00	. PIPE, air vent	3φ-5φ-140	1		
11-38	132-14146-00	. PLATE		1		
11-39	98501-04015	. SCREW, pan head		4		
11-40	92901-04100	. WASHER, spring		4		

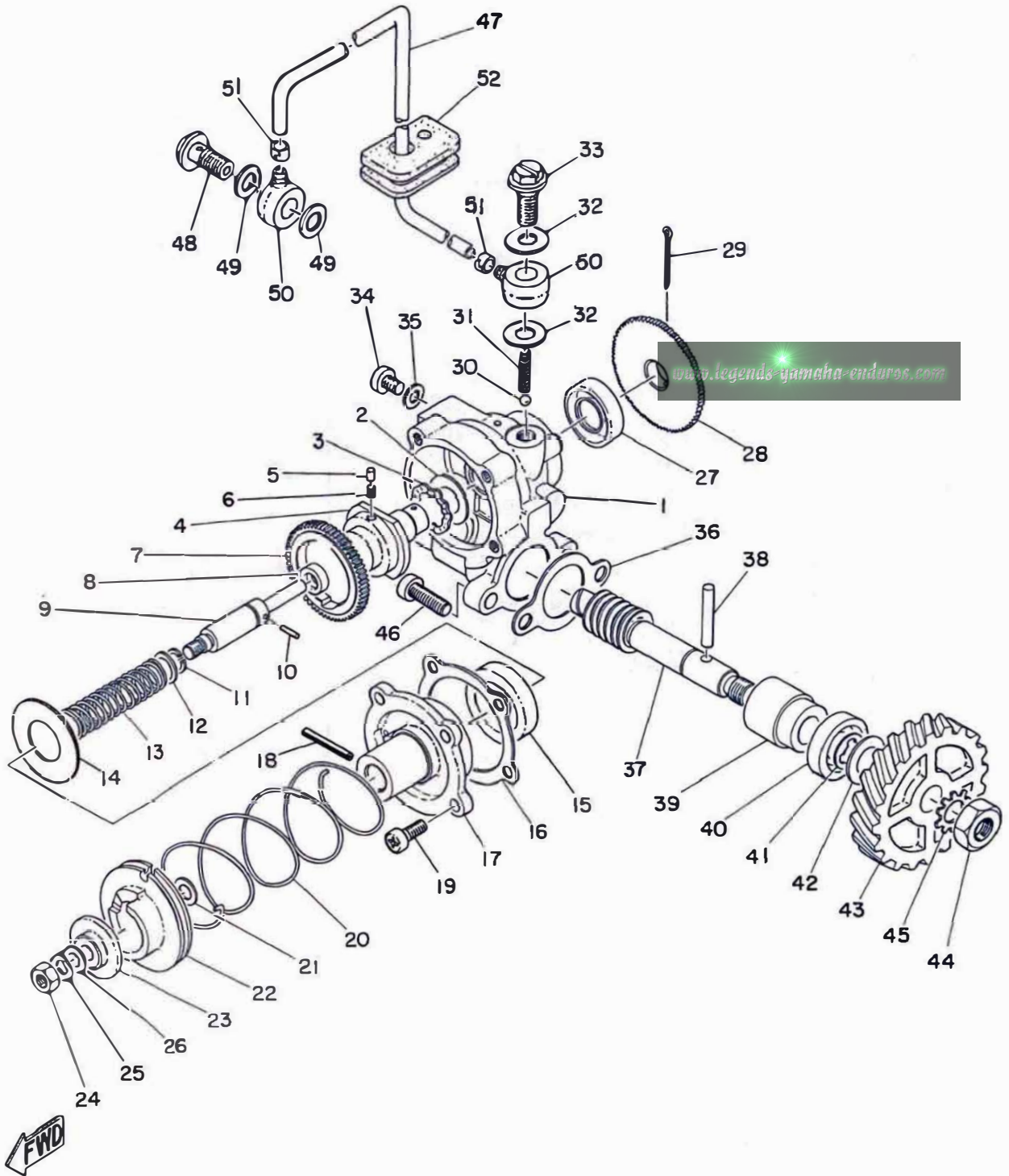
Fig. 12 MUFFLER



MUFFLER

Ref No.	Parts No.	Parts Name	Description	Q'ty	S-R	Remarks
12- 1	214-14610-00	EXHAUST PIPE ASS'Y		1		
12- 2	214-14753-00	. SILENCER		1		
12- 3	214-14746-01	. PIPE, muffler tail		1		
12- 4	92501-06010	. SCREW, pan head		1		
12- 5	92901-06100	. WASHER, spring		1		
12- 6	92901-06200	. WASHER, plain		1		
12- 7	214-14718-00	PROTECTOR		1		
12- 8	91903-06012	SCREW, bind		4		
12- 9	214-14766-00	WASHER, protector		4		
12-10	178-14766-00	WASHER, protector		4		
12-11	214-14613-00	GASKET, exhaust pipe		1		
12-12	214-14612-00	NUT, ring		1		
12-13	91102-06020	BOLT		2		
12-14	92901-06100	WASHER, spring		2		
12-15	214-14683-01	SPRING, hook		2		
12-16	214-14763-02	SPACER		1		
12-17	214-14793-01	PLATE, muffler		1		
12-18	91201-06030	BOLT		1		
12-19	92901-06100	WASHER, spring		1		
12-20	214-14771-00	STAY, muffler		1		
12-21	91201-06015	BOLT		1		
12-22	92901-06100	WASHER, spring		1		
12-23	92901-06200	WASHER, plain		1		
12-24	92801-06100	NUT		1		

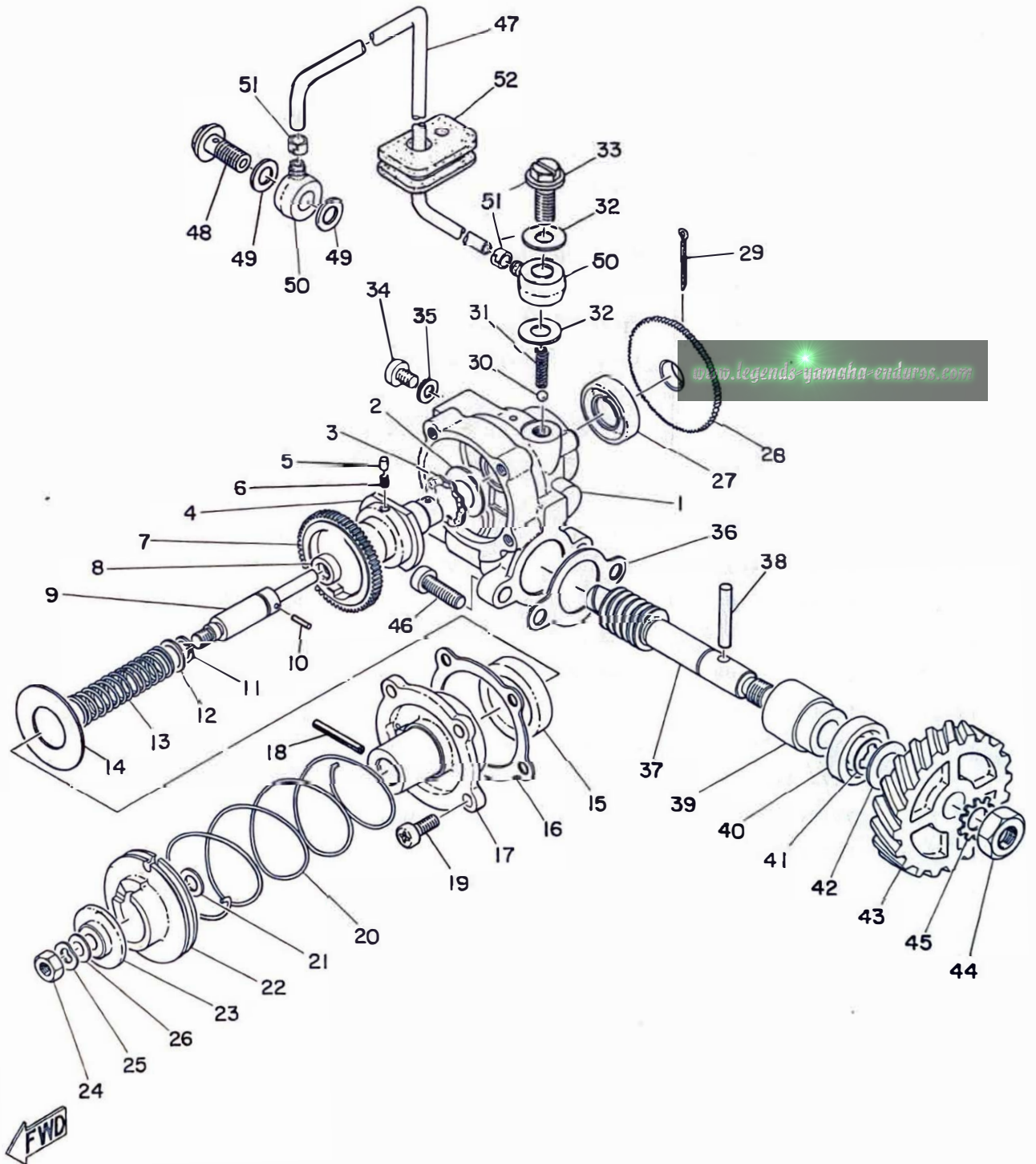
Fig. 13 OIL PUMP



OIL PUMP

Ref No.	Parts No.	Parts Name	Description	Q'ty	S·R	Remarks
13- 0-1	214-13101-01	OIL PUMP ASS'Y		1		
13- 1	214-13110-01	. PUMP CASE ASS'Y		1		△
13- 2	137-13148-00	. PLATE, cam thrust	10.2-16.5-0.3	1		
13- 3	137-13129-00	. WASHER, wave		1		
13- 4	214-13120-00	. DISTRIBUTOR ASS'Y		1		△
13- 5	93602-04029	. PIN, dowel	2-3.5	2		
13- 6	137-13125-00	. SPRING, pin return		2		
13- 7	115-13124-60	. GEAR, worm wheel	35T	1		
13- 8	93104-06021	. OIL SEAL	SO-5.5-9-3	1		
13- 9	214-13131-01	. PLUNGER		1		△
13-10	93603-12030	. PIN, plunger	2.5-11.8	1		
13-11	93440-08001	. CIRCLIP	8φ	1		
13-12	137-13134-00	. SEAT, spring	8.2-10.5-0.5	1		
13-13	137-13135-00	. SPRING, plunger return		1		
13-14	137-13127-00	. PLATE, worm wheel	14.5-28.5-0.5	1		
13-15	93104-14004	. OIL SEAL	SO14-25-5	1		
13-16	137-13142-00	. GASKET, pump case cover		1		
13-17	137-13141-00	. COVER, pump case		1		△
13-18	91608-20010	. PIN, spring		1		
13-19	98501-04008	. SCREW, pan head		4		
13-20	156-13145-00	. SPRING, adjust pulley		1		
13-21	137-13137-00	. SHIM, plunger	5.8-10-0.1	UR		
13-22	168-13144-00	. PULLEY, adjusting		1		
13-23	137-13138-00	. PLATE, adjusting		1		
13-24	98801-05200	. NUT,		1		
13-25	137-13136-00	. WASHER, wave		1		
13-26	137-13147-00	. SHIM 2	5.8-10-0.1	1		
13-27	93101-10001	. OIL SEAL	S-10-21-5	1		
13-28	137-13128-00	. PLATE, starter		1		
13-29	91401-12018	. PIN, cotter		1		
13-30	93505-32002	. BALL	5/32"	1		☆
13-31	137-13169-00	. SPRING, check ball		1		
13-32	137-13167-00	. GASKET, banjo bolt	6-13-0.5	2		
13-33	137-13165-00	. BOLT, banjo		1		
13-34	98501-04008	. SCREW, pan head		1		
13-35	137-13187-00	. GASKET, breather	4.2-8.5-0.5	1		
13-36	126-13116-00	GASKET, pump case		1		
13-37	214-13175-01	SHAFT, worm		1		

Fig. 13 OIL PUMP

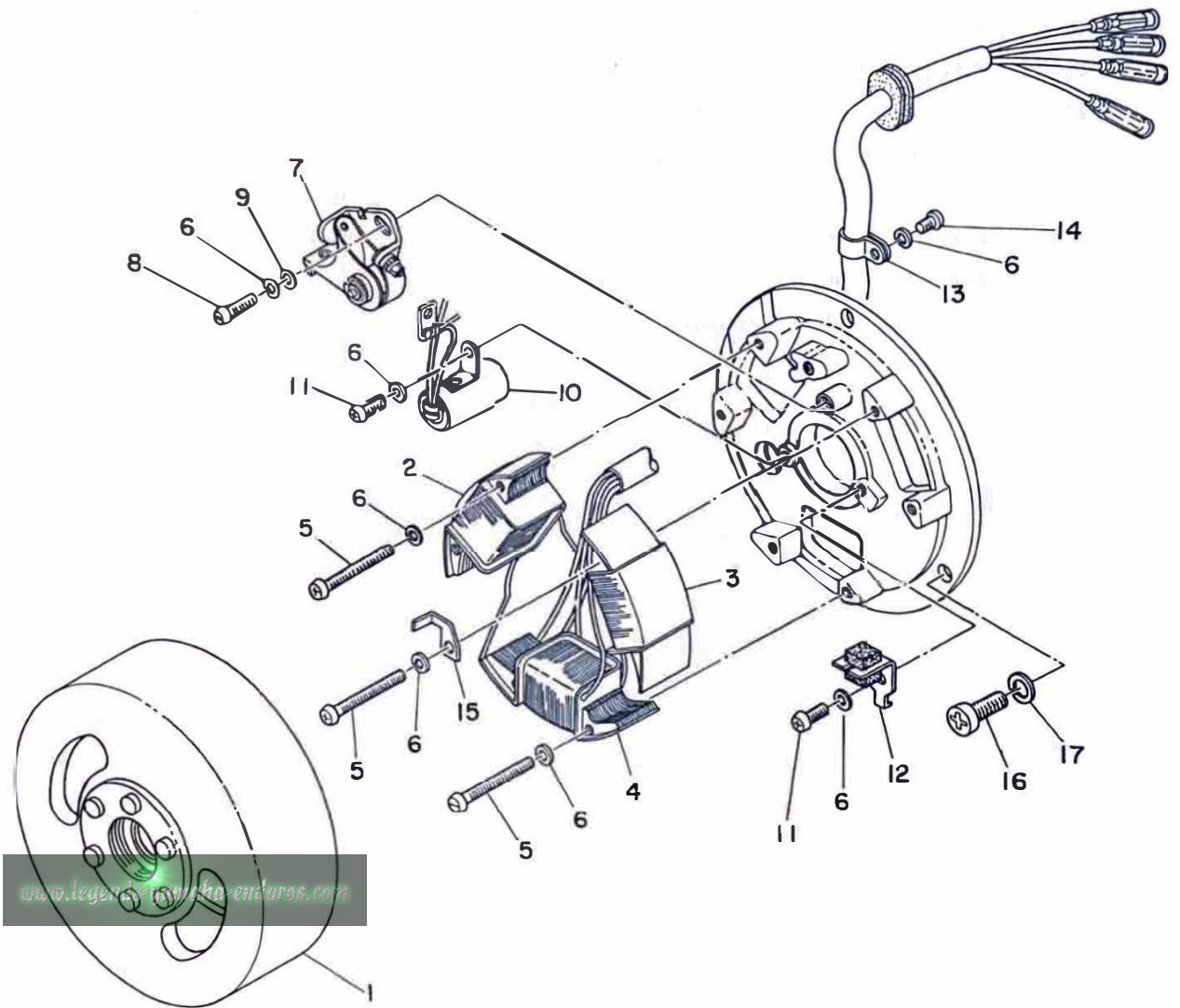


OIL PUMP

Ref No.	Parts No.	Parts Name	Description	Q'ty	S · R	Remarks
13-38	93603-22028	PIN, dowel	3-22	1		
13-39	137-13176-00	METAL, worm shaft outer		1		
13-40	93101-10002	OIL SEAL	S10-22-7	1		
13-41	93430-08006	CIRCLIP		1		
13-42	102-18138-00	WASHER		1		
13-43	214-13178-01	GEAR, pump drive	20T	1		
13-44	98801-08300	NUT		1		
13-45	92901-08400	WASHER, tooth		1		
13-46	98501-05015	SCREW, pan head		2		
13-47	214-13161-02	PIPE, delivery		1		
13-48	137-13165-00	BOLT, banjo		1		
13-49	137-13167-00	GASKET, banjo bolt	6-13-0.5	2		
13-50	214-13162-00	BANJO		2		
13-51	214-13164-00	CLIP, delivery pipe		2		
13-52	214-13174-01	HOLDER, oil pipe		1		

www.legendaryamaha-enduro.com

Fig. 14 FLYWHEEL MAGNETO



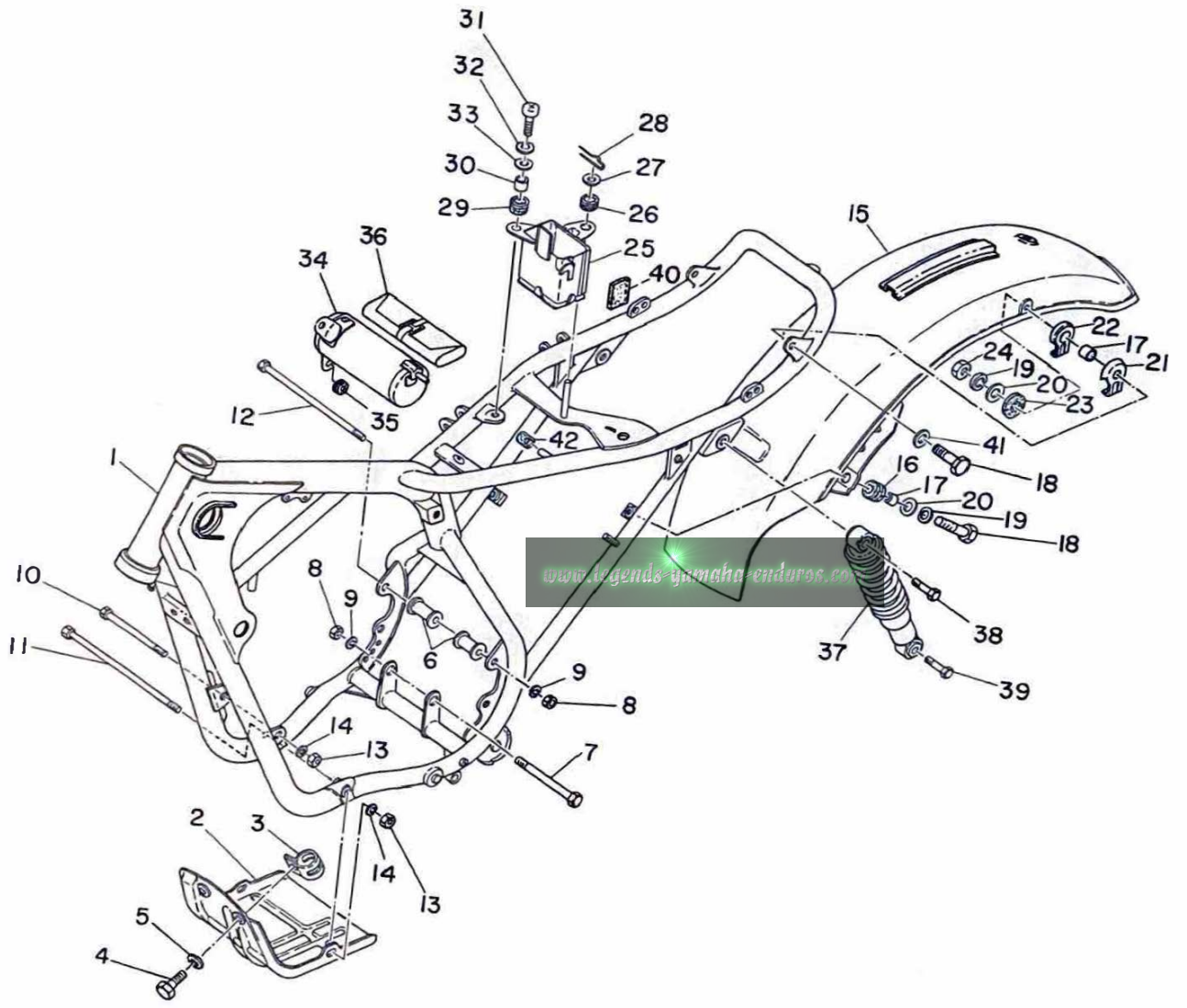
FLYWHEEL MAGNETO

Ref No.	Parts No.	Parts Name	Description	Q'ty	S-R	Remarks
14- 0-1	214-81300-22	FLYWHEEL MAGNETO ASS'Y		1		
14- 1	214-81350-22	. ROTOR ASS'Y		1		
14- 2	214-81312-21	. COIL, source		1		
14- 3	214-81313-21	. COIL, lighting 1		1		
14- 4	214-81314-21	. COIL, lighting 2		1		
14- 5	98501-04025	. SCREW, pan head		6		
14- 6	92901-04100	. WASHER, spring		10		
14- 7	214-81321-20	. CONTACT BREAKER ASS'Y		1		
14- 8	98301-04012	. SCREW, cylinder head		1		
14- 9	92901-04200	. WASHER, plain		1		
14-10	214-81326-20	. CONDENSER		1		
14-11	98501-04010	. SCREW, pan head		2		
14-12	120-81331-20	. LUBRICATOR		1		
14-13	104-81328-20	. CLAMP, lead		1		
14-14	98501-04006	. SCREW, pan head		1		
14-15	214-81332-21	. PLATE, timing		1		
14-16	92501-06015	SCREW, pan head		3		
14-17	92901-06100	WASHER, spring		3		

CHASSIS



Fig. 15 FRAME



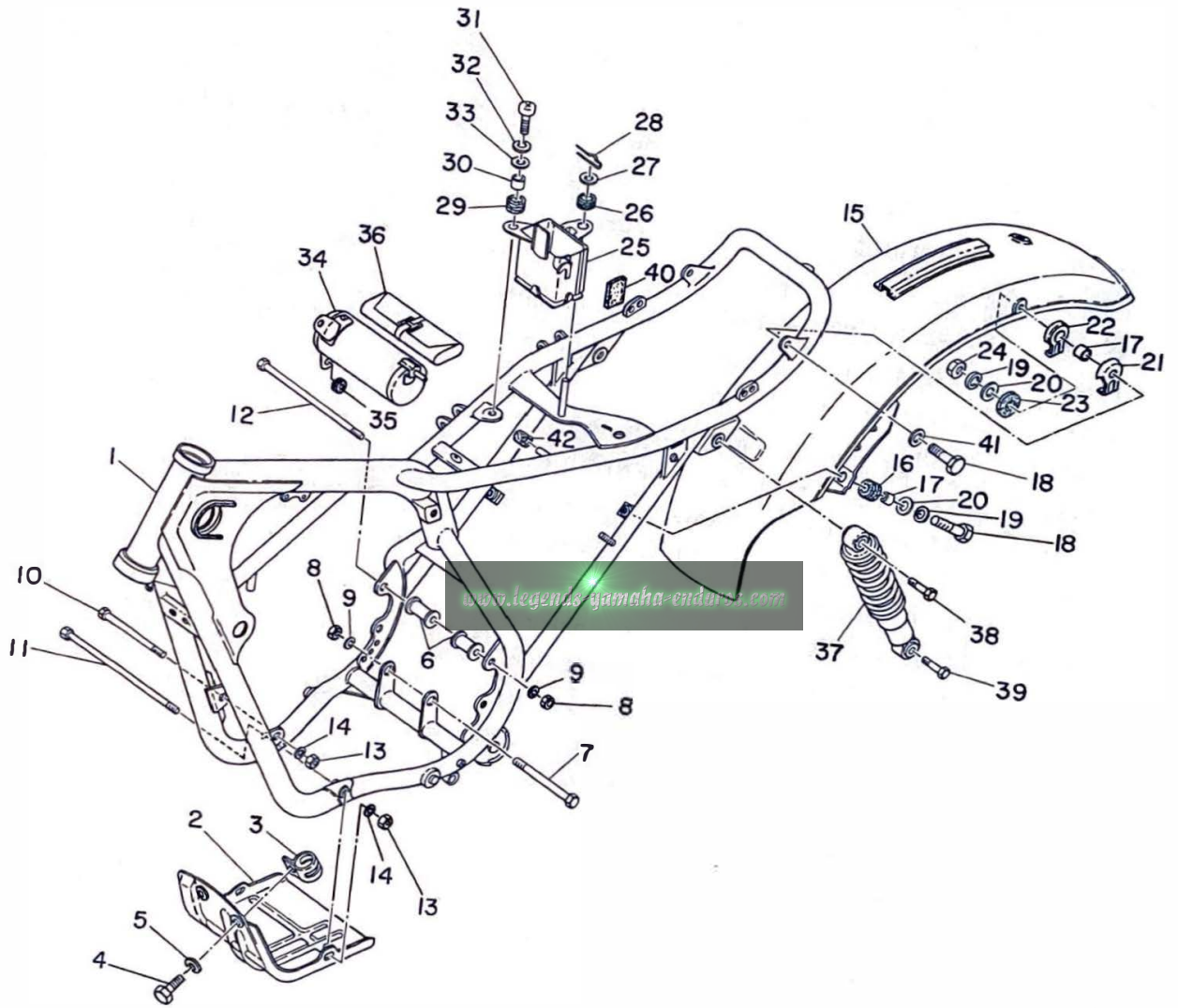
www.legends-yamaha-enduros.co



FRAME

Ref No.	Parts No.	Parts Name	Description	Q'ty	S · R	Remarks
15- 1	214-21110-03	FRAME COMP.		1		
15- 2	214-21471-00	PROTECTOR, engine		1		
15- 3	214-21433-00	BRACKET, protector front		2		
15- 4	91201-06012	BOLT		2		
15- 5	92901-06100	WASHER, spring		2		
15- 6	214-21459-01	SPACER		2		
15- 7	214-21483-00	BOLT, engine mounting 3	10φ-109	1		
15- 8	214-21494-00	NUT		2		
15- 9	92901-10100	WASHER, spring		2		
15-10	214-21481-00	BOLT, engine mounting 1	8φ-114	1		
15-11	214-21482-00	BOLT, engine mounting 2	8φ-197	1		
15-12	214-21484-01	BOLT, engine mounting 4	10φ-220	1		
15-13	183-22143-00	NUT		2		
15-14	92901-08100	WASHER, spring		2		
15-15	214-21610-01-35	REAR FENDER COMP.		1		
15-16	214-21638-00	DAMPER, fender mount 1		2		
15-17	214-21633-00	COLLAR, fender mount 1		4		
15-18	91201-06025	BOLT		4		
15-19	92901-06100	WASHER, spring		4		
15-20	116-28324-00	WASHER, lef shield 2	6.5-20-1.6	4		
15-21	214-21615-00	WASHER, special		2		
15-22	214-21639-00	DAMPER, fender mount 2		2		
15-23	214-21649-00	DAMPER, fender mount 3		2		
15-24	92802-06100	NUT		2		
15-25	214-21240-10	BATTERY BOX COMP.		1		
15-26	214-21747-00	DAMPER, battery box		1		
15-27	156-83524-00	WASHER, special		1		
15-28	156-83525-00	CLIP		1		
15-29	214-21717-00	DAMPER, battery box 1		1		
15-30	214-21633-00	COLLAR, fender mount 1		1		
15-31	92501-06025	SCREW, pan head		1		
15-32	92901-06100	WASHER, spring		1		
15-33	116-28324-00	WASHER, lef shield 2	6.5-20-1.6	1		
15-34	214-21170-00	TOOL BOX COMP.		1		
15-35	214-21746-00	DAMPER, tool box		1		
15-36	214-28100-01	TOOL ASS'Y		1		☆
15-37	214-22210-10	REAR CUSHION ASS'Y		2		
15-38	214-22241-00	BOLT, rear cushion upper		2		

Fig. 15 FRAME

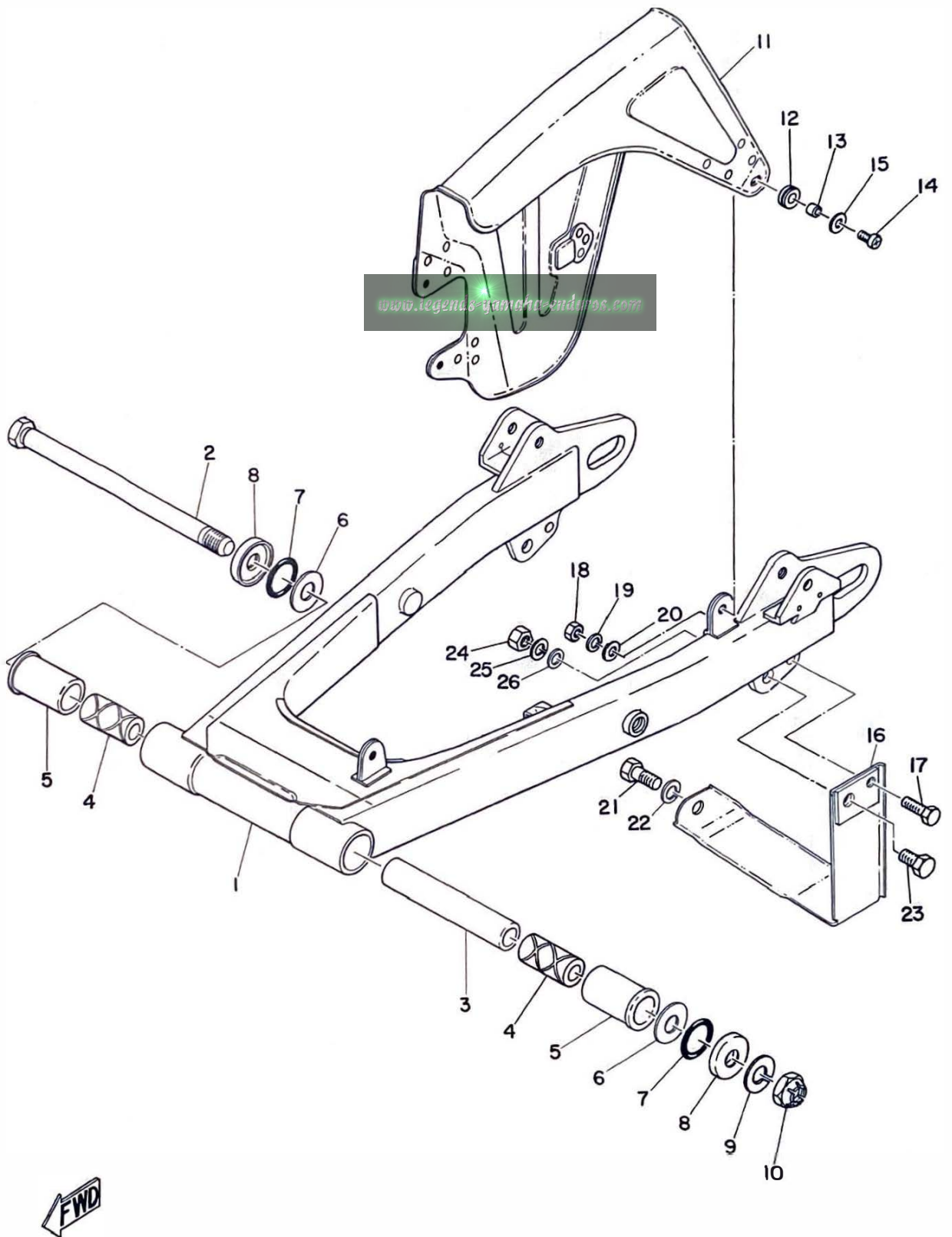


FRAME

Ref No.	Parts No.	Parts Name	Description	Q'ty	S·R	Remarks
15-39	214-22242-00	BOLT, rear cushion under		2		
15-40	214-21268-00	SEAL, battery box		1		
15-41	92902-06200	WASHER, plain		2		
15-42	214-21779-00	DAMPER, oil tank 2		1		

www.legend-yamaha-enduros.com

Fig. 16 REAR ARM & CHAIN CASE

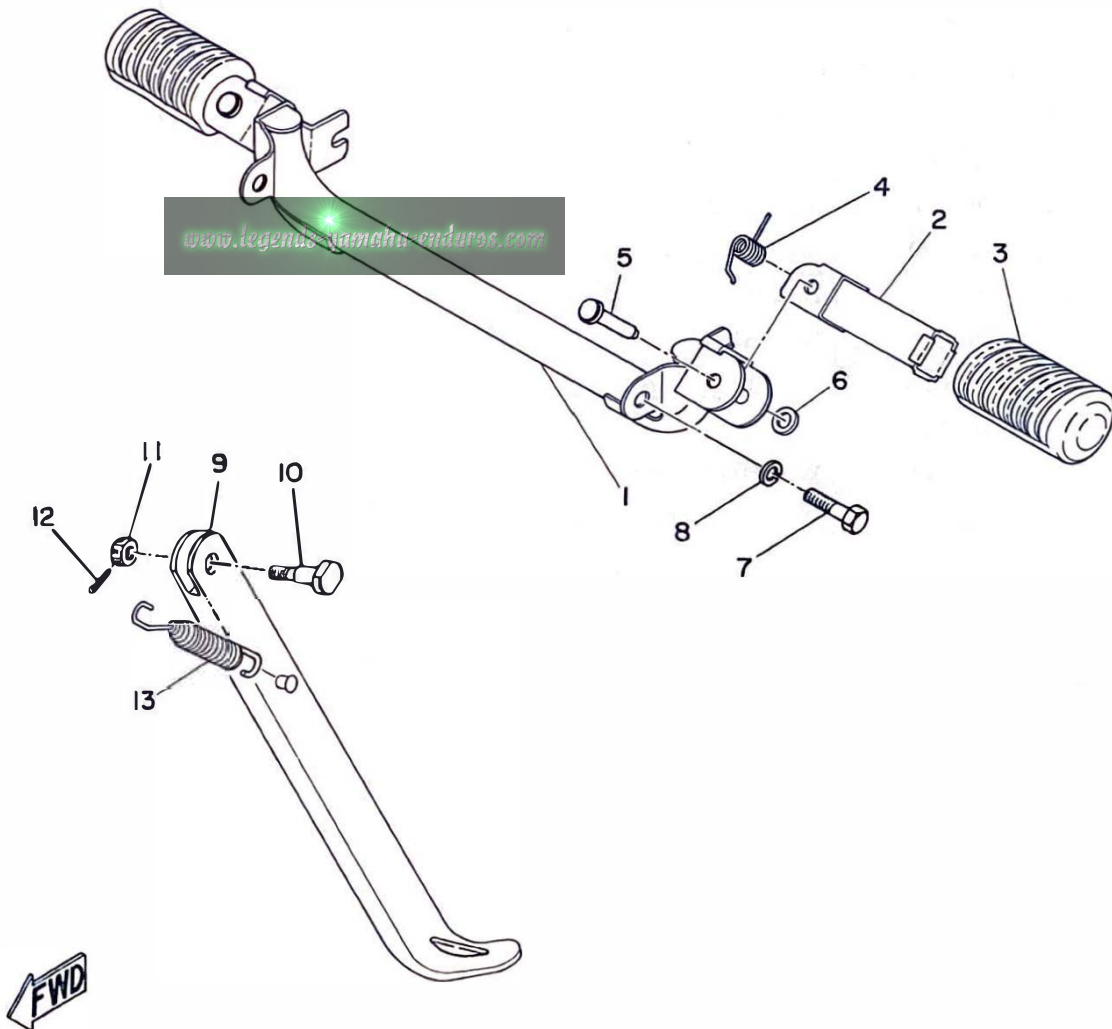
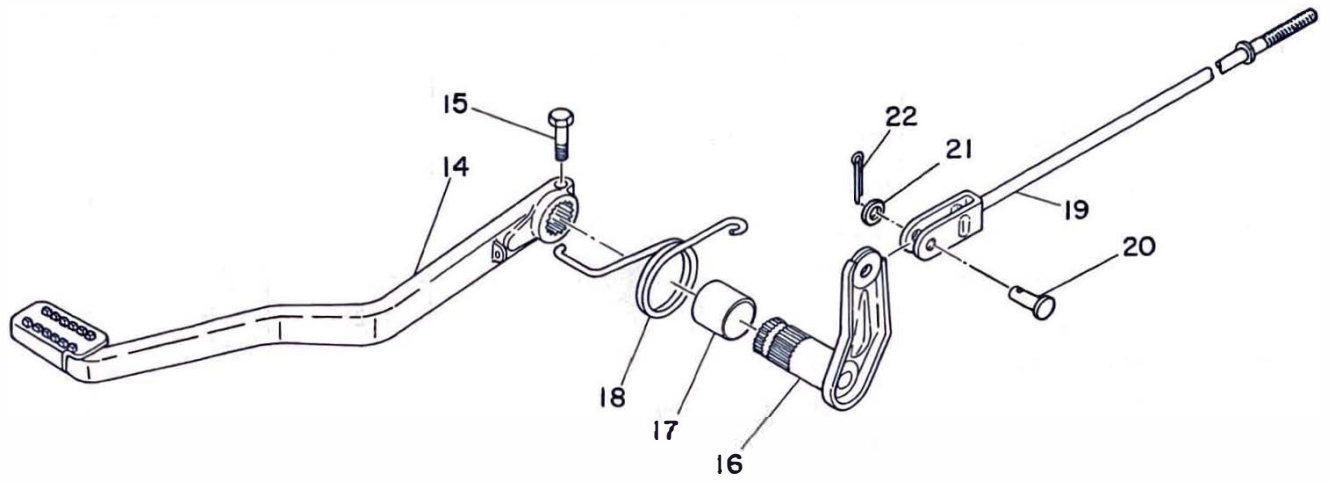


REAR ARM & CHAIN CASE

Ref No.	Parts No.	Parts Name	Description	Q'ty	S-R	Remarks
16- 1	214-22110-02-33	REAR ARM COMP.		1		
16- 2	214-22141-00	SHAFT, pivot		1		
16- 3	214-22126-00	COLLAR, distance		1		
16- 4	214-22124-00	BUSH 2		2		
16- 5	214-22123-00	BUSH 1		2		
16- 6	214-22127-00	SHIM	19-30-0.3	UR		
16- 7	93210-26099	O-RING	2.4-25.5	2		
16- 8	214-22128-00	COVER, thrust		2		
16- 9	92901-12100	WASHER, spring		1		
16-10	214-22143-00	NUT		1		
16-11	214-22311-00-35	CHAIN CASE		1		
16-12	141-82596-00	GROMMET		3		
16-13	214-22317-00	SPACER, chain case	5-7-4.5	3		
16-14	98501-05010	SCREW, pan head		3		
16-15	136-22316-00	WASHER, chain case	5.5-14-1.0	3		
16-16	214-22318-01-33	GUARD, chain		1		
16-17	91201-06020	BOLT		1		
16-18	92801-06100	NUT		1		
16-19	92901-06100	WASHER, spring		1		
16-20	92901-06200	WASHER, plain		1		
16-21	97201-08015	BOLT		1		
16-22	92901-08100	WASHER, spring		1		
16-23	97201-08020	BOLT		1		
16-24	98801-08100	NUT		1		
16-25	92901-08100	WASHER, spring		1		
16-26	92901-08200	WASHER, plain		1		

www.legenda-yamaha-enduro.com

Fig. 17 STAND, FOOT REST & REAR BRAKE PEDAL

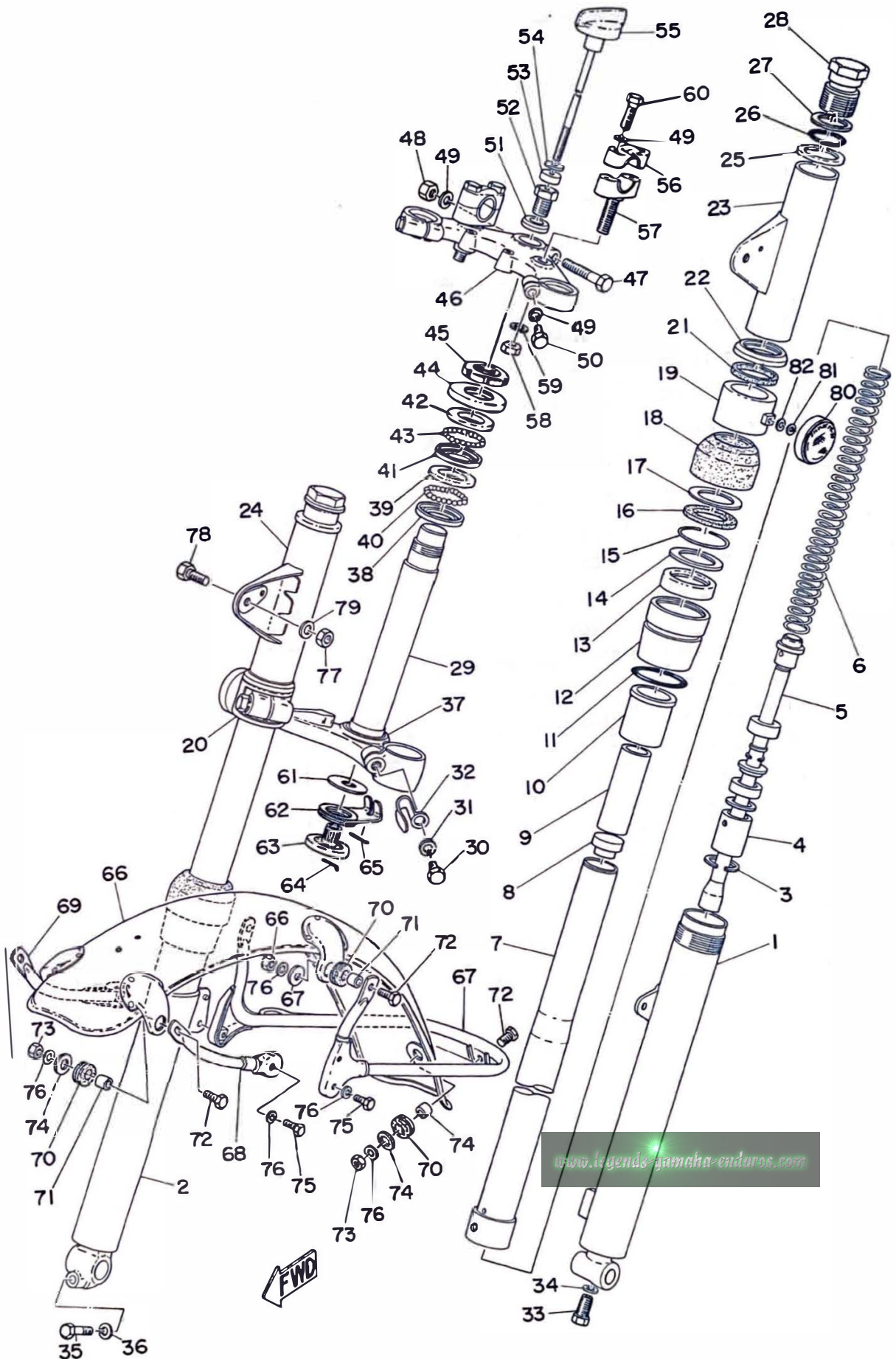


STAND, FOOT REST & REAR BRAKE PEDAL

Ref No.	Parts No.	Parts Name	Description	Q'ty	S·R	Remarks
17- 1	214-27411-00	FOOT REST		1		
17- 2	214-27421-00	FOOT REST		2		
17- 3	214-27413-00	COVER, foot rest		2		
17- 4	214-47426-00	SPRING, return		2		
17- 5	214-47418-00	PIN, clevis		2		
17- 6	214-27417-00	WASHER, special	6.5-18-0.6	2		
17- 7	97101-08020	BOLT		2		
17- 8	92901-08100	WASHER, spring		2		
17- 9	214-27311-00	STAND, side		1		
17-10	156-27317-00	BOLT		1		
17-11	98801-08500	NUT, slotted		1		
17-12	91401-20018	PIN, cotter		1		
17-13	214-27316-00	SPRING		1		
17-14	214-27211-00	PEDAL, brake		1		
17-15	91201-06025	BOLT		1		
17-16	214-27212-00	SHAFT		1		
17-17	214-27213-00	COLLAR	20-24-31.5	1		
17-18	214-27216-00	SPRING, return		1		
17-19	214-27231-00	ROD, brake		1		
17-20	91501-06016	PIN, clevis		1		
17-21	92901-06200	WASHER, plain		1		
17-22	91401-20012	PIN, cotter		1		

www.legends-yamaha-enduros.com

Fig. 18 FRONT FORK

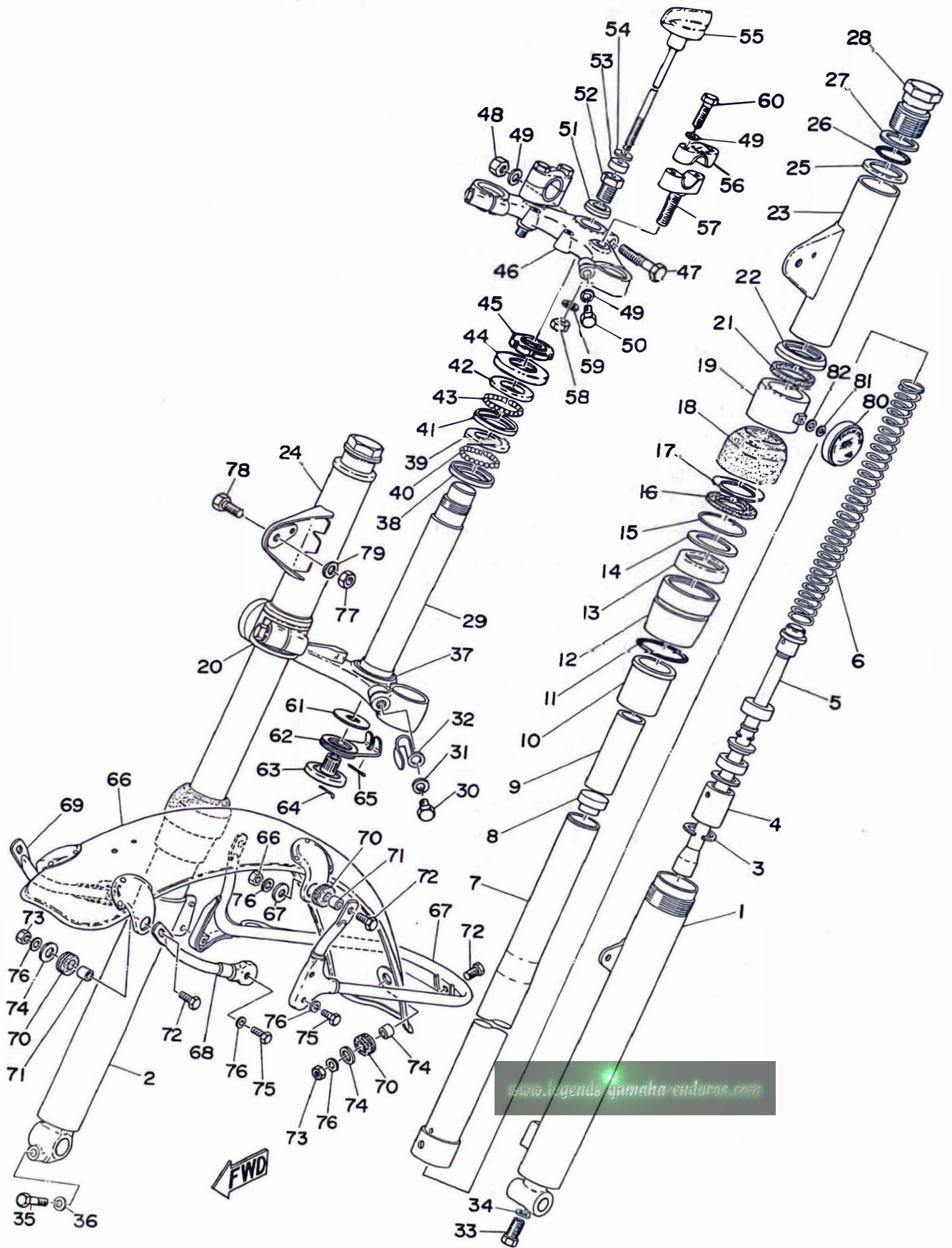


FRONT FORK

Ref No.	Parts No.	Parts Name	Description	Q'ty	S·R	Remarks
18- 0-1	233-23100-00-52	FRONT FORK ASS'Y		1		
18- 1	214-23126-00-35	. TUBE, outer (L.H)		1		
18- 2	214-23136-00-35	. TUBE, outer (R.H)		1		
18- 3	93420-28025	. CIRCLIP		2		
18- 4	214-23171-00	. PISTON		2		
18- 5	214-23170-00	. CYLINDER COMP.		2		
18- 6	214-23141-00	. SPRING, fork		2		
18- 7	214-23124-00	. TUBE, inner		2		
18- 8	214-23142-00	. SEAT, spring upper		2		
18- 9	214-23118-00	. SPACER		2		
18-10	168-23125-01	. METAL, slide		2		
18-11	168-23147-01	. O-RING		2		
18-12	214-23127-00	. NUT, outer		2		
18-13	168-23145-00	. . OIL SEAL		2		
18-14	214-23146-00	. WASHER, oil seal		2		
18-15	214-23156-00	. CLIP, oil seal		2		
18-16	214-23155-00	. RING, felt		2		
18-17	214-23165-00	. WASHER, felt ring		2		
18-18	214-23144-00	. SEAL, dust		2		
18-19	233-23122-00	. COVER, outer (L.H)		1		
18-20	233-23132-00	. COVER, outer (R.H)		1		
18-21	214-23163-00	. PACKING (lamp stay)		2		
18-22	214-23116-00	. GUIDE, cover under		2		
18-23	214-23121-01-52	. COVER, upper (L.H)		1		
18-24	214-23131-01-52	. COVER, upper (R.H)		1		
18-25	214-23115-00	. GUIDE, cover upper		2		
18-26	214-23114-00	. PACKING, (O-RING)		2		
18-27	214-23112-00	. WASHER, cap		2		
18-28	214-23111-01	. BOLT, cap		2		
18-29	214-23340-00	. UNDER BRACKET COMP.		1		
18-30	122-23346-00	. BOLT, under bracket		2		
18-31	92901-10100	. WASHER, spring		2		
18-32	214-23318-00	. HOLDER, wire		1		
18-33	91312-08020	. BOLT		2		
18-34	214-23158-00	. PACKING		2		
18-35	91201-08030	. BOLT		1		
18-36	92901-08100	. WASHER, spring		1		
18-37	164-23462-00	SEAL, dust		1		

www.legends-yamaha-enduro.com

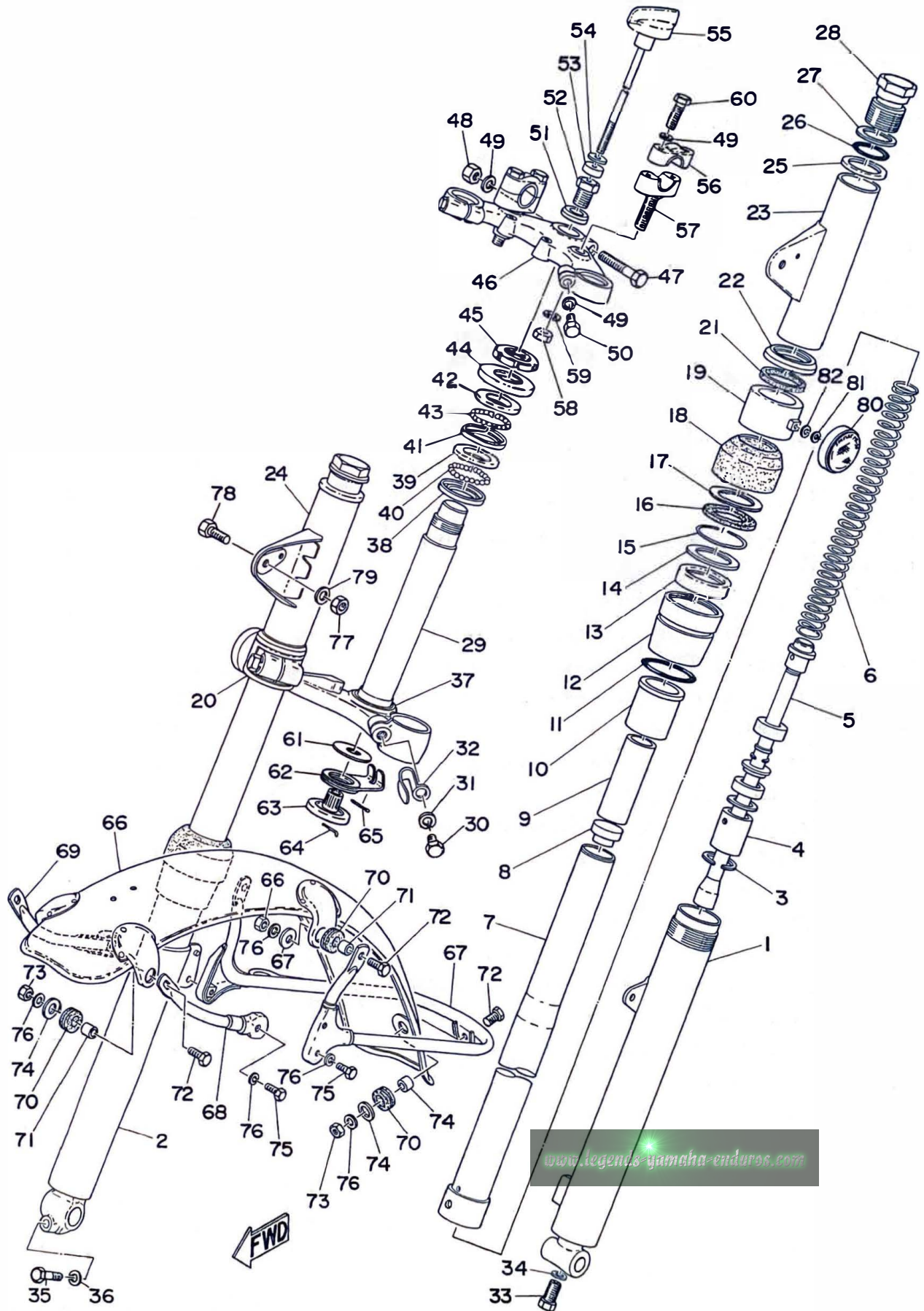
Fig. 18 FRONT FORK



FRONT FORK

Ref No.	Parts No.	Parts Name	Description	Q'ty	S-R	Remarks
18-38	156-23411-00	RACE, ball		1		
18-39	156-23412-00	RACE, ball 2		1		
18-40	93501-04011	BALL	1/4"	19		☆
18-41	122-23411-00	RACE, ball 1		1		
18-42	122-23412-00	RACE, ball 2		1		
18-43	93503-16003	BALL	3/16"	22		☆
18-44	122-23416-00	COVER, ball race		1		
18-45	137-23454-00	NUT, fitting		1		
18-46	214-23435-01	CROWN, handle		1		
18-47	97103-08045	BOLT		1		
18-48	98803-08700	NUT, crown		1		
18-49	92901-08100	WASHER, spring		7		
18-50	97103-08030	BOLT		2		
18-51	214-23443-00	WASHER, crown		1		
18-52	214-23451-00	BOLT, steering fitting		1		
18-53	141-23427-00	WASHER		1		
18-54	156-23418-00	WASHER, special		1		
18-55	214-23419-01	SHAFT, damper		1		
18-56	214-23441-00	HOLDER, handle upper		2		
18-57	214-23442-01	HOLDER, handle under		2		
18-58	92802-10100	NUT		2		
18-59	92902-10100	WASHER, spring		2		
18-60	97103-08030	BOLT		4		
18-61	214-23422-01	PLATE, damper		1		
18-62	214-23421-02	PLATE, damper		1		
18-63	214-23423-00	PLATE, daper 3		1		
18-64	156-83525-00	CLIP		1		
18-65	91401-20015	PIN, cotter		1		
18-66	214-21510-00-35	FRONT FENDER COMP.		1		
18-67	214-21512-00	BRACKET, fender		1		
18-68	214-21513-00	STAY, fender (L.H)		1		
18-69	214-21514-00	STAY, fender (R.H)		1		
18-70	214-21717-00	DAMPER, battery box		5		
18-71	214-21633-00	COLLAR, fender mount		5		
18-72	91201-06020	BOLT		5		
18-73	92801-06100	NUT		5		
18-74	116-28324-00	WASHER, leg shield 2	6.5-20-1.6	5		
18-75	91201-06012	BOLT		4		

Fig. 18 FRONT FORK

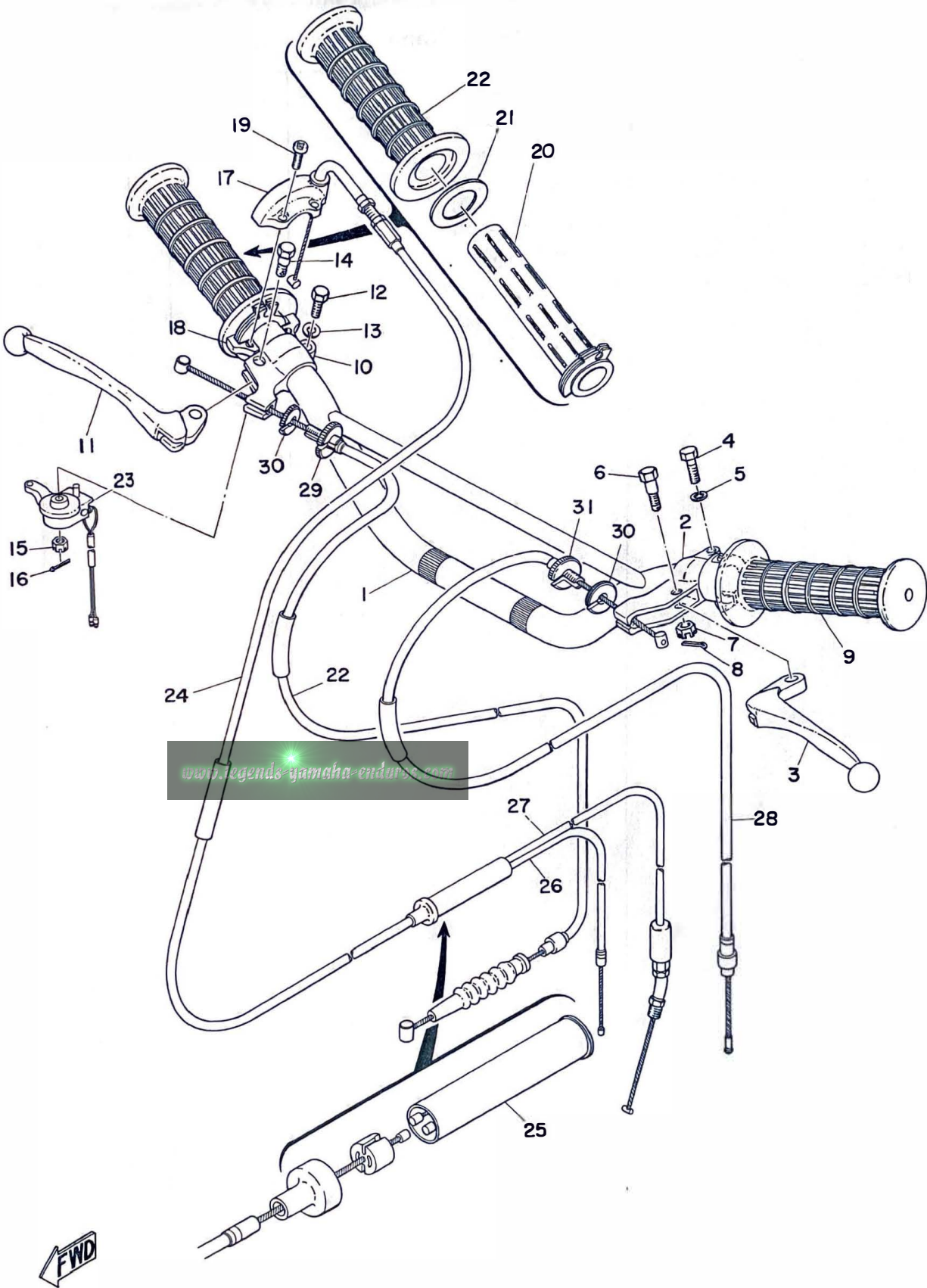


FRONT FORK

Ref No.	Parts No.	Parts Name	Description	Q'ty	S · R	Remarks
18-76	92901-06100	WASHER, spring		9		
18-77	98802-08200	NUT		2		
18-78	97103-08015	BOLT		2		
18-79	92901-08100	WASHER, spring		2		
18-80	233-85111-00	REFLECTOR		2		
18-81	92901-05100	WASHER, spring		2		
18-82	92901-05200	WASHER, plain		2		

www.legend-yamaha.com

Fig. 19 HANDLE & WIRE

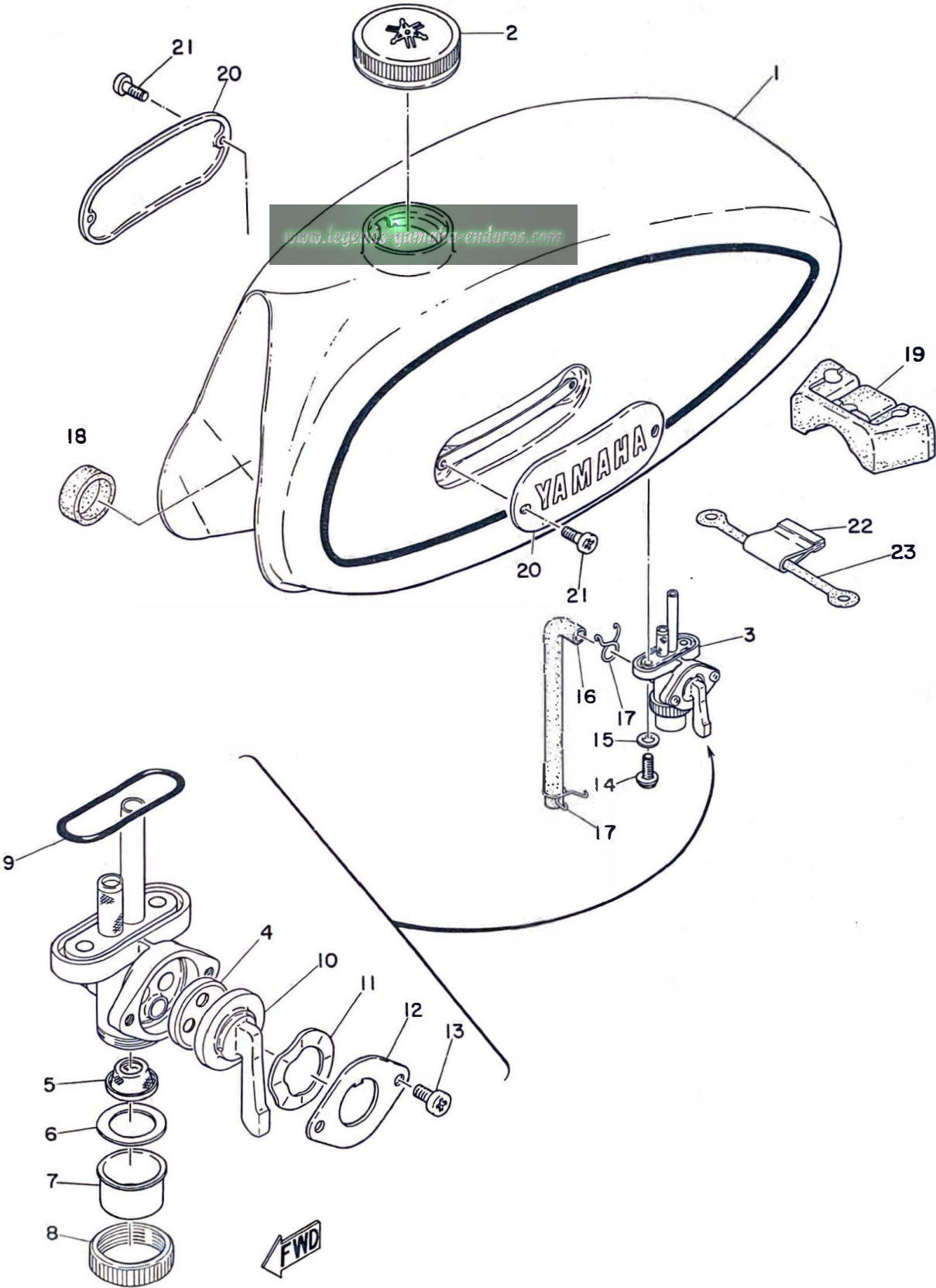


www.legends-yamaha-enduro.com

HANDLE & WIRE

Ref No.	Parts No.	Parts Name	Description	Q'ty	S-R	Remarks
19- 1	214-26111-00	HANDLE		1		
19- 0-1	214-82910-00	LEVER HOLDER ASS'Y (L. H)		1		
19- 2	214-82911-00	. HOLDER, lever (L.H)		1		
19- 3	214-83912-00	. LEVER (L.H)		1		
19- 4	91203-06020	. BOLT		1		
19- 5	92901-06100	. WASHER, spring		1		
19- 6	214-83915-00	. BOLT, lever fitting		1		
19- 7	92802-06500	. NUT, slotted		1		
19- 8	91402-12015	. PIN, cotter		1		
19- 9	235-26241-00	GRIP (L. H)		1		
19- 0-2	233-82920-30	LEVER HOLDER ASS'Y (R. H)		1		
19-10	233-82921-30	. HOLDER, lever (R.H)		1		
19-11	233-83922-31	. LEVER (R.H)		1		
19-12	91203-06020	. BOLT		1		
19-13	92901-06100	. WASHER, spring		1		
19-14	233-83915-00	. SCREW, lever fitting		1		
19-15	92802-06500	. NUT, slotted		1		
19-16	91402-12015	. PIN, cotter		1		
19-17	214-26281-00	CAP, grip upper		1		
19-18	214-26282-00	CAP, grip under		1		
19-19	98503-05020	SCREW, pan head		2		
19-20	214-26243-00	TUBE, guide		1		
19-21	150-26249-00	RING, leaf		1		
19-22	235-26242-00	GRIP (R. H)		1		
19-23	233-83980-30	FRONT STOP SWITCH ASS'Y		1		
19-24	214-26311-00	WIRE, throttle 1		1		
19-25	214-26261-00	CYLINDER		1		
19-26	214-26312-00	WIRE, throttle 2		1		
19-27	214-26321-00	WIRE, pump		1		
19-28	214-26335-00	WIRE, clutch		1		
19-29	214-26346-00	BOLT, adjusting		1		
19-30	168-26344-00	NUT, adjusting		2		
19-31	214-26337-00	BOLT, adjusting		1		
19-32	214-26341-00	WIRE, brake		1		

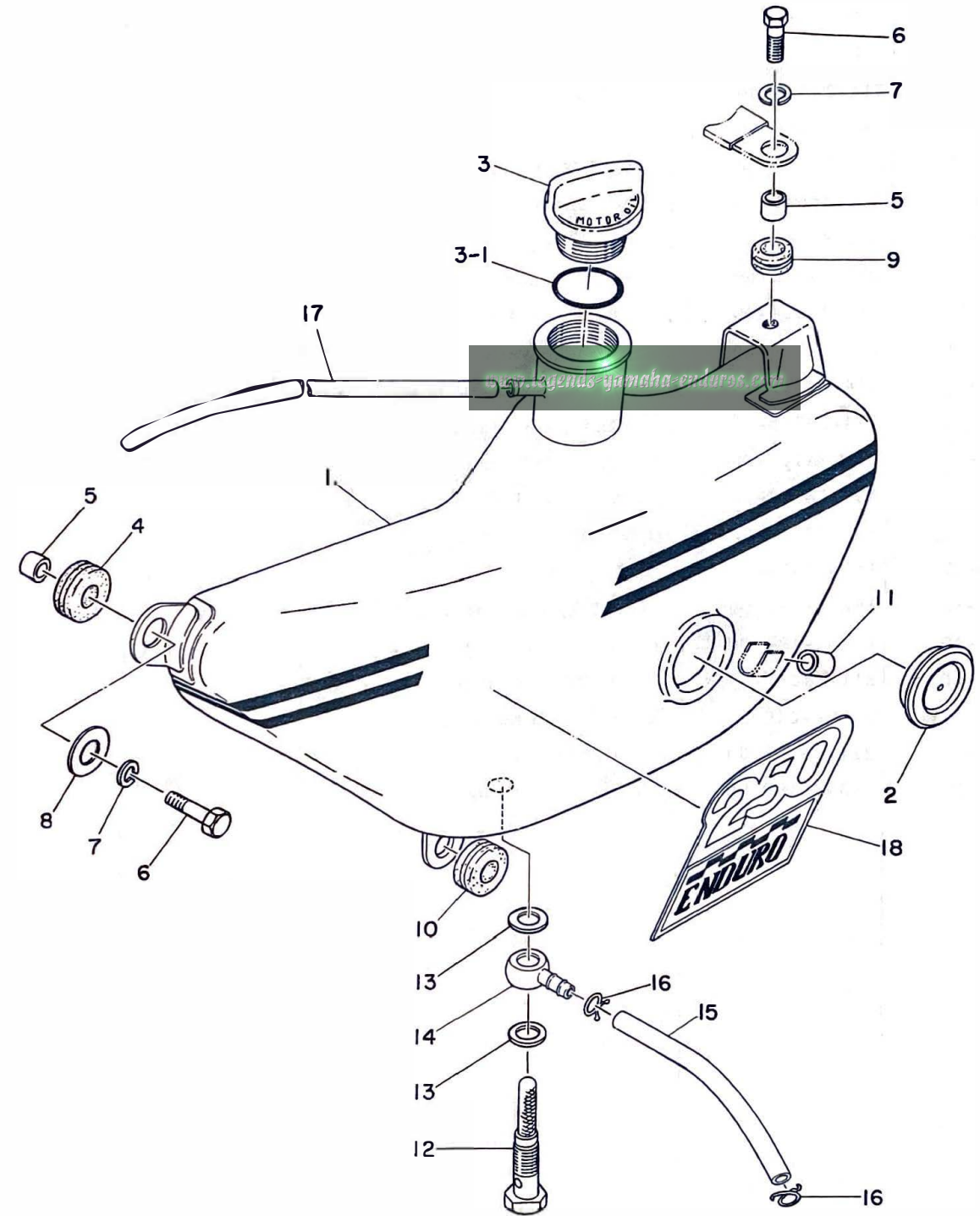
Fig. 20 FUEL TANK



FUEL TANK

Ref No.	Parts No.	Parts Name	Description	Q'ty	S · R	Remarks
20- 1	214-24110-03-01	FUEL TANK COMP.		1		
20- 2	122-24610-01	CAP ASS'Y		1		
20- 3	214-24500-00	FUEL COCK ASS'Y		1		
20- 4	214-24523-00	. VALVE		1		
20- 5	214-24515-00	. NET, filter		1		
20- 6	214-24522-00	. GASKET, filter		1		
20- 7	214-24521-00	. CUP, filter		1		
20- 8	214-24542-00	. NUT, ring		1		
20- 9	214-24512-00	. GASKET, body		1		
20-10	214-24524-00	. LEVER, cock		1		
20-11	137-24518-00	. WASHER, wave		1		
20-12	214-24525-00	. PLATE, lever fitting		1		
20-13	214-24535-00	. SCREW, lever fitting		2		
20-14	214-24143-00	BOLT, cock fitting		2		
20-15	137-24513-00	GASKET, cock fitting		2		
20-16	214-24311-00	PIPE, fuel		1		
20-17	143-24356-00	CLIP, pipe		2		
20-18	156-24181-00	DAMPER, tank locating		2		
20-19	214-24184-00	DAMPER, locating 4		1		
20-20	211-24161-00	EMBLEM, fuel tank		2		
20-21	98501-04008	SCREW, pan head		4		
20-22	214-24173-00	BAND, tank fitting		1		
20-23	143-24199-00	BAND, tank fitting		1		

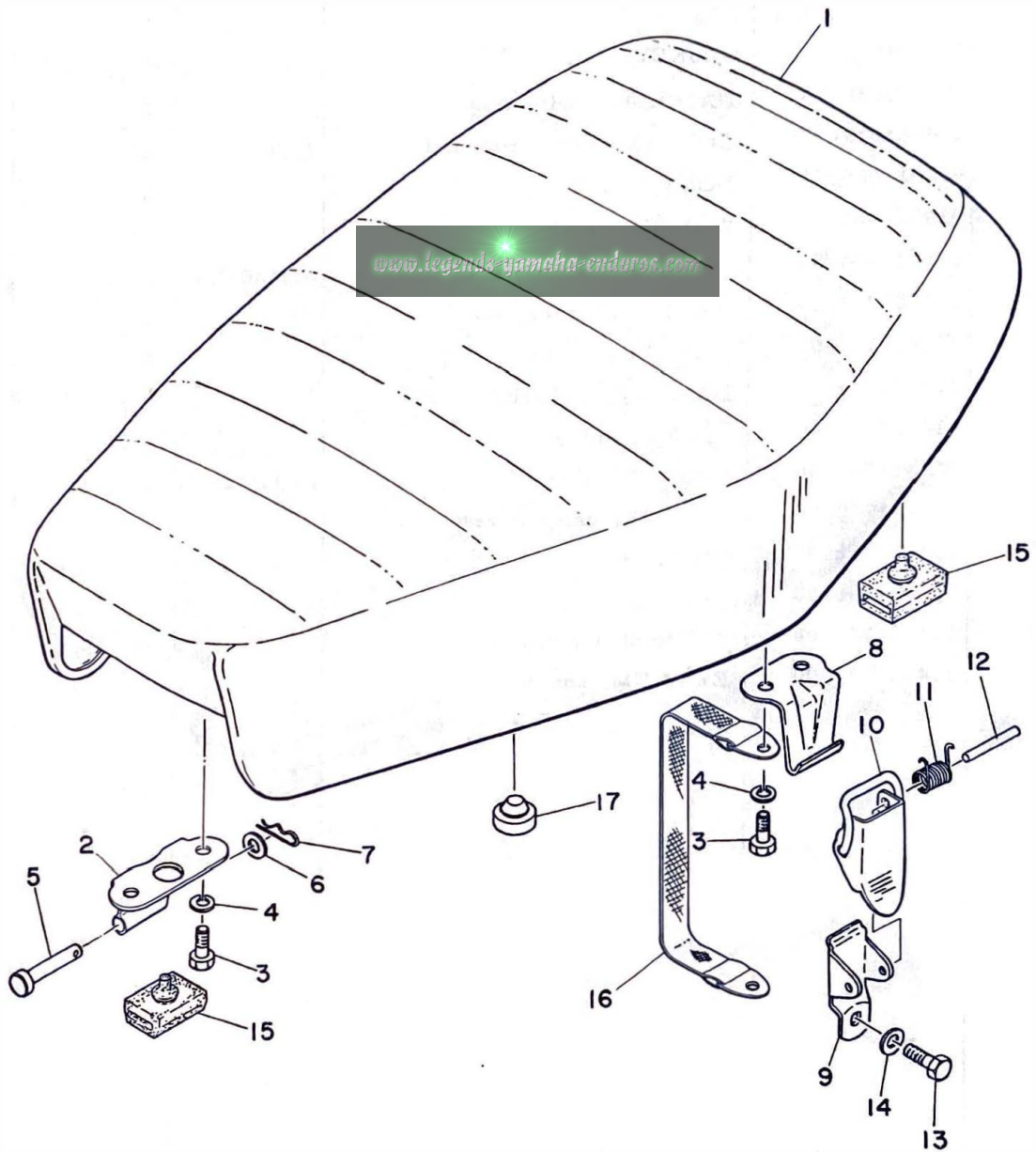
Fig. 21 OIL TANK



OIL TANK

Ref No.	Parts No.	Parts Name	Description	Q'ty	S·R	Remarks
21- 1	214-21705-00-01	OIL TANK ASS'Y		1		
21- 2	214-21761-00	. GAUGE, level		1		
21- 3	214-21771-00	CAP, tank		1		
21- 3-1	214-21722-00	GASKET, cap		1		
21- 4	214-21638-00	DAMPER, fender mount 1		1		
21- 5	214-21633-00	COLLAR, fender mount 1	7-10-7	2		
21- 6	91201-06025	BOLT		2		
21- 7	92901-06100	WASHER, spring		2		
21- 8	116-28324-00	WASHER, leg shield 2	6.5-20-1.6	1		
21- 9	214-21717-00	DAMPER, battery box 1		1		
21-10	214-21746-00	DAMPER, tool box		1		
21-11	214-21779-00	DAMPER, oil tank 2		1		
21-12	214-21768-00	SCREW, union		1		
21-13	137-21767-00	GASKET, union	10.2-15-1.5	2		
21-14	214-21769-00	COLLAR, union screw		1		
21-15	214-21766-00	PIPE, oil		1		
21-16	101-24356-00	CLIP, pipe		2		
21-17	214-21745-00	PIPE, oil tank breather		1		
21-18	214-21787-00	EMBLEM, enduro		1		

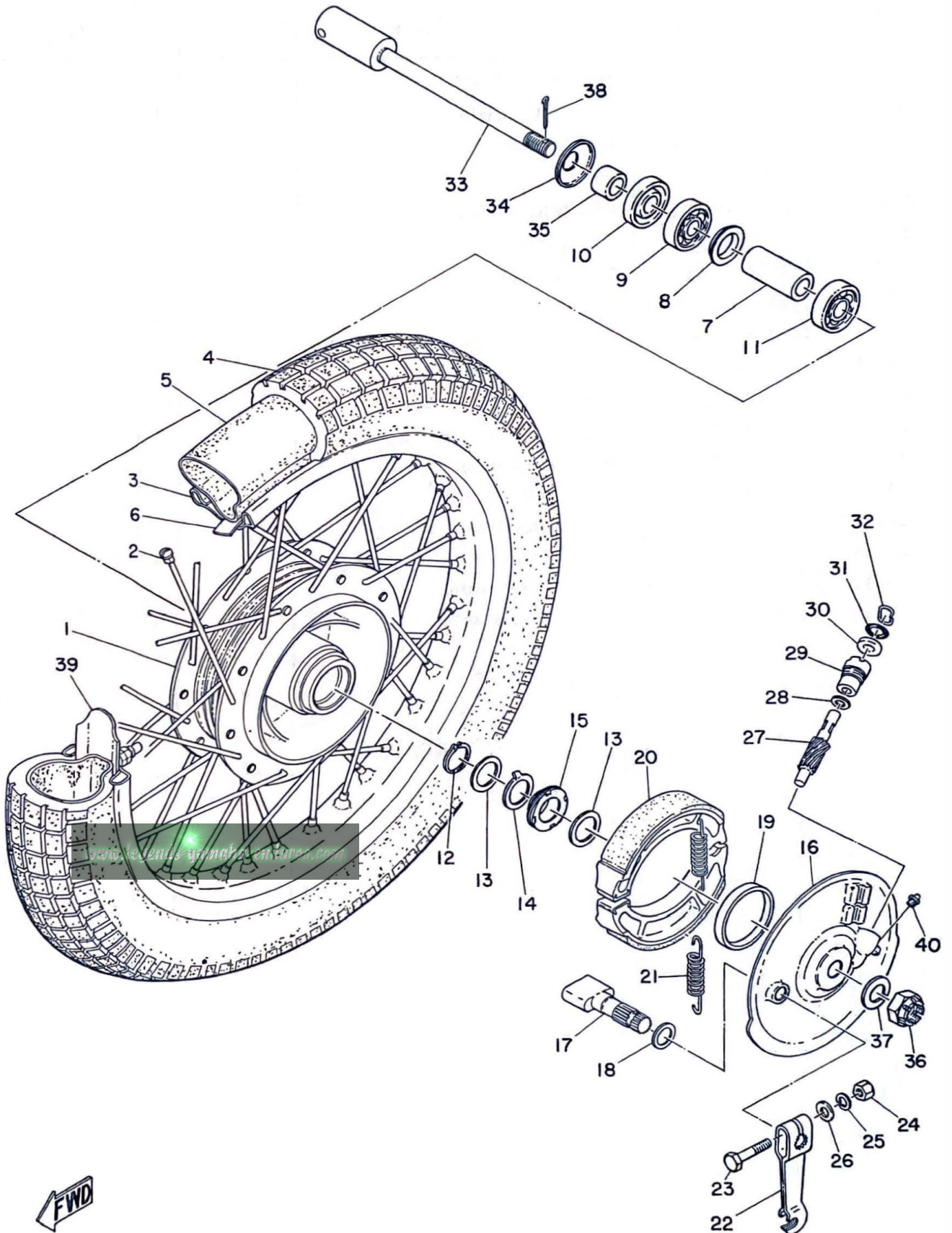
Fig. 22 SEAT



SEAT

Ref No.	Parts No.	Parts Name	Description	Q'ty	S·R	Remarks
22- 1	214-24710-00	SINGLE SEAT ASS'Y		1		
22- 1-1	214-24711-00	. COVER, single seat		1		
22- 2	214-24726-00	HINGE, seat		2		
22- 3	91202-06012	BOLT		6		
22- 4	92902-06100	WASHER, spring		6		
22- 5	91502-05055	PIN, clevis		2		
22- 6	92902-05200	WASHER, plain		2		
22- 7	156-83525-00	CLIP		2		
22- 8	214-24728-00	BRACKET, seat		1		
22- 9	214-24718-00	BRACKET, seat under		1		
22-10	214-24776-00	LEVER, seat		1		
22-11	214-24758-00	SPRING, seat		1		
22-12	214-24727-00	PIN, seat fitting		1		
22-13	91201-06010	BOLT		1		
22-14	92902-06200	WASHER, plain		1		
22-15	214-24724-00	DAMPER, seat		4		
22-16	214-24778-00	BAND, seat fitting		1		
22-17	214-24745-00	STOPPER, seat		1		

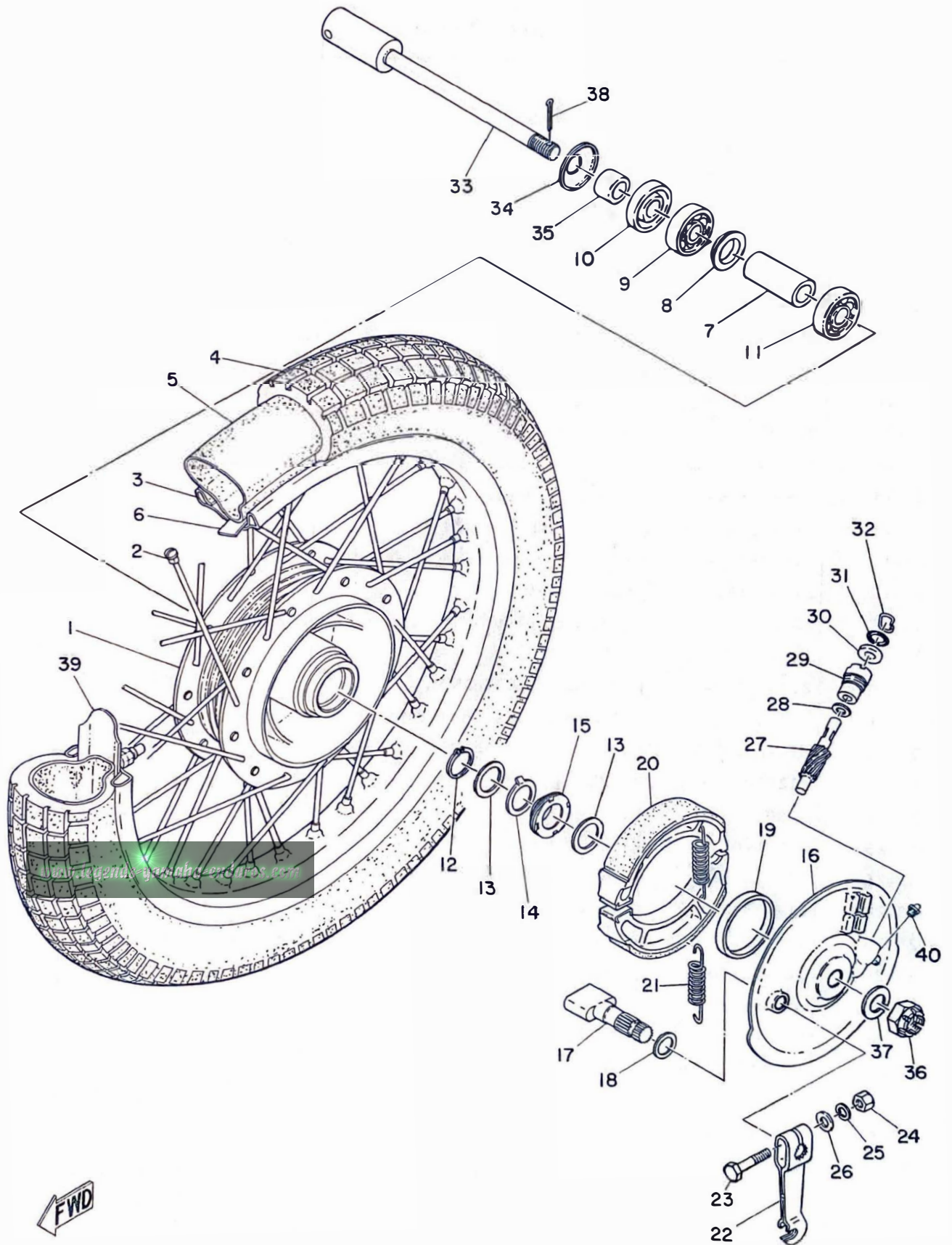
Fig. 23 FRONT WHEEL



FRONT WHEEL

Ref No.	Parts No.	Parts Name	Description	Q'ty	S·R	Remarks
23- 1	214-25111-00	HUB		1		
23- 2	214-25104-00	SPOKE SET		1s		
23- 3	94416-19035	RIM	1.60A-19	1		
23- 4	94132-19063	TIRE, front	3.25-19- 4PR	1		
23- 5	94232-19029	TUBE	3.25-19	1		
23- 6	94332-19021	BAND, rim	3.25-19	1		
23- 7	214-25117-00	SPACER, bearing		1		
23- 8	136-25115-00	FLANGE, spacer		1		
23- 9	93306-20201	BEARING	6202	1		☆
23-10	93102-20009	OIL SEAL	SD-20-35-7	1		
23-11	93306-20203	BEARING	6202RS	1		☆
23-12	93410-22014	CIRCLIP	S22	1		
23-13	214-25147-00	WASHER, thrust 2	22.5-29-1	2		
23-14	214-25149-00	CLUTCH, meter		1		
23-15	214-25135-00	GEAR, drive		1		
23-16	214-25121-00	PLATE, brake shoe		1		
23-17	214-25151-00	CAM, shaft		1		
23-18	137-25153-00	SHIM, cam shaft	12.2-22-0.5	1		
23-19	93105-50010	OIL SEAL		1		
23-20	214-25130-00	BRAKE SHOE COMP.		2		
23-21	137-25133-00	SPRING, brake shoe return		2		
23-22	214-25155-00	LEVER, cam shaft		1		
23-23	91201-06030	BOLT		1		
23-24	92801-06100	NUT		1		
23-25	92901-06100	WASHER, spring		1		
23-26	92901-06200	WASHER, plain		1		
23-27	214-25138-00	GEAR, meter		1		
23-28	183-25146-00	WASHER, thrust 1	7-12-0.8	1		
23-29	109-25136-00	BUSH		1		
23-30	93104-07003	OIL SEAL	SO-7-14-4	1		
23-31	93210-13017	O-RING	2.4-13.4	1		
23-32	102-25137-00	RING, stop	18φ	1		
23-33	214-25181-01	SHAFT, wheel		1		
23-34	214-25118-00	COVER, hub dust		1		
23-35	136-25183-00	COLLAR, wheel shaft	15-20-12.4	1		
23-36	214-25182-01	NUT, shaft		1		
23-37	136-25384-00	WASHER, special	15-26-2.6	1		
23-38	91401-30028	PIN, cotter		1		

Fig. 23 FRONT WHEEL

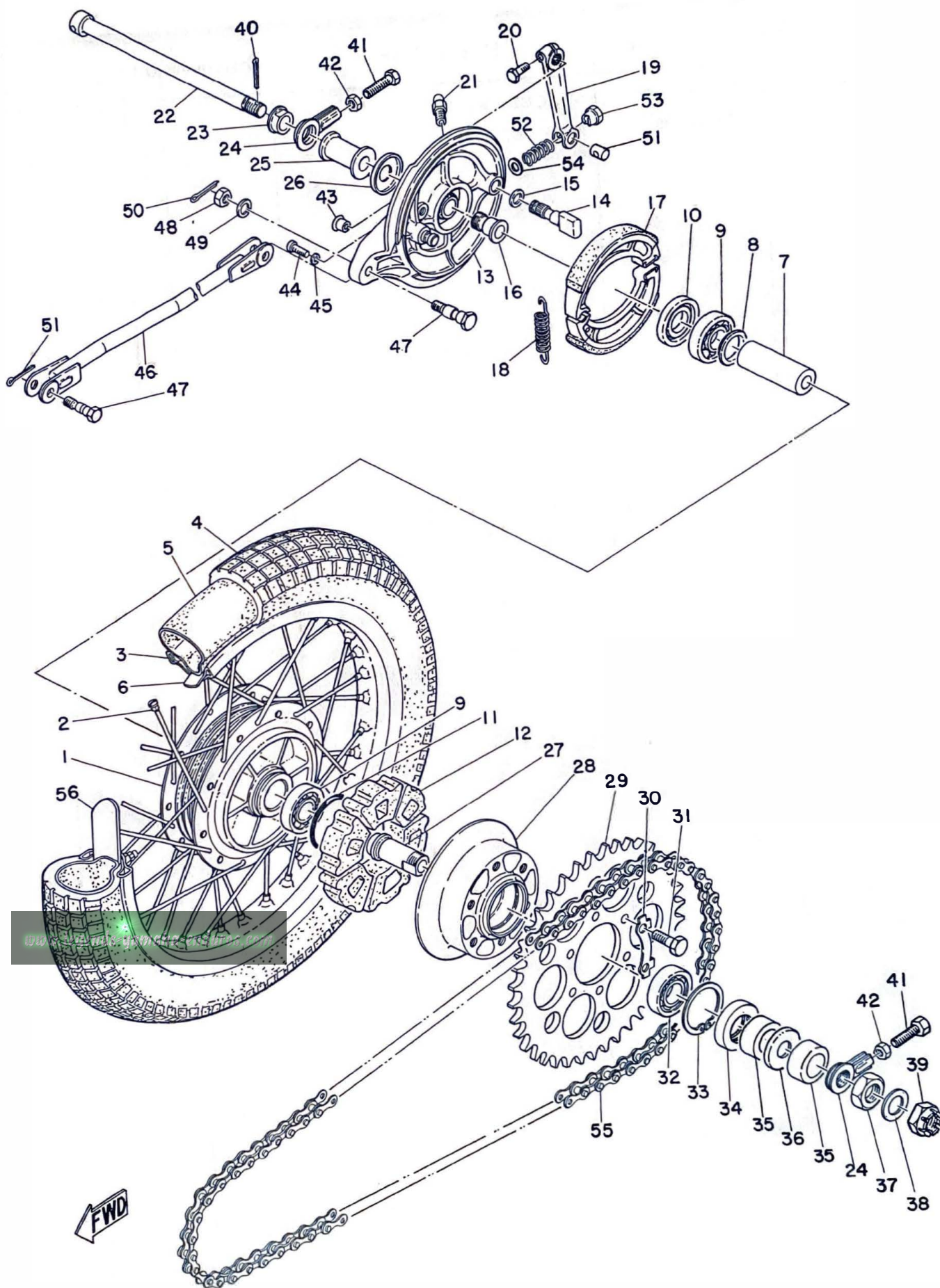


FWD

FRONT WHEEL

Ref No.	Parts No.	Parts Name	Description	Q'ty	S·R	Remarks
23-39	214-25194-00	SPACER, bead		1		
23-40	93700-06001	NIPPLE, grease		1		

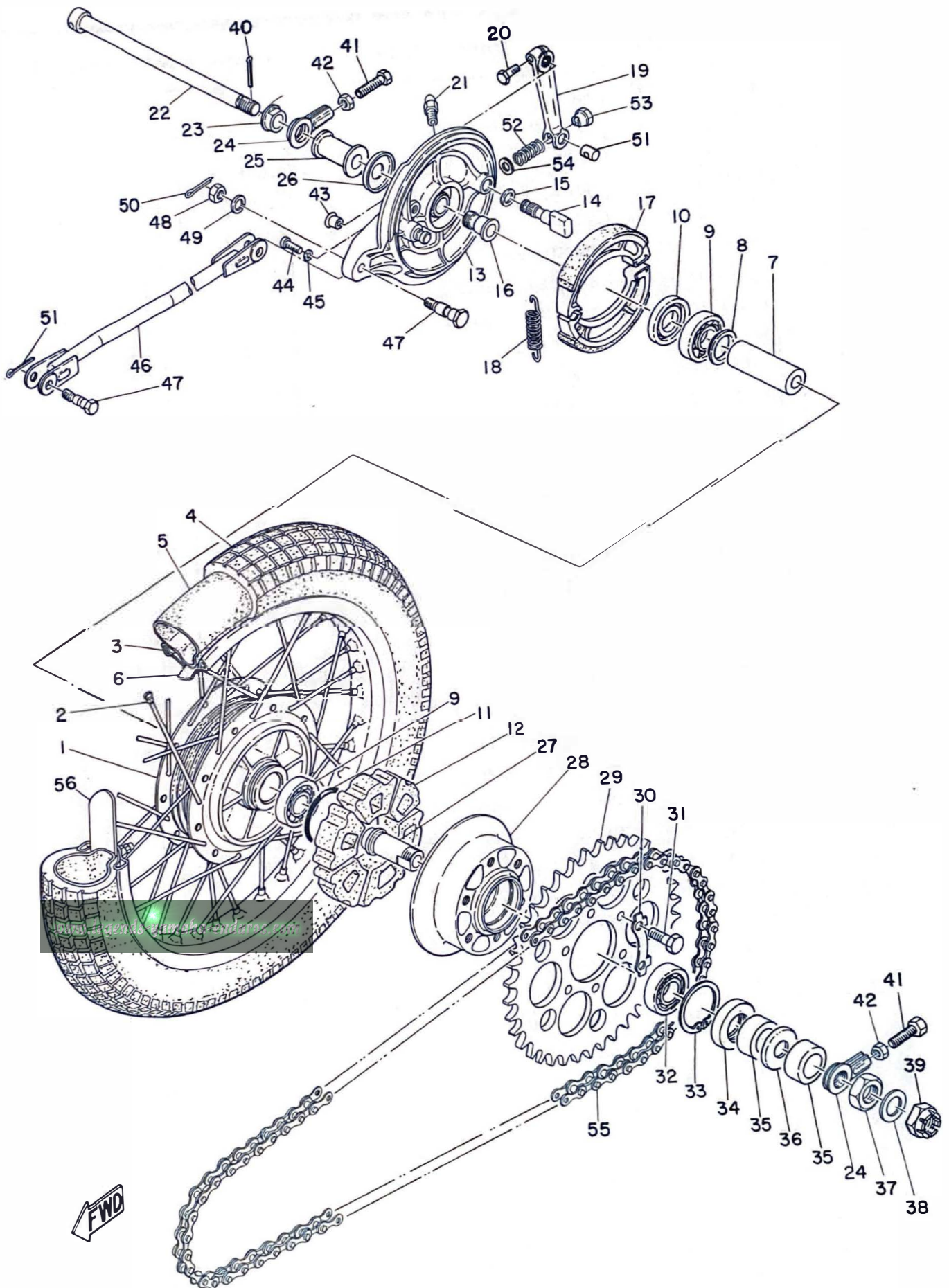
Fig. 24 REAR WHEEL



REAR WHEEL

Ref No.	Parts No.	Parts Name	Description	Q'ty	S·R	Remarks
24- 1	214-25311-00	HUB		1		
24- 2	214-25304-00	SPOKE SET		1s		
24- 3	94418-18036	RIM	1.85B-18	1		
24- 4	94140-18062	TIRE, rear	4.00-184PR	1		
24- 5	94240-18024	TUBE	4.00-18	1		
24- 6	94340-18022	BAND, rim	4.00-18	1		
24- 7	214-25317-00	SPACER, bearing		1		
24- 8	136-25115-00	FLANGE, spacer		1		
24- 9	93306-20203	BEARING	6202RS	2		☆
24-10	93104-44024	OIL SEAL	SO-44-56-6	1		
24-11	93210-42101	O-RING	2.5-41.7	1		
24-12	214-25364-00	DAMPER, clutch		6		
24-13	214-25321-00	PLATE, brake shoe		1		
24-14	214-25351-00	CAM, shaft		1		
24-15	148-25353-00	SHIM, cam shaft		1		
24-16	136-25128-00	BUSHING, shaft		1		
24-17	214-25130-00	BRAKE SHOE COMP.		2		
24-18	137-25133-00	SPRING, return		2		
24-19	214-25355-00	LEVER, cam shaft		1		
24-20	91203-06025	BOLT		1		
24-21	93700-06001	NIPPLE, grease		1		
24-22	214-25381-00	SHAFT, wheel		1		
24-23	214-25377-00	COLLAR, shaft		1		
24-24	214-25388-00	PULLER, chain		2		
24-25	214-25383-00	COLLAR, wheel shaft		1		
24-26	135-25127-00	COVER, plate dust		1		
24-27	214-25387-00	SHAFT, sprocket		1		
24-28	214-25366-00	CLUTCH, hub		1		
24-29	214-25440-10	GEAR, sprocket wheel	40T	1		
	214-25441-10	GEAR, sprocket wheel	41T	1		
	214-25442-10	GEAR, sprocket wheel	42T	1		
	214-25443-10	GEAR, sprocket wheel	43T	1		
	214-25444-10	GEAR, sprocket wheel	44T	1		S. T. D
	214-25445-10	GEAR, sprocket wheel	45T	1		
	214-25446-10	GEAR, sprocket wheel	46T	1		
	214-25447-10	GEAR, sprocket wheel	47T	1		
	214-25448-10	GEAR, sprocket wheel	48T	1		
	214-25449-10	GEAR, sprocket wheel	49T	1		

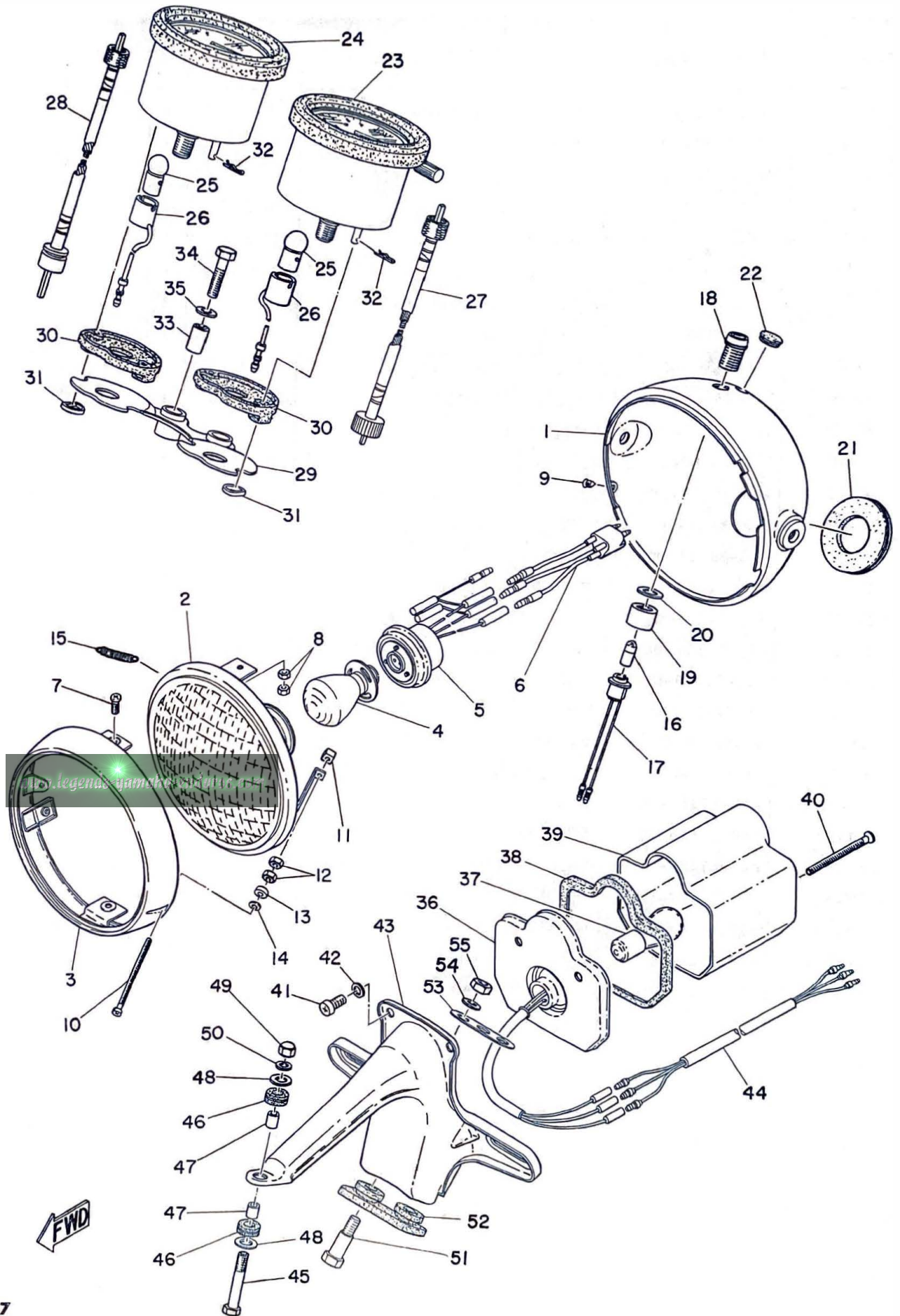
Fig. 24 REAR WHEEL



REAR WHEEL

Ref No.	Parts No.	Parts Name	Description	Q'ty	S · R	Remarks
	214-25450-10	GEAR, sprocket wheel	50T	1		
24-30	214-25412-00	WASHER, lock		3		
24-31	214-25411-00	BOLT, fitting		6		
24-32	93306-20404	BEARING	6204Z	1		☆
24-33	93420-47008	CIRCLIP	R47-1.75	1		
24-34	93102-28022	OIL SEAL	SD-28-47-7	1		
24-35	214-25376-00	COLLAR, sprocket shaft		2		
24-36	214-25367-00	COVER, dust		1		
24-37	137-25385-00	NUT, sprocket shaft		1		
24-38	136-25384-00	WASHER, special	15-26-2.6	1		
24-39	214-25182-01	NUT, shaft		1		
24-40	91401-30028	PIN, cotter		1		
24-41	168-25379-00	BOLT, chain puller		2		
24-42	98803-08300	NUT		2		
24-43	116-83931-00	PLUG, blind		1		
24-44	92501-06020	SCREW, pan head		1		
24-45	92901-06100	WASHER, spring		1		
24-46	214-25371-00	BAR, tension		1		
24-47	214-25373-00	BOLT, tension bar		2		
24-48	98801-08300	NUT		1		
24-49	92901-08100	WASHER, spring		1		
24-50	91402-20012	PIN, cotter		2		
24-51	156-27237-00	PIN, clevis		1		
24-52	180-27236-00	SPRING, rod		1		
24-53	206-27238-00	NUT, adjusting		1		
24-54	92901-06200	WASHER, plain		1		
24-55	94515-20100	CHAIN	520T-100P	1		
24-55-1	94615-20001	. JOINT, chain		1		
24-56	214-25394-00	SPACER, bead		1		

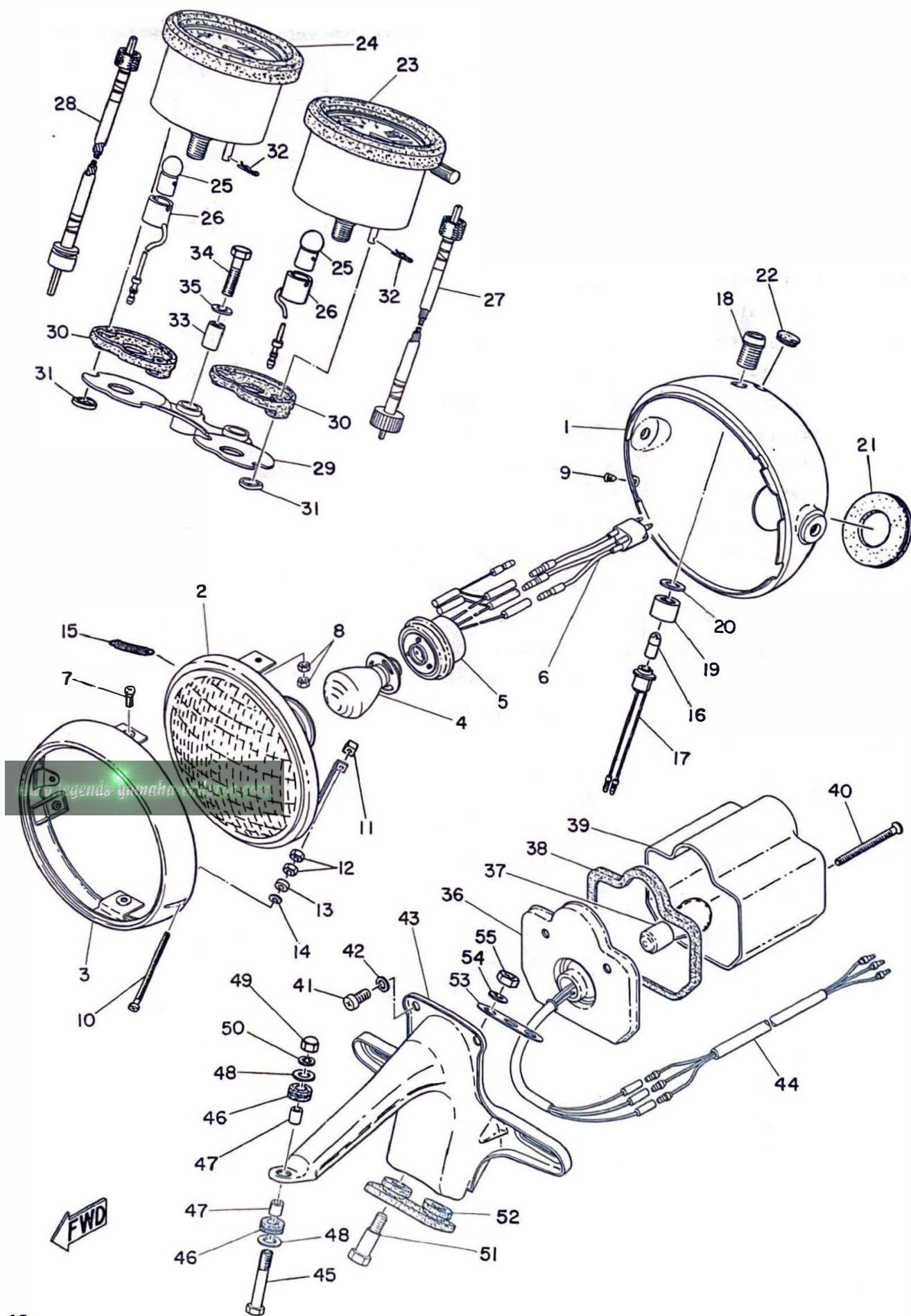
Fig. 25 HEAD LAMP, TAIL LAMP & SPEEDOMETER



HEAD LAMP, TAIL LAMP & SPEEDOMETER

Ref No.	Parts No.	Parts Name	Description	Q'ty	S - R	Remarks
25- 0-1	214-84100-61-52	HEAD LAMP ASS'Y		1		
25- 1	214-84111-61-52	. BODY, head lamp		1		
25- 2	214-84120-61	. LENS ASS'Y		1		
25- 3	214-84115-61	. RIM, head lamp		1		
25- 4	214-84114-60	. BULB, head lamp	6V 35/35W	1		☆
25- 5	214-84112-61	. SOCKET		1		
25- 6	214-84159-61	. CORD, head lamp		1		
25- 7	98503-05012	. SCREW, pan head		2		
25- 8	98801-05300	. NUT		4		
25- 9	195-84325-00	. SCREW, rim fitting		1		
25-10	214-84131-61	. SCREW, rim adjuster		1		
25-11	198-84334-60	. NUT, adjust		1		
25-12	98801-04300	. NUT		2		
25-13	168-84328-60	. SPACER		1		
25-14	92901-04200	. WASHER, plain		1		
25-15	132-84335-60	. SPRING, lens adjust		1		
25-16	104-83517-10	. BULB, pilot	6V 1.5W	1		☆
25-17	214-84150-60	. SOCKET CORD ASS'Y		1		
25-18	214-84157-60	. BODY, high beam		1		
25-19	214-84158-60	. NUT, pilot lamp		1		
25-20	92901-12300	. WASHER, tooth		1		
25-21	214-84153-60	. GROMMET A		1		
25-22	214-84154-60	. GROMMET B		1		
25-23	233-83570-30	SPEEDOMETER ASS'Y		1		MIL/H
25-24	233-83540-00	TACHOMETER ASS'Y		1		
25-25	122-83516-10	. BULB	6V 3W	2		☆
25-26	214-83536-30	. SOCKET, meter		2		
25-27	214-83550-00	SPEEDOMETER CABLE ASS'Y		1		
25-28	214-83560-00	TACHOMETER CABLE ASS'Y		1		
25-29	214-83519-00	BRACKET, meter		1		
25-30	214-83523-00	DAMPER		2		
25-31	214-83524-00	WASHER, special		4		
25-32	156-83525-00	CLIP		4		
25-33	214-83528-00	BUSHING, meter		2		
25-34	91201-06030	BOLT		2		
25-35	92901-06200	WASHER, plain		2		
25- 0-2	214-84510-61	TAIL LAMP UNIT ASS'Y		1		
26-36	214-84511-61	. BASE, tail lamp		1		

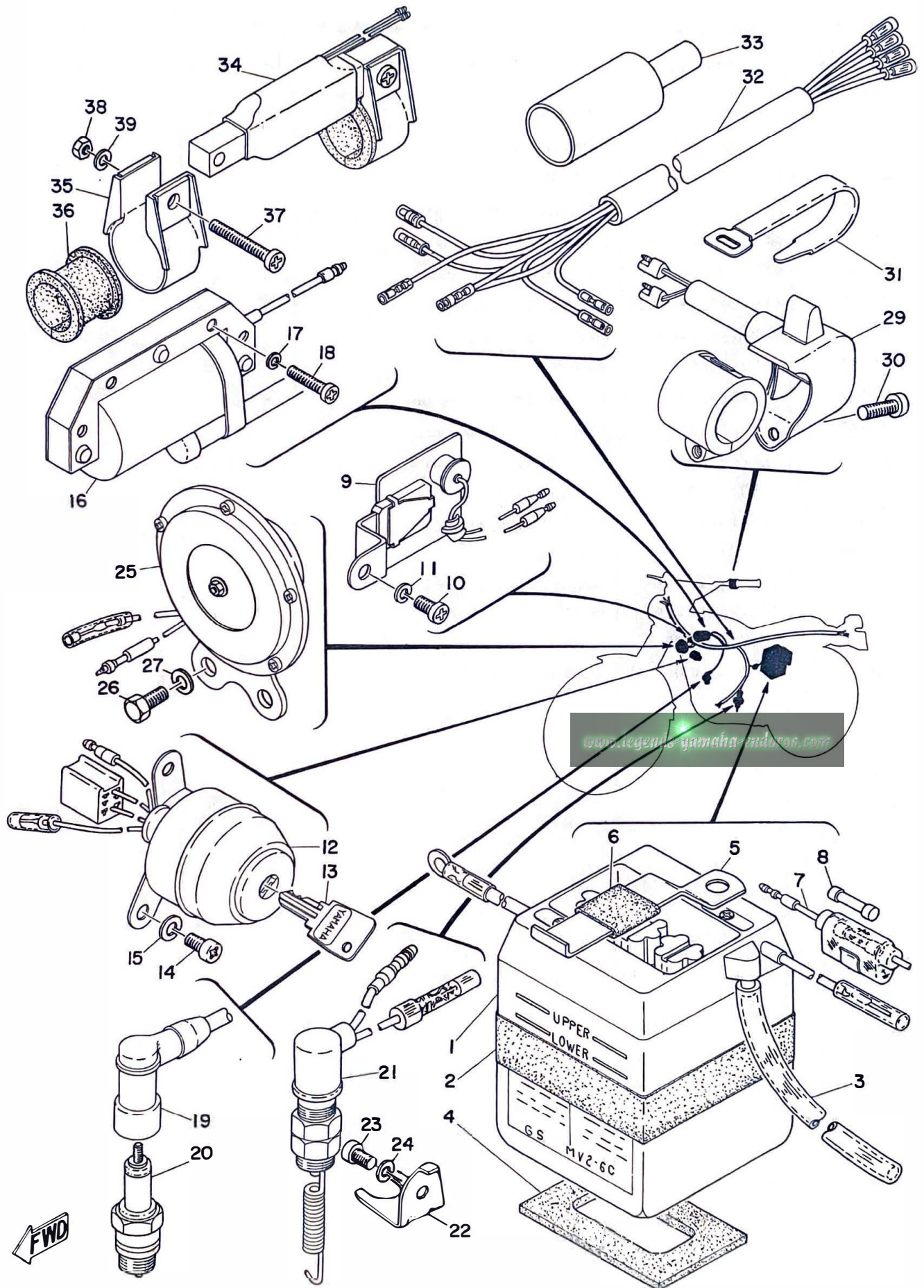
Fig. 25 HEAD LAMP, TAIL LAMP & SPEEDOMETER



HEAD LAMP, TAIL LAMP & SPEEDOMETER

Ref No.	Parts No.	Parts Name	Description	Q'ty	S · R	Remarks
25-37	122-84514-30	. BULB, tail lamp	6V17/5.3W	1		☆
25-38	168-84712-60	. SEAT, base		1		
25-39	168-84721-60	. LENS, tail lamp		1		
25-40	193-84724-00	. SCREW, lens fitting		2		
25-41	92901-06100	. WASHER, spring		2		
25-42	92501-06010	. SCREW, pan head		2		
25-43	214-84551-61-35	BRACKET, licence		1		
25-44	214-84517-00	CORD, tail lamp		1		
25-45	91101-06035	BOLT		1		
25-46	214-21717-00	DAMPER, battery box 1	6.5-20-1.6	2		
25-47	214-21633-00	COLLAR, fender mount 1		2		
25-48	116-28324-00	WASHER, legshield 2	6.5-20-1.6	2		
25-49	92803-06700	NUT, crown		1		
25-50	92901-06100	WASHER, spring		1		
25-51	168-21738-00	BOLT		2		
25-52	214-84553-01	DAMPER, licence bracket		1		
25-53	214-84554-00	WASHER, special		1		
25-54	92801-06100	NUT		2		
25-55	92901-06200	WASHER, plain		2		

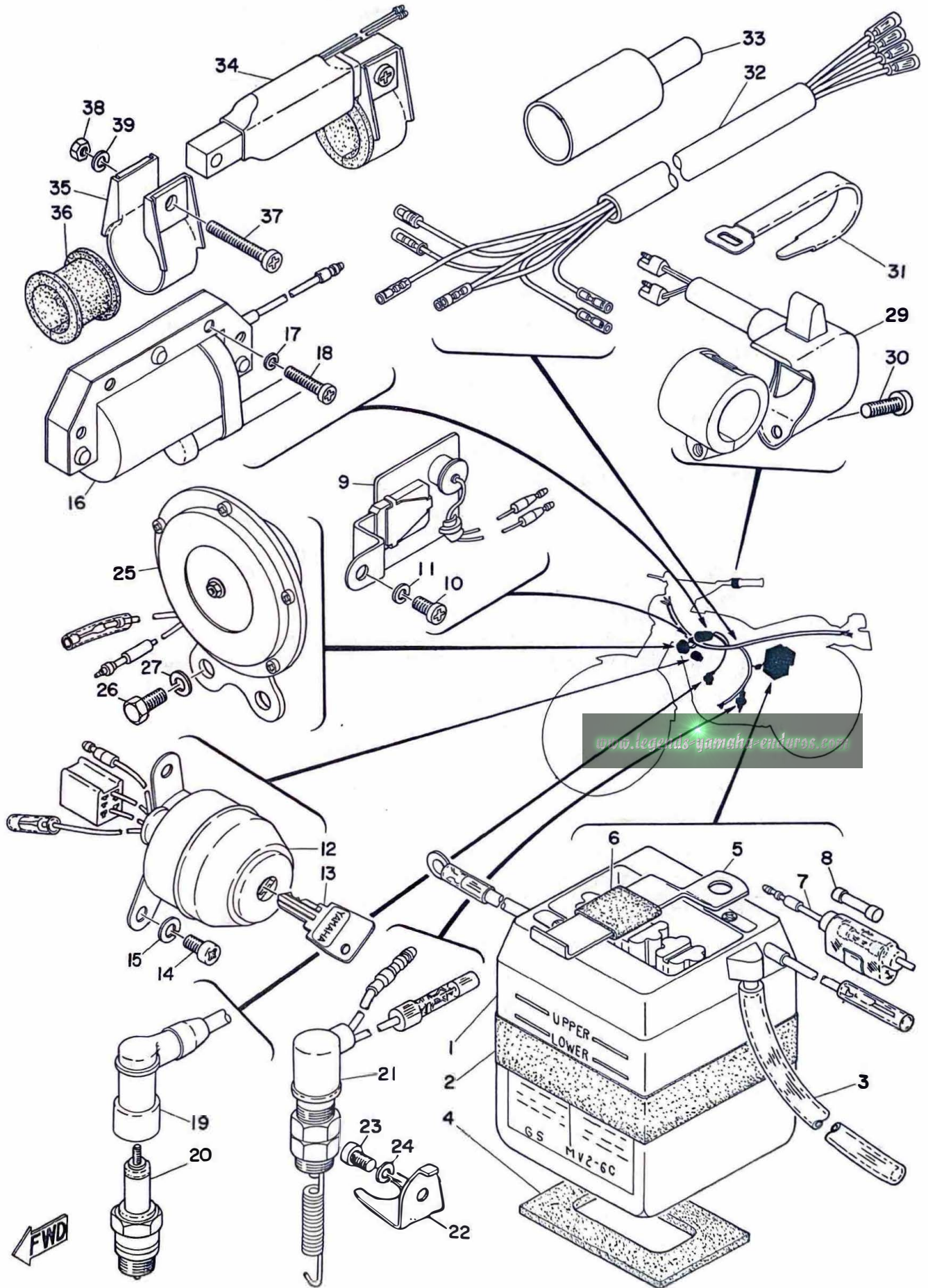
Fig. 26 ELECTRICAL



ELECTRICAL

Ref No.	Parts No.	Parts Name	Description	Q'ty	S·R	Remarks
26- 1	214-82110-10	BATTERY ASS'Y		1		
26- 1-1	104-82111-10	. CAP, battery		3		
26- 2	214-82124-00	BAND, battery		1		
26- 3	214-82112-00	PIPE, breather		1		
26- 4	214-82122-00	SEAT, battery		1		
26- 5	214-82131-00	BAND, battery		1		
26- 6	214-82121-00	PAD, battery		1		
26- 7	116-82150-00	FUSE HOLDER ASS'Y		1		
26- 8	116-82151-00	. FUSE		2		
26- 9	214-81970-20	RECTIFIER ASS'Y		1		
26-10	98501-05010	SCREW, pan head		1		
26-11	92901-05100	WASHER, spring		1		
26-12	214-82506-20	MAIN SWITCH ASS'Y		1		
26-13	116-82511-00	. KEY, main switch		4		
26-14	98501-05008	SCREW, pan head		2		
26-15	92901-05100	WASHER, spring		2		
26-16	214-82310-40	IGNITION COIL ASS'Y		1		
26-17	98501-05020	SCREW, pan head		2		
26-18	92901-05100	WASHER, spring		2		
26-19	166-82370-20	PLUG CAP ASS'Y		1		
26-20	94700-00010	PLUG, spark	B-7E	1		
26-21	214-82530-00	STOP SWITCH ASS'Y		1		
26-22	214-82537-00	ATTACHMENT, stop switch		1		
26-23	98501-05008	SCREW, pan head		1		
26-24	92901-05100	WASHER, spring		1		
26-25	214-83371-10	HORN		1		
26-26	91201-06012	BOLT		2		
26-27	92901-06100	WASHER, spring		2		
26-28	214-83974-00	HOLDER, handle switch		1		
26-29	214-83975-00	SWITCH, handle 2		1		
26-30	98503-05015	SCREW, pan head		1		
26-31	168-83936-01	BAND, switch cord		1		
26-32	233-82590-21	WIRE HARNESS ASS'Y		1		
26-33	214-82599-00	COVER, connector		1		
26-34	233-81990-20	CHOKER COIL ASS'Y		1		
26-35	233-81991-00	BAND, coil fitting		2		
26-36	233-81992-00	DAMPER, coil fitting		2		
26-37	98501-05030	SCREW, pan head		2		

Fig. 26 ELECTRICAL



ELECTRICAL

Ref No.	Parts No.	Parts Name	Description	Q'ty	S·R	Remarks
26-38	98801-05200	NUT		2		
26-39	92901-05100	WASHER, spring		2		

NUMERICAL INDEX



NUMERICAL INDEX

Ref No.	Parts No.	Ref No.	Parts No.	Ref No.	Parts No.
21-16	101-24356-00	7- 2	132-18113-01	11-13	137-14186-00
13-42	102-18138-00	7-15	132-18133-00	1-14	137-15353-00
23-32	102-25137-00	25-15	132-84335-60	8-27	137-15643-00
14-13	104-81328-20	24-26	135-25127-00	4-10	137-16333-00
26- 1-1	104-82111-10	6- 4	136-18551-00	4-11	137-16337-01
25-16	104-83517-10	16-15	136-22316-00	4-22	137-16345-00
23-29	109-25136-00	23- 8	136-25115-00	5-11	137-17427-00
13- 7	115-13124-60	24- 8	136-25115-00	6-18	137-18547-00
10- 8	116-28324-00	24-16	136-25128-00	6-16	137-18567-00
15-20	116-28324-00	23-35	136-25183-00	6-15	137-18577-00
15-33	116-28324-00	23-37	136-25384-00	6-17	137-18557-00
18-74	116-28324-00	24-38	136-25384-00	21-13	137-21767-00
21- 8	116-28324-00	13- 6	137-13125-00	18-45	137-23454-00
25-48	116-28324-00	13-14	137-13127-00	20-15	137-24513-00
26- 7	116-82150-00	13-28	137-13128-00	20-11	137-24518-00
26- 8	116-82151-00	13- 3	137-13129-00	23-21	137-25133-00
26-13	116-82511-00	13-12	137-13134-00	24-18	137-25133-00
24-43	116-83931-00	13-13	137-13135-00	23-18	137-25153-00
1-12	120-15371-00	13-25	137-13136-00	24-37	137-25385-00
14-12	120-81331-20	13-21	137-13137-00	18-53	141-23427-00
18-30	122-23346-00	13-23	137-13138-00	16-12	141-82596-00
18-41	122-23411-00	13-17	137-13141-00	20-23	143-24199-00
18-42	122-23412-00	13-16	137-13142-00	20-17	143-24356-00
18-44	122-23416-00	13-26	137-13147-00	24-15	148-25353-00
20- 2	122-24610-01	13- 2	137-13148-00	8- 9	150-17219-00
25-25	122-83416-10	13-33	137-13165-00	7-13	150-18138-00
25-37	122-84514-30	13-48	137-13165-00	19-21	150-26249-00
13-36	126-13116-00	13-32	137-13167-00	3- 6	152-11685-00
11-25	127-14124-20	13-49	137-13167-00	11-28	152-14123-00
11-27	127-14134-00	13-31	137-13169-00	5- 3	152-17226-00
11-38	132-14146-00	13-39	137-13176-00	5-37	152-17463-00
11-29	132-14171-00	13-35	137-13187-00	13-20	156-13145-00
11-35	132-14173-00	11-22	137-14133-00	11-30	156-14135-00
		11- 8	137-14143-28	3-21	156-16174-00
8-24	132-15644-00	11- 8	137-14143-30	4-14	156-16174-00
4-23	132-16346-00	11- 8	137-14143-32	5-15	156-17417-00
5- 9	132-17216-00	11- 8	137-14143-34	5-30	156-17429-00
8-19	132-17414-00	11- 6	137-14153-00	5-36	156-17464-01
				18-38	156-23411-00

NUMERICAL INDEX

Ref No.	Parts No.	Ref No.	Parts No.	Ref No.	Parts No.
18-39	156-23412-00	25-38	168-84721-60	3- 7	214-11631-10
18-54	156-23418-00	25-39	168-84721-60	3- 7	214-11631-20
20-18	156-24181-00	11-31	170-14178-00	3- 9	214-11633-00
24-51	156-27237-00	10-11	170-14455-00		
17-10	156-27317-00	4-19	170-16154-02	3- 3	214-11651-00
15-27	156-83524-00	4-18	170-16164-00		
15-28	156-83525-00	4-12	174-16356-00	3- 4	214-11681-00
18-64	156-83525-00	12-10	178-14766-00	13- 0-1	214-13101-01
22- 7	156-83525-00	24-52	180-27236-00	13- 1	214-13110-01
25-32	156-83525-00	11-36	183-14197-00	13- 4	214-13120-00
8-26	164-17417-00	15-13	183-22143-00	13- 9	214-13131-01
11-18	164-14137-00	23-28	183-25146-00	13-47	214-13161-02
18-37	164-23462-00	11- 1	193-14142-35	13-50	214-13162-00
26-19	166-82370-20	25-40	193-84724-00	13-51	214-13164-00
13-22	168-13144-00	25- 9	195-84325-00	13-52	214-13174-01
11-17	168-14116-01	25-11	198-84334-60	13-37	214-13175-01
11-20	168-14131-00	11-23	204-14122-00	13-53	214-13178-01
11-33	168-14179-00	24-53	206-27238-00	10-12	214-13555-00
11-14	168-14184-00	11-16	211-14112-25	10-13	214-13556-00
11- 2	168-14190-20	20-20	211-24161-00	10-14	214-13558-00
8-15	168-15643-00	1-23	214-11161-00	11- 0-1	214-14101-61
8-18	168-15653-00	1-21	214-11171-00	11-19	214-14136-00
8-22	168-15676-00	1-22	214-11175-00	11- 4	214-14141-32
8-21	168-15675-00	1-19	214-11181-01	11- 5	214-14145-00
4- 7	168-16321-00	1-24	214-11197-00	11- 7	214-14147-00
4- 8	168-16325-00	1-25	214-11198-00	11-21	214-14158-01
4- 6	168-16367-00	1-17	214-11351-00	11- 9	214-14166-00
5-26	168-17116-00	1-16	214-11361-00	11-32	214-14175-00
5-31	168-17428-01	3- 0-1	214-11400-01	11-15	214-14181-00
6-13	168-18552-00	3- 1	214-11412-01	11-11	214-14185-00
25-51	168-21738-00	3- 2	214-11422-00	11-12	214-14187-00
18-10	168-23125-01	3-23	214-11545-01	11- 3	214-14195-00
18-13	168-23145-00	3-17	214-11555-01	11-37	214-14197-00
18-11	168-23147-01	3-15	214-11557-01	11-10	214-14198-00
24-41	168-25379-00	3-11	214-11601-02	10- 1	214-14411-01
19-30	168-26344-00	3-11	214-11601-12	10- 2	214-14451-01
25-13	168-84328-60	3-11	214-11601-22	10-10	214-14453-01
26-31	168-83936-01	3- 7	214-11631-00	10- 9	214-14455-01

NUMERICAL INDEX

Ref No.	Parts No.	Ref No.	Parts No.	Ref No.	Parts No.
12- 1	214-14610-00	8-12	214-15665-00	5-35	214-17461-30
12-12	214-14612-00	8-30	214-15668-00	5-35	214-17461-40
12-11	214-14613-00	8-20	214-15671-00	5-35	214-17461-50
12-15	214-14683-01	8-31	214-15674-00	5-35	214-17461-60
12- 7	214-14718-00	8-11	214-15676-00	5-34	214-17462-00
12- 3	214-14746-01	8-33	214-15684-00	5-16	214-17474-00
12- 2	214-14753-00	8-32	214-15686-00	5-20	214-17481-00
12-16	214-14763-02	3-19	214-16111-00	9-11	214-17812-00
12- 9	214-14766-00	4-15	214-16119-00	9-10	214-17815-00
12-20	214-14771-00	4- 1	214-16150-00	9- 1	214-17861-00
12-17	214-14793-01	4-16	214-16181-00	9- 4	214-17830-00
1- 1	214-15111-01	4- 0-1	214-16301-01	9- 3	214-17837-00
1- 2	214-15121-04	4- 4	214-16324-00	9- 6	214-17841-01
1-15	214-15351-00	4- 5	214-16332-00	9- 9	214-17847-00
1-13	214-15373-00	2-21	214-16340-00	7- 1	214-18111-01
1- 8	214-15385-00	4-27	214-16343-00	7- 8	214-18121-01
2- 1	214-15411-00	4-28	214-16344-00	6-22	214-18123-00
2-10	214-15416-00	4- 9	214-16351-00	7- 7	214-18124-00
2- 3	214-15417-00	4-20	214-16357-00	7- 6	214-18125-00
2- 2	214-15421-01	4- 3	214-16371-01	6-19	214-18128-00
2- 9	214-15431-01	4-25	214-16379-00	7-14	214-18129-00
2- 7	214-15451-00	4-24	214-16389-00	7- 4	214-18131-00
2- 8	214-15461-00	9- 5	214-17811-01	7-17	214-18139-00
1- 9	214-15492-00	5- 5	214-17131-01	6-24	214-18151-00
8- 0-1	214-15610-01	5-22	214-17131-01	6-23	214-18152-00
8- 1	214-15611-01	5- 8	214-17121-01	6-26	214-18178-00
8- 2	214-15612-01	5- 2	214-17141-00	6-27	214-18179-00
8- 4	214-15616-00	5-25	214-17211-00	7- 9	214-18186-00
8- 5	214-15617-00	5- 6	214-17216-00	6-20	214-18188-00
8- 6	214-15618-00	5-29	214-17216-00	6-12	214-18511-00
8- 3	214-15625-01	5-21	214-17221-00	6- 2	214-18512-00
8-29	214-15631-00	5- 7	214-17231-01	6- 3	214-18513-00
8-17	214-15641-00	5-23	214-17231-01	6- 1	214-18531-00
8-28	214-15651-00	5-24	214-17241-00	6-14	214-18533-00
8-14	214-15653-00	5- 0-1	214-17401-00	6- 8	214-18541-01
8-16	214-15661-00	5- 0-2	214-17402-00	6- 5	214-18552-00
2-12	214-15363-00	5- 1	214-17411-00	6-10	214-18561-00
8-13	214-15664-00	5-19	214-17421-00	15- 1	214-21110-03

NUMERICAL INDEX

Ref No.	Parts No.	Ref No.	Parts No.	Ref No.	Parts No.
15-34	214-21170-00	21-15	214-21766-00	18-16	214-23155-00
15-24	214-21240-10	21-12	214-21768-00	18-15	214-23156-00
15-40	214-21268-00	21-14	214-21769-00	18-34	214-23158-00
15- 3	214-21433-00	21- 3	214-21771-00	18-21	214-23163-00
15- 6	214-21459-01	21- 3-1	214-21772-00	18-17	214-23165-00
15- 2	214-21471-00	15-42	214-21779-00	18- 5	214-23170-00
15-10	214-21481-00	21-11	214-21779-00	18- 4	214-23171-00
15-11	214-21482-00	21-18	214-21787-00	18-32	214-23318-00
15- 7	214-21483-00	16- 1	214-22110-02-33	18-29	214-23340-00
15-12	214-21484-01	16- 5	214-22123-00	18-55	214-23419-01
15- 8	214-21494-00	16- 4	214-22124-00	18-62	214-23421-02
18-66	214-21510-00-35	16- 3	214-22126-00	18-61	214-23422-01
18-67	214-21512-00	16- 6	214-22127-00	18-63	214-23423-00
18-68	214-21513-00	16- 8	214-22128-00	18-46	214-23435-01
18-69	214-21514-00	16- 2	214-22141-00	18-56	214-23441-00
15-15	214-21610-01-35	16-10	214-22143-00	18-57	214-23442-01
15-21	214-21615-00	15-37	214-22210-10	18-51	214-23443-00
10- 6	214-21633-00	15-38	214-22241-00	18-52	214-23451-00
15-17	214-21633-00	15-39	214-22242-00	20- 1	214-24110-03-01
15-30	214-21633-00	16-11	214-22311-00-35	20-14	214-24143-00
18-71	214-21633-00	16-13	214-22317-00	20-22	214-24173-00
21- 5	214-21633-00	16-16	214-22318-01-33	20-19	214-24184-00
25-47	214-21633-00	18-28	214-23111-01	20-16	214-24311-00
15-16	214-21638-00	18-27	214-23112-00	20- 3	214-24500-00
21- 4	214-21638-00	18-26	214-23114-00	20- 9	214-24512-00
15-22	214-21639-00	18-25	214-23115-00	20- 5	214-24515-00
15-23	214-21649-00	18-22	214-23116-00	20- 7	214-24521-00
21- 1	214-21705-00-01	18- 9	214-23118-00	20- 6	214-24522-00
10- 5	214-21717-00	18-23	214-23121-01-52	20- 4	214-24523-00
15-29	214-21717-00	18- 7	214-23124-00	20-10	214-24524-00
18-70	214-21717-00	18- 1	214-23126-00-35	20-12	214-24525-00
21- 9	214-21717-00	18-12	214-23127-00	20-13	214-24535-00
25-46	214-21717-00	18-24	214-23131-01-52	20- 8	214-24524-00
21-17	214-21745-00	18- 2	214-23136-00-35	22- 1	214-24710-00
15-35	214-21746-00	18- 6	214-23141-00	22- 1-1	214-24711-00
21-10	214-21746-00	18- 8	214-23142-00	22- 9	214-24718-00
15-26	214-21747-00	18-18	214-23144-00	22-15	214-24724-00
21- 2	214-21761-00	18-14	214-23146-00	22- 2	214-24726-00

NUMERICAL INDEX

Ref No.	Parts No.	Ref No.	Parts No.	Ref No.	Parts No.
22-12	214-24727-00	24-27	214-25387-00	17- 5	214-47418-00
22- 8	214-24728-00	24-24	214-25388-00	17- 2	214-27421-00
22-17	214-24745-00	24-56	214-25394-00	17- 4	214-47426-00
22-11	214-24758-00	24-31	214-25411-00	15-36	214-28100-01
22-10	214-24776-00	24-30	214-25412-00	14- 0-1	214-81300-22
22-16	214-24778-00	24-29	214-25440-10	14- 2	214-81312-21
23- 2	214-25104-00	24-29	214-25441-10	14- 3	214-81313-21
23- 1	214-25111-00	24-29	214-25442-10	14- 4	214-81314-21
23- 7	214-25117-00	24-29	214-25443-10	14- 7	214-81321-20
23-34	214-25118-00	24-29	214-25444-10	14-10	214-81326-20
23-16	214-25121-00	24-29	214-25445-10	14-15	214-81332-21
23-20	214-25130-00	24-29	214-25446-10	14- 1	214-81350-22
24-17	214-25130-00	24-29	214-25447-10	26- 9	214-81970-20
23-15	214-25135-00	24-29	214-25448-10	26- 1	214-82110-10
23-27	214-25138-00	24-29	214-25449-10	26- 3	214-82112-00
23-13	214-25147-00	24-29	214-25450-10	26- 6	214-82121-00
23-14	214-25149-00	19- 1	214-26111-00	26- 4	214-82122-00
23-17	214-25151-00	19-20	214-26243-00	26- 2	214-82124-00
23-22	214-25155-00	19-25	214-26261-00	26- 5	214-82131-00
23-33	214-25181-01	19-17	214-26281-00	26-16	214-82310-40
23-36	214-25182-01	19-18	214-26282-00	26-12	214-82506-20
24-39	214-25182-01	19-24	214-26311-00	26-21	214-82530-00
24-39	214-25194-00	19-26	214-26312-00	26-22	214-82537-00
24- 2	214-25304-00	19-27	214-26321-00	26-33	214-82599-00
24- 1	214-25311-00	19-28	214-26335-00	19- 0-1	214-82910-00
24- 7	214-25317-00	19-31	214-26337-00	19- 2	214-82911-00
24-13	214-25321-00	19-32	214-26341-00	26-25	214-83371-10
24-14	214-25351-00	19-29	214-26346-00	25-29	214-83519-00
24-19	214-25355-00	17-14	214-27211-00	25-30	214-83523-00
24-12	214-25364-00	17-16	214-27212-00	25-31	214-83524-00
24-28	214-25366-00	17-17	214-27213-00	25-33	214-83528-00
24-36	214-25367-00	17-18	214-27216-00	25-26	214-83536-30
24-46	214-25371-00	17-19	214-27231-00	25-27	214-83550-00
24-47	214-25373-00	17- 9	214-27311-00	25-28	214-83560-00
24-35	214-25376-00	17- 3	214-27413-00	19- 4	214-83912-00
24-23	214-25377-00	17-13	214-27316-00	19- 6	214-83915-00
24-22	214-25381-00	17- 1	214-27411-00	26-28	214-83974-00
24-25	214-25383-00	17- 6	214-27417-00	26-29	214-83975-00

NUMERICAL INDEX

Ref No.	Parts No.	Ref No.	Parts No.	Ref No.	Parts No.
25- 0-1	214-84100-61-52	11-24	802-14161-00	22- 5	91502-05055
25- 1	214-84111-61-52	11-26	802-14169-00	13-18	91608-20010
25- 5	214-84112-61	7- 3	91101-06020	1- 3	91800-05016
25- 4	214-84114-60	25-45	91101-06035	2-16	91800-05016
25- 3	214-84115-61	12-13	91102-06020	12- 8	91903-06012
25- 2	214-84120-61	9-12	91201-06010	10- 3	92501-06010
25-10	214-84141-61	22-13	91201-06010	12- 4	92501-06010
25-17	214-84150-60	15- 4	91201-06012	25-42	92501-06010
25-21	214-84153-60	18-75	91201-06012	14-16	92501-06015
25-22	214-84154-60	26-26	91201-06012	15-31	92501-06025
25-18	214-84157-60	12-21	91201-06015	24-44	92501-06020
25-19	214-84158-60	10- 7	91201-06020	2-11	92501-06030
25- 6	214-84159-61	16-17	91201-06020	2-14	92501-06030
25- 0-2	214-84510-61	18-72	91201-06020	2-15	92501-06040
25-36	214-84511-61	15-18	91201-06025	1- 5	92501-06045
25-44	214-84517-00	17-15	91201-06025	2- 5	92501-06050
25-43	214-84551-61-35	21- 6	91201-06025	2- 6	92501-06050
25-52	214-84553-01	12- 8	91201-06030	1- 6	93501-06055
25-53	214-84554-00	18-35	91201-08030	1- 4	92501-06065
1-20	233-11111-00	23-23	91201-06030	2-13	92501-06065
1-18	233-11311-00	25-34	91201-06030	1- 7	92501-06100
18- 0-1	233-23100-00-52	22- 3	91202-06012	7-10	92801-06100
18-19	233-23122-00	19- 4	91203-06020	12-24	92801-06100
18-20	233-23132-00	19-12	91203-06020	16-18	92801-06100
26-34	233-81990-20	24-20	91203-06025	18-73	92801-06100
26-35	233-81991-00	18-33	91312-08020	23-24	92801-06100
26-36	233-81992-00	4-26	91401-10010	25-54	92801-06100
26-32	233-82590-21	13-29	91401-12018	19- 7	92802-06500
19- 0-2	233-82920-30	17-22	91401-20012	19-15	92802-06500
19-10	233-82921-30	18-65	91401-20015	15-24	92802-06100
25-24	233-83540-00	17-12	91401-20018	18-58	92802-10100
25-23	233-83570-30	6- 6	91401-25018	25-49	92803-06700
19-14	233-83915-00	23-38	91401-30028	11-40	92801-04100
19-11	233-83922-31	24-40	91401-30028	14- 6	92901-04100
19-23	233-83980-30	19- 8	91402-12012	14- 9	92901-04200
18-80	233-85111-00	19-16	21402-12015	25-14	92901-04200
19- 9	235-26241-00	24-50	91402-20012	1-11	92901-05100
19-22	235-26242-00	17-20	91501-06016	6-29	92901-05100
3-10	604-11634-00				

NUMERICAL INDEX

Ref No.	Parts No.	Ref No.	Parts No.	Ref No.	Parts No.
18-81	92901-05100	15-14	92901-08100	3-20	93210-25070
26-11	92901-05100	16-22	92901-08100	16- 7	93210-26099
26-15	92901-05100	17- 8	92901-08100	24-11	93210-42101
26-18	92901-05100	18-70	92901-08100	4- 2	93211-20102
26-24	92901-05100	16-26	92901-08200	23- 9	93306-20201
26-39	92901-05100	16-25	92901-08100	23-11	93306-20203
18-82	92901-05200	18-36	92901-08100	24- 9	93306-20203
10- 4	92901-06100	18-49	92901-08100	5-38	93306-20303
7-11	92901-06100	24-49	92901-08100	24-32	93306-20404
9-13	92901-06100	15- 9	92901-10100	5-17	93306-20508
12- 5	92901-06100	18-31	92901-10100	3-12	93306-30602
12-14	92901-06100	16- 9	92901-12100	5-32	93306-30506
12-19	92901-06100	3-16	92901-12100	3- 8	93310-21824
12-22	92901-06100	25-20	92901-12300	3- 5	93310-52429
14-17	92901-06100	3-22	92901-18100	5-12	93315-22004
15- 5	92901-06100	15-41	92902-06200	4-17	93341-23305
15-19	92901-06100	18-59	92902-10100	5-10	93410-19015
15-32	92901-06100	22- 4	92902-06100	5-27	93410-19015
16-19	92901-06100	22-14	92902-06200	8-10	93410-20009
18-76	92901-06100	22- 6	92902-05200	8-23	93410-15005
19- 5	92901-06100	13-27	93101-10001	8-25	93410-15005
19-13	92901-06100	13-40	93101-10002	23-12	93410-22014
21- 7	92901-06100	7- 5	93101-12004	5-13	93420-26024
23-25	92901-06100	8- 8	93101-20008	18- 3	93420-28025
24-45	92901-06100	23-10	93102-20009	24-33	93420-47008
25-41	92901-06100	24-34	93102-28022	3-13	93420-72023
25-50	92901-06100	5-33	93102-35054	6-25	93430-07012
26-27	92901-06100	3-14	93103-30044	13-41	93430-08006
12- 6	92901-06200	3-18	93103-30044	9- 2	93430-09019
12-23	92901-06200	5-14	93104-07022	6-21	93430-09019
16-20	92901-06200	13- 8	93104-06021	6- 7	93430-10016
17-21	92901-06200	23-30	93104-07003	7-12	93430-10016
23-26	92901-06200	13-15	93104-14004	13-11	93440-08001
24-54	92901-06200	24-10	93104-44024	5- 4	93440-25008
25-35	92901-06200	23-19	93105-50010	5-28	93440-25008
25-55	92901-06200	9- 8	93210-07100	5-39	93450-40001
10-16	92901-08100	9- 7	93210-13016	5-18	93450-52005
13-45	92901-08400	23-31	93210-13017	18-40	93501-04011

NUMERICAL INDEX

Ref No.	Parts No.	Ref No.	Parts No.	Ref No.	Parts No.
18-43	93503-16003	1-10	98501-05010		
4-13	93505-16006	6-28	98501-05010		
13-30	93505-32002	16-14	98501-05010		
13- 5	93602-04029	26-10	98501-05010		
13-10	93603-12030	2- 4	98501-05015		
13-38	93603-22028	13-46	98501-05015		
6- 9	93604-14012	26-17	98501-05020		
23-40	93700-06001	26-37	98501-05030		
24-21	93700-06001	19-19	98503-05020		
23- 4	94132-19063	25- 7	98503-05012		
24- 4	94140-18062	26-30	98503-05015		
23- 5	94232-19029	6-11	98701-05015		
24- 5	94240-18024	25-12	98801-04300		
23- 6	94332-19021	13-24	98801-05200		
24- 6	94340-18022	26-38	98801-05200		
23- 3	94416-19035	25- 8	98801-05300		
24- 3	94418-18036	10-15	98801-08100		
24-55	94515-20100	16-24	98801-08100		
24-55-1	94615-20001	7-16	98801-08300		
26-20	94700-00010	13-44	98801-08300		
17- 7	97101-08020	24-48	98801-08300		
18-78	97103-08015	17-11	98801-08500		
18-50	97103-08030	18-77	98802-08200		
18-60	97103-08030	24-42	98803-08300		
18-47	97103-08045	18-48	98803-08700		
16-21	97201-08015				
16-23	97201-08020				
8- 7	97201-08030				
14- 8	98301-04012				
14-14	98501-04006				
13-19	98501-04008				
13-34	98501-04008				
20-21	98501-04008				
14-11	98501-04010				
11-39	98501-04015				
14- 5	98501-04025				
26-14	98501-05008				
26-23	98501-05008				

www.legends-yamaha-enduros.com

First edition, Oct., '68

YAMAHA DT-1B PARTS LIST

YAMAHA MOTOR CO., LTD.

HAMAKITA JAPAN

MOTORCYCLE PARTS-NEWS

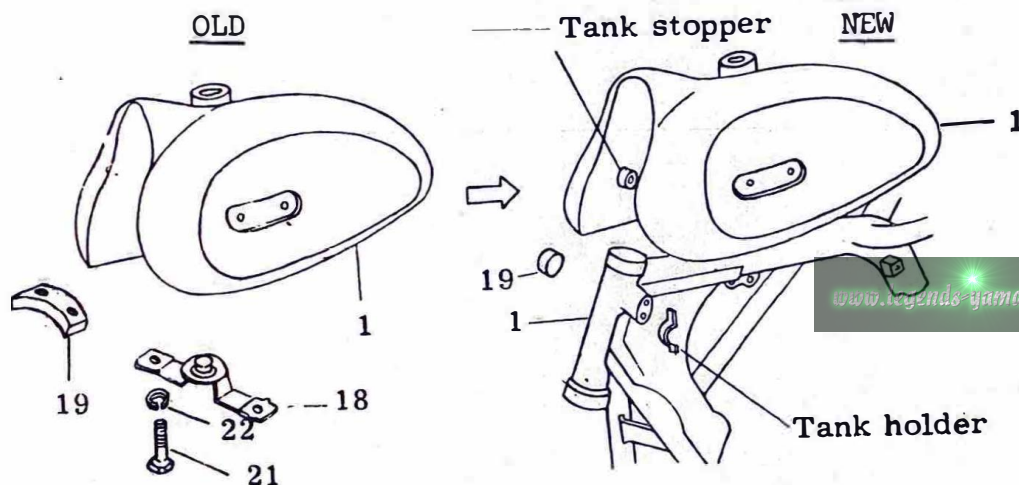
NUMBER
233

YAMAHA INTERNATIONAL CORPORATION
MONTEBELLO, CALIFORNIA

DATE 11/8/68

DT1(B) FUEL/FRAME MOUNTING (PARTS BOOK REF. NO. 20)

To provide a stronger method of securing the fuel tank to the frame, the factory has adopted the standard method used on all other Yamaha models. They have done away with the tank stay assembly that was previously used (No. 18 in the fig. below).



REF. NO.	PART NAME	OLD PART NO.	NEW PART NO.	QUANTITY	PRICE	DISC.
15-1	Frame	214-21110-00	- - - - -	1	\$120.00	50%
20-1	Fuel Tank	214-24110-00	- - - - -	1	\$36.00	50%
20-18	Stay, Fuel Tank	214-24115-00	- - - - -	1	\$3.20	50%
20-19	Damper	214-24183-00	- - - - -	1	.32	50%
20-21	Bolt	91202-06015	- - - - -	2	.04	50%
20-22	Washer	92902-06200	- - - - -	2	.02	50%
15-1-1	Frame	- - - - -	214-21110-03	1	\$120.00	50%
20-1-1	Fuel Tank (Pearl White)	- - - - -	214-24110-03-46	1	\$36.00	50%
20-19-1	Damper	- - - - -	156-24181-00	2	.20	50%

INTERCHANGEABILITY: Must be replaced as a set, including frame and fuel tank, up to and including engine Number 13000.

These parts are stock items on all DTI's after engine Number 13000. The motorcycles after engine Number 15000 are DTIB's, and the color of the tank is changed from Pearl White to Candy Gold.

MOTORCYCLE PARTS NEWS

NUMBER
232

YAMAHA INTERNATIONAL CORPORATION
MONTEBELLO, CALIFORNIA
DATE 11/8/68

CREDITS ON RETURNED PARTS

In order to expedite the issuance of credits, we would appreciate your complying with the following procedure:

1. On a regular parts order form, detail the parts you are returning.
2. Make sure to reference each item to the original order number against which they were shipped to you.
3. Do not forget to write 'RETURNED FOR CREDIT' at the top of the order.
4. Specify if:

Defective

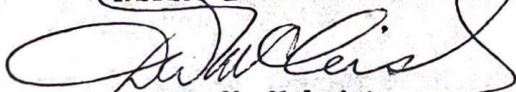
Shipping Error (Ours)

Ordering Error (Yours)

5. SEND BLUE, PINK AND YELLOW COPIES TO US WITH THE PARTS YOU ARE RETURNING - PLEASE KEEP THE WHITE COPY ONLY FOR YOUR RECORDS.

This Parts News supersedes any other Memo or Parts News pertaining to Returns for Credit.

YAMAHA INTERNATIONAL CORPORATION



Duncan W. McLeish
National Distribution Manager

JEL/11/12/68

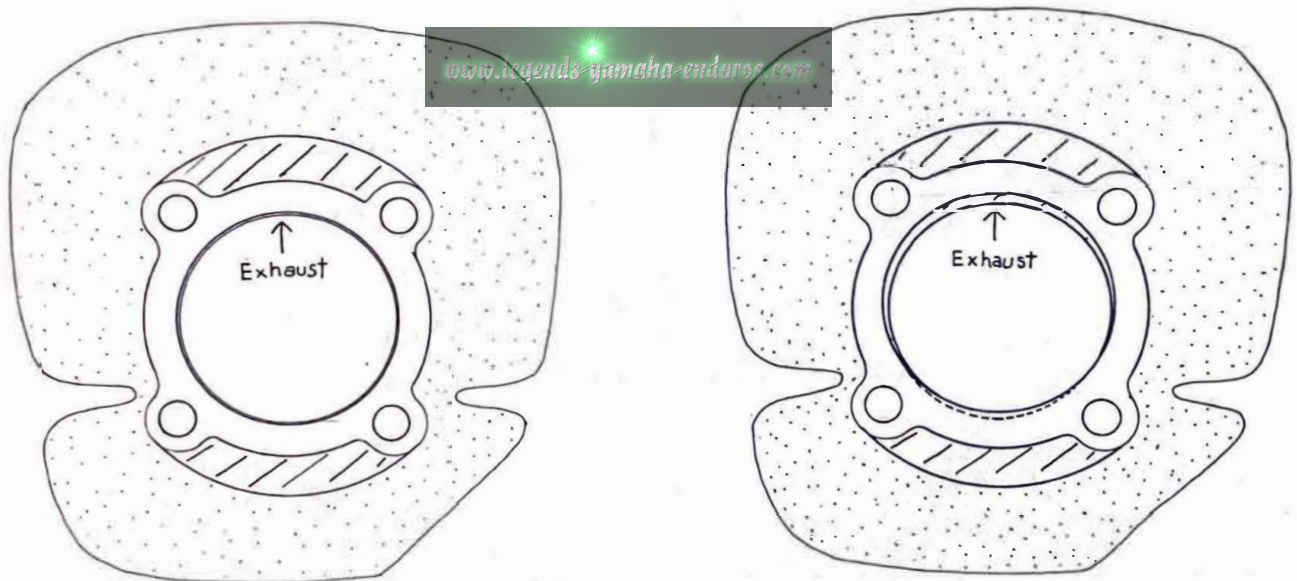
MOTORCYCLE SERVICE NEWS

NUMBER
206

PAGE
I

YAMAHA INTERNATIONAL CORPORATION
MONTEBELLO, CALIFORNIA
DATE 11/8/68

DT1 HEAD GASKET CORRECT ASSEMBLY PROCEDURE



#1 Gasket installed correctly.
Stud holes line up.
Cylinder bore & gasket I.D.
are concentric.

#2 Gasket installed incorrectly.
Stud holes lined up but gasket pro-
truding into combustion chamber,
intake port side.

There have been some DT1B's with the head gasket installed incorrectly by the factory. This fact has been brought to our attention by one of our alert and conscientious mechanics who was performing the routine set-up procedures and removed the head for timing purposes.

Since you have been urged to time each and every new machine before it is put into service, this matter will not require any additional labor on your part to watch for or correct. This bulletin is issued to make you aware of the fact that the DT1 head gasket, unlike our other models, can be installed incorrectly either by the factory or another mechanic.



YAMAHA MOTOR CO., LTD.

PRINTED IN JAPAN

www.legends-yamaha-enduros.com