

MODEL **MX125B**

NOTICE

ALL PART NUMBERS CONTAINED IN THIS CATALOGUE ARE COMPRISED OF TEN DIGITS. WHEN ORDERING, PLEASE ADD TWO ZEROS TO THE END OF EACH PART NUMBER REQUIRED TO CONVERT THE TEN DIGITS INTO THE NEW TWELVE DIGIT NUMBERS.

This Parts List is for the exclusive parts for the MX125B. Please refer to MX125 Parts List for the parts not listed in this publication.

www.legends-yamaha-enduros.com

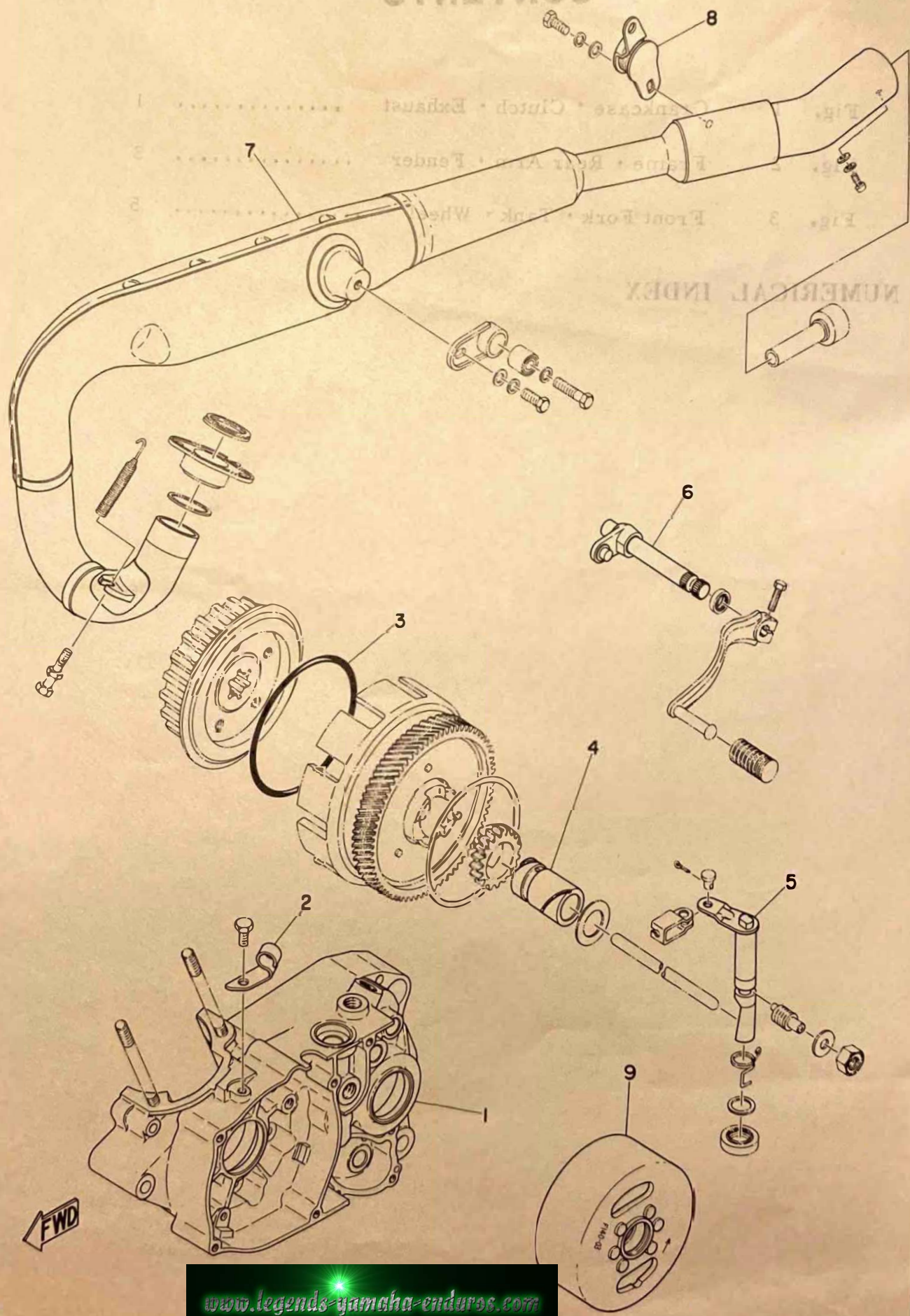
CONTENTS

Fig. 1	Crankcase • Clutch • Exhaust	1
Fig. 2	Frame • Rear Arm • Fender	3
Fig. 3	Front Fork • Tank • Wheel	5

NUMERICAL INDEX

Fig. 1 CRANKCASE · CLUTCH · EXHAUST

CONTENTS

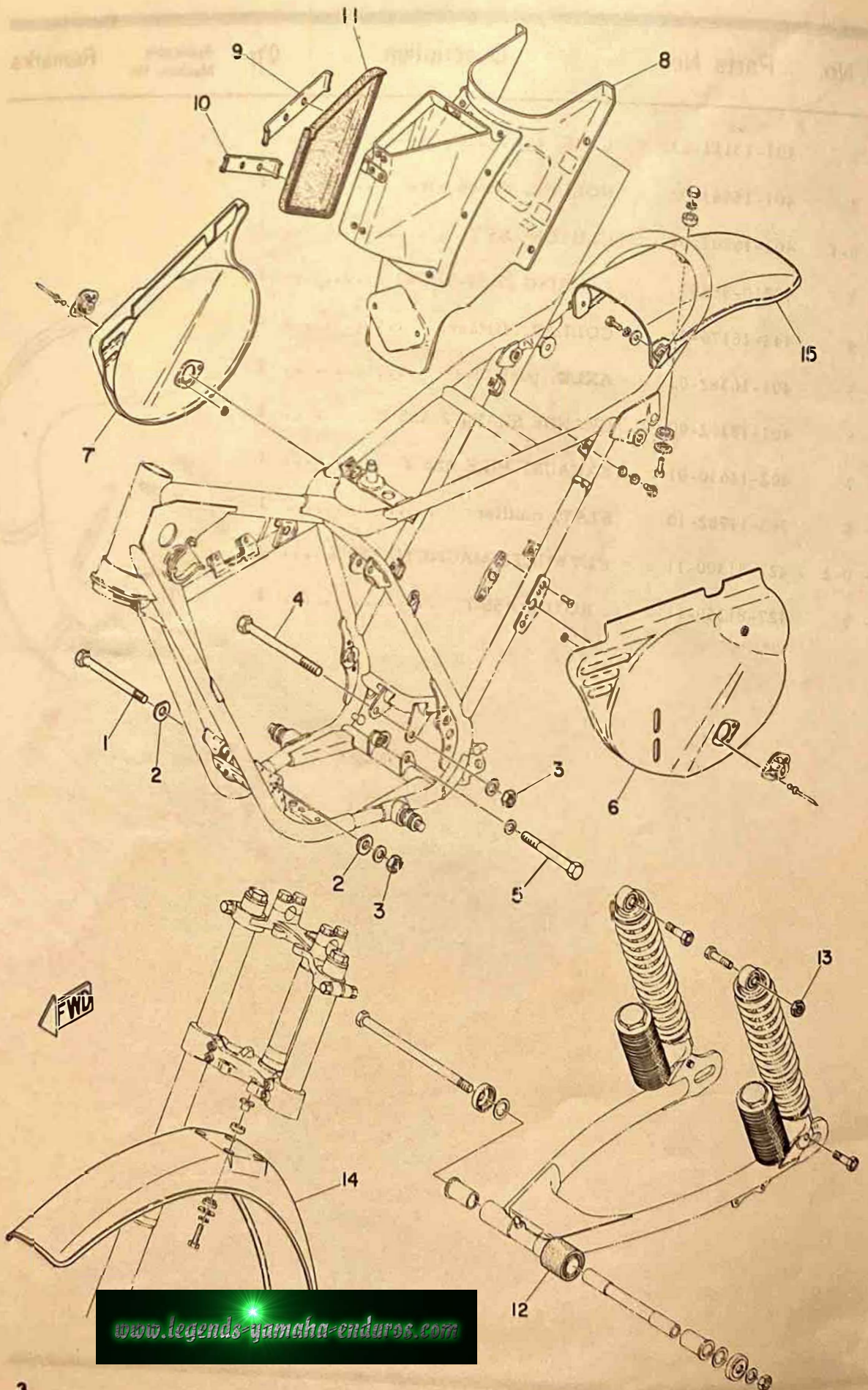


CRANKCASE · CLUTCH · EXHAUST

Ref. No.	Parts No.	Description	Q'ty	Applicable Machine No.	Remarks
1- 1	401-15111-03	CASE, crank left	1		
1- 2	401-15441-02	HOLDER, clutch wire	1		
1- 0-1	401-16301-01	CLUTCH ASS'Y	1		
1- 3	93210-98202	. O-RING (5.33-97.76)	1		
1- 4	443-16176-01	COLLAR, distance	1		
1- 5	401-16382-02	AXLE, push lever	1		
1- 6	401-18102-00	CHANGE SHAFT 2 ASS'Y	1		
1- 7	402-14610-01	EXHAUST PIPE ASS'Y	1		
1- 8	363-14782-10	STAY, muffler	1		
1- 0-2	427-81300-11	FLYWHEEL MAGNETO ASS'Y	1		
1- 9	427-81350-11	. ROTOR ASS'Y	1		

www.legends-yamaha-enduros.com

Fig. 2 FRAME · REAR ARM · FENDER

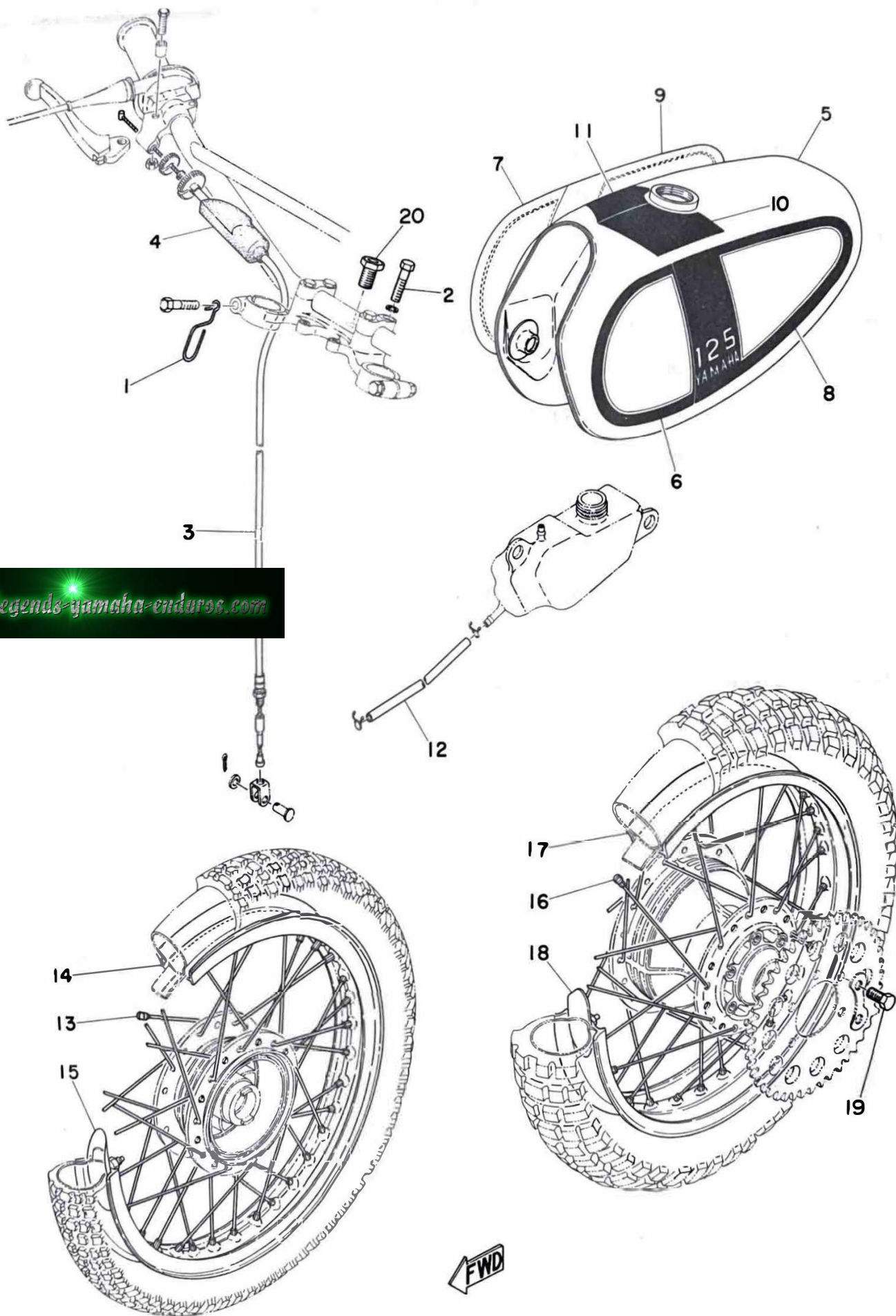


FRAME · REAR ARM · FENDER

Ref. No.	Parts No.	Description	Q'ty	Applicable Machine No.	Remarks
2- 1	90109-08255	BOLT, engine mounting 1	1		
2- 2	90209-08050	WASHER 1	2		
2- 3	90185-08039	NUT U	2		
2- 4	90109-08348	BOLT, hexagon	1		
2- 5	90109-10346	BOLT, hexagon	1		
2- 6	401-21711-00-04	COVER, side left	1		Clean White
2- 7	453-21721-00	COVER, side right	1		
2- 8	402-21240-00	BOX COMP., air cleaner	1		
2- 9	402-21256-00	. PATCH 1	1		
2-10	402-21257-00	. PATCH 2	1		
2-11	402-21269-00	. SEAL	1		
2-12	443-22151-00	SEAL, guard	1		
2-13	90185-10037	NUT U	1		
2-14	453-21511-00	FENDER, front	1		
2-15	453-21611-00	FENDER, rear	1		

www.legends-yamaha-enduros.com

Fig. 3 FRONT FORK · TANK · WHEEL



← FWD

FRONT FORK · TANK · WHEEL

Ref. No.	Parts No.	Description	Q'ty	Applicable Machine No.	Remarks
3- 1	434-23319-00	HOLDER, wire	1		
3- 2	90101-08131	BOLT	4		
3- 3	401-26341-00	WIRE, brake front	1		
3- 4	382-26372-01	. COVER, lever	1		
3- 5	401-24110-00-06	FUEL TANK COMP.	1		Clean White
3- 6	402-24244-10	. GRAPHIC, fuel tank 1	1		
3- 7	402-24245-10	. GRAPHIC, fuel tank 2	1		
3- 8	402-24246-10	. GRAPHIC, fuel tank 3	1		
3- 9	402-24247-10	. GRAPHIC, fuel tank 4	1		
3-10	427-24248-10	. GRAPHIC, feul tank 5	1		
3-11	427-24249-10	. GRAPHIC, feul tank 6	1		
3-12	90445-09251	HOSE (5-350)	1		
3-13	345-25104-00	SPOKE SET	1s		
3-14	94416-21128	RIM, front (1.60-21A1)	1		
3-15	214-25194-00	SPACER, bead	2		
3-16	401-25304-00	SPOKE SET	1s		
3-17	94418-18127	RIM, rear (1.85-18A1)	1		
3-18	214-25394-00	SPACER, bead	2		
3-19	90109-08027	BOLT	6		
3-20	90109-14235	BOLT	1		

www.legends-yamaha-enduros.com

NUMERICAL INDEX

Ref No.	Parts No.	Ref No.	Parts No.	Ref No.	Parts No.
3-15	214-25194-00	3-20	90109-14235		
3-18	214-25394-00	2- 3	90185-08039		
3-13	345-25104-00	2-13	90185-10037		
1- 8	363-14782-10	2- 2	90209-08050		
3- 4	382-26372-01	3-12	90445-09251		
1- 1	401-15111-03	1- 3	93210-98202		
1- 2	401-15441-02	3-14	94416-21128		
1- 0-1	401-16301-01	3-17	94418-18127		
1- 5	401-16382-02				
1- 6	401-18102-00				
2- 6	401-21711-00-04				
3- 5	401-24110-00-06				
3-16	401-25304-00				
3- 3	401-26341-00				
1- 7	402-14610-01				
2- 8	402-21240-00				
2- 9	402-21256-00				
2-10	402-21257-00				
2-11	402-21269-00				
3- 6	402-24244-10				
3- 7	402-24245-10				
3- 8	402-24246-10				
3- 9	402-24247-10				
3-10	427-24248-10				
3-11	427-24249-10				
1- 0-2	427-81300-11				
1- 9	427-81350-11				
3- 1	434-23319-00				
1- 4	443-16176-01				
2-12	443-22151-00				
2-14	453-21511-00				
2-15	453-21611-00				
2- 7	453-21721-00				
3- 2	90101-08131				
3-19	90109-08027				
2- 1	90109-08255				
2- 4	90109-08348				
2- 5	90109-10346				

www.legends-yamaha-enduros.com

www.legends-yamaha-enduros.com



YAMAHA MOTOR CO., LTD.

PRINTED IN JAPAN

First edition Feb., 1974

(LIT-10014-02-01)(402-28198-80)