



# YAMAHA

## PARTS LIST

**MODEL JT2**

**MODEL JT2-MX**

**NOTICE**

ALL PART NUMBERS CONTAINED IN THIS CATALOGUE ARE COMPRISED OF TEN DIGITS. WHEN ORDERING, PLEASE ADD TWO ZEROS TO THE END OF EACH PART NUMBER REQUIRED TO CONVERT THE TEN DIGITS INTO THE NEW TWELVE DIGIT NUMBERS.

**YAMAHA MOTOR CO., LTD.**

1. The first part of the document is a list of names and titles, including the names of the authors and the titles of the papers. This list is followed by a table of contents, which provides a summary of the papers and their page numbers.


# **YAMAHA**

## **PARTS LIST**


**MODEL JT2**

**MODEL JT2-MX**





JT2



JT2-MX

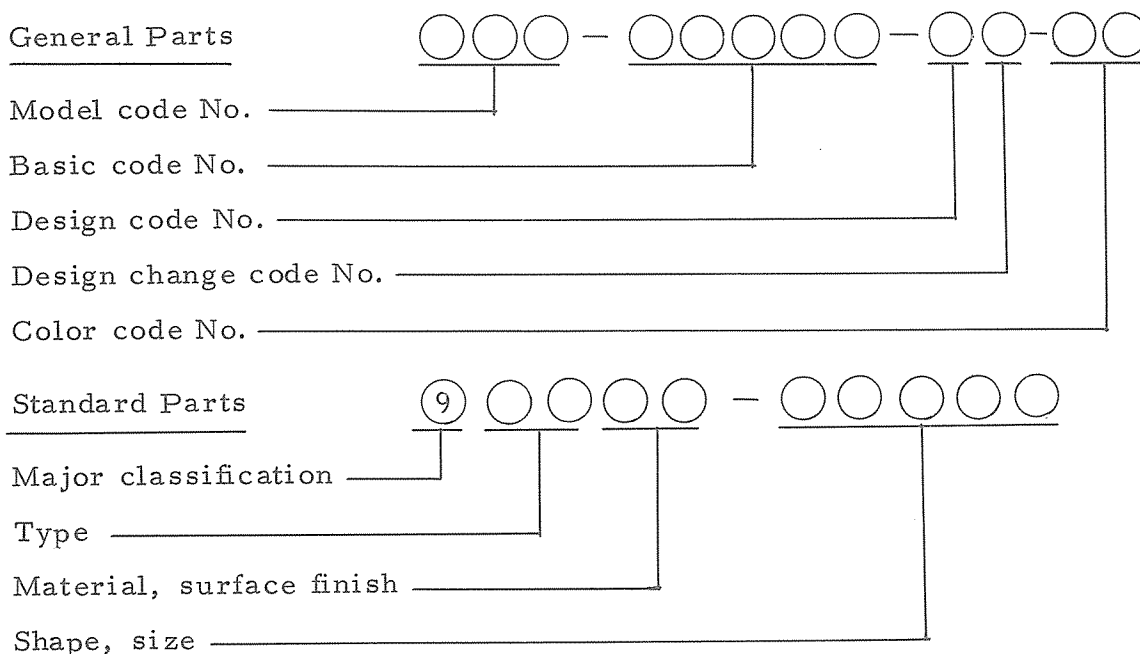


## FOREWORD

This Parts List related to the parts in use for the Yamaha JT2/JT2-MX. When you are ordering replacement parts for the JT2/JT2-MX, refer to this Parts List and quote both part numbers and part names correctly.

### 1. Structure of Part No.

Yamaha parts are divided largely into two categories; general parts and standard parts, and each part No. has the following structure:



Note: Every standard No. begins with 9.

### 2. How to Use this Parts List

- (1) Except for steel ball's (whose size is indicated in inches), the size of all parts is indicated in millimeters in the following manner.

Pipe (rubber or vinyl) . . . . . Inside diameter - length

O-ring . . . . . Sectional area - inside diameter

Washer, shim, collar . . . . . Inside diameter - outside diameter - thickness (length)

- (2) Parts, which are to be supplied in the form of assemblies, are listed with an indentation of one letter's space, and a dot (.) is put

against the name of each part. If any two different assemblies (e.g., right and left side components) consist of almost the same type components, these two assemblies are listed in two lines, and then the names of component parts are listed in the subsequent lines with an indentation as mentioned earlier. The quantity of parts is given in the following manner; that is, in the case of parts being the same in type between the right and left, a total quantity of parts is given. On the other hand, if the right and left side parts are different in type, the quantity of part(s) on each side is given.

Example

Description	Q'ty
CARBURETOR ASS'Y, left	1
CARBURETOR ASS'Y, right	1
. JET, pilot	2
. NOZZLE, main	2
⋮	
. LEVER, starter, left	1
. LEVER, starter, right	1

(3) Key to Symbols

U.R.	.....	Use size (thickness) and/or number as required
T	.....	Number of teeth in a gear
V	.....	Voltage for light bulbs
S	.....	"S" type oil seal or "S" type circlip
SD	.....	"SD" type oil seal
SO	.....	"SO" type oil seal
SW	.....	"SW" type oil seal
E	.....	"E" type circlip
R	.....	"R" type circlip



F/No. . . . . Frame No. (Applicable machine No.)

- (4) The right and left in relation to parts are determined on the basis of the rider facing toward the front.
- (5) This Parts List is based on the model in the production line on July, 1971. Accordingly, if any modifications which have been made to parts will be announced in the Yamaha Parts News. It is advisable that according to the Yamaha Parts News, You will make necessary corrections to the Parts List on hand to keep it up-to-dated.



# CONTENTS

## ENGINE

Fig. 1	Crankcase · Cylinder .....	1
Fig. 2	Crankcase Cover .....	5
Fig. 3	Crank · Piston .....	7
Fig. 4	Clutch .....	11
Fig. 5	Transmission .....	13
Fig. 6	Shifter A .....	17
Fig. 7	Shifter B .....	19
Fig. 8	Starter .....	21
Fig. 9	Air Cleaner .....	23
Fig. 10	Carburetor .....	25
Fig. 11	Exhaust .....	29
Fig. 12	Oil Pump .....	31
Fig. 13	Flywheel Magneto .....	35


## CHASSIS

Fig. 14	Frame .....	39
Fig. 15	Rear Arm · Rear Cushion .....	43
Fig. 16	Stand · Brake Pedal .....	45
Fig. 17	Front Fork · Front Fender .....	47
Fig. 18	Steering .....	51
Fig. 19	Handle · Wire .....	53
Fig. 20	Fuel Tank .....	57
Fig. 21	Oil Tank .....	59
Fig. 22	Seat .....	61
Fig. 23	Front Wheel .....	63
Fig. 24	Rear Wheel .....	67
Fig. 25	Head Lamp · Speedometer .....	71
Fig. 26	Tail Lamp .....	75
Fig. 27	Electrical .....	77

## NUMERICAL INDEX



# ENGINE




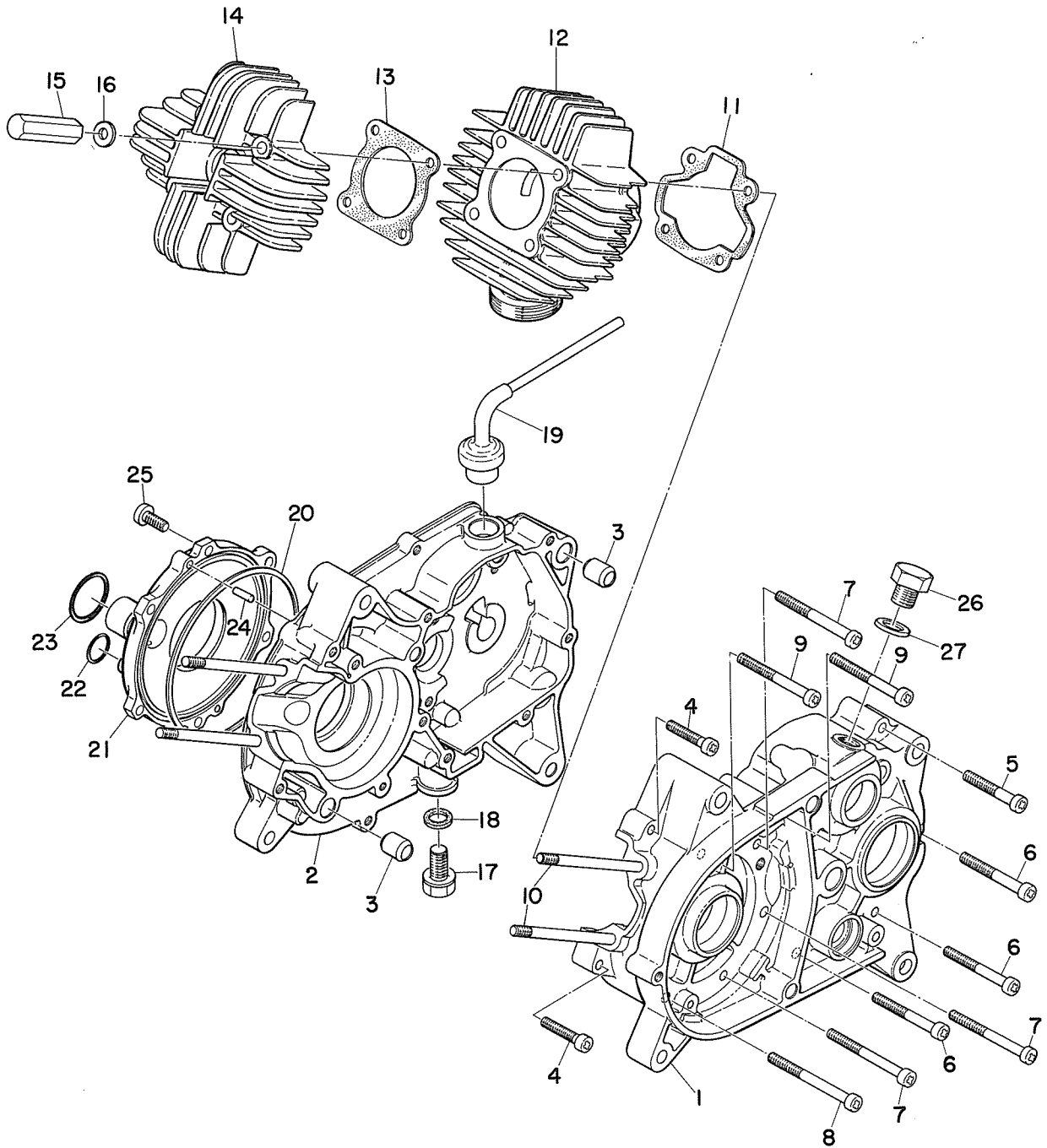




Fig. 1 CRANKCASE · CYLINDER



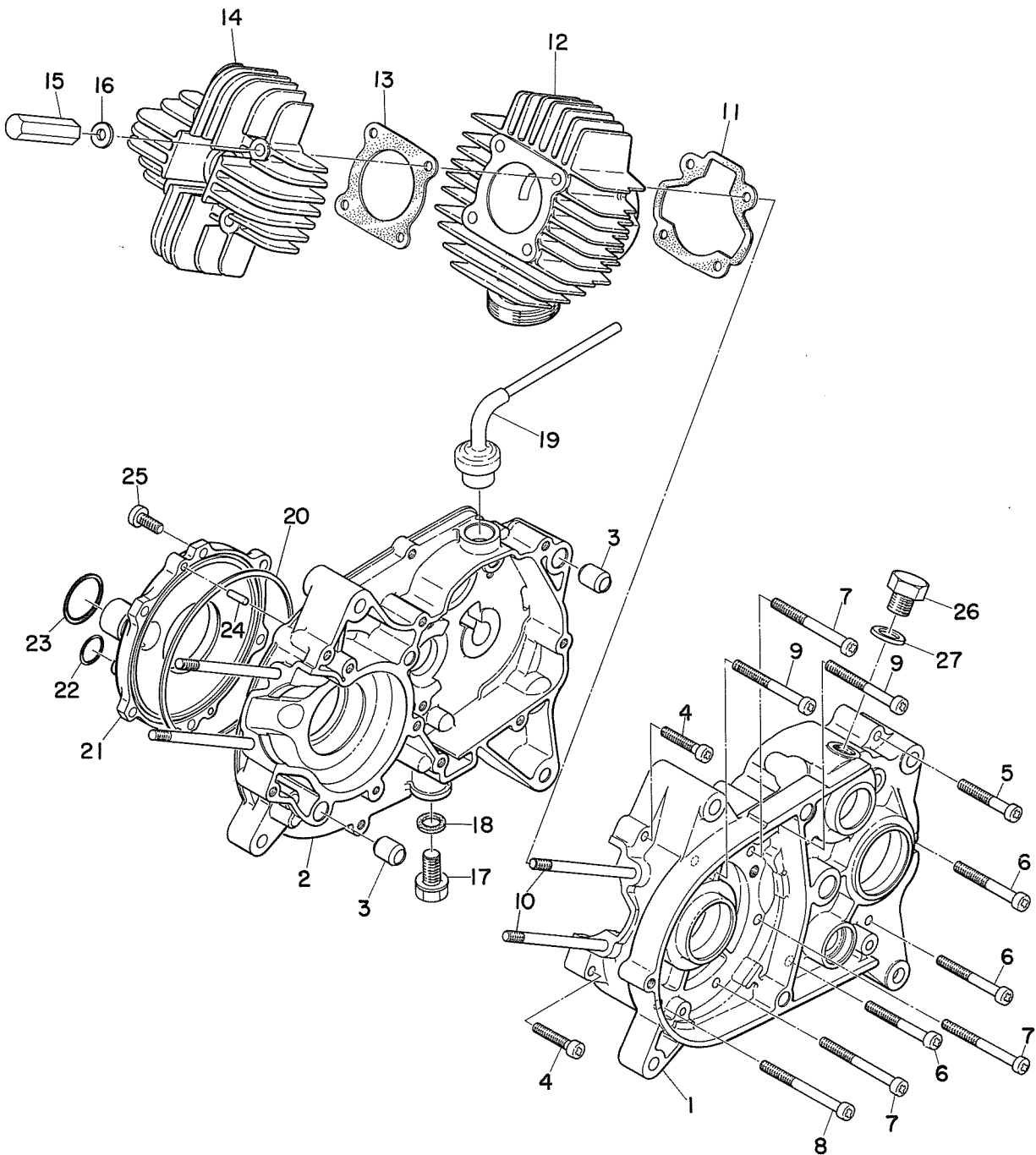
FWD



# CRANKCASE · CYLINDER

Ref. No.	Part No.	Description	Q'ty		Applicable Machine No.	Remarks
			JT	MX		
1- 1	257-15111-01	CASE, crank left .....	1	1		
1- 2	257-15121-00	CASE, crank right .....	1	1		
1- 3	91810-08016	PIN, dowel (9.8-12-16) .....	2	2		
1- 4	92501-06030	SCREW, pan head .....	2	2		
1- 5	92501-06045	SCREW, pan head .....	1	1		
1- 6	92501-06050	SCREW, pan head .....	3	3		
1- 7	92501-06060	SCREW, pan head .....	3	3		
1- 8	92501-06065	SCREW, pan head .....	1	1		
1- 9	92501-06055	SCREW, pan head .....	2	2		
1-10	109-11361-00	BOLT, cylinder holding .....	4	4		
1-11	109-11351-00	GASKET, cylinder .....	1	1		
1-12	259-11311-00	CYLINDER .....	1	1		
1-13	107-11181-01	GASKET, cylinder head .....	1	1		
1-14	259-11111-01-94	HEAD, cylinder .....	1	1		
1-15	126-11171-60	NUT, cylinder holding .....	4	4		
1-16	92901-06200	WASHER, plain .....	4	4		
1-17	132-15351-00	PLUG, drain .....	1	1		
1-18	132-15353-00	GASKET, drain plug .....	1	1		
1-19	288-15371-00	BREATHER .....	1	1		
1-20	180-13554-00	RING, rubber .....	1	1		
1-21	257-13551-00	COVER, valve .....	1	1		
1-22	93210-23029	O-RING (3.53-21.82) .....	1	1		
1-23	93210-12014	O-RING (2.6-10.77) .....	1	1		
1-24	93604-14012	PIN, dowel (4-13.8) .....	2	2		

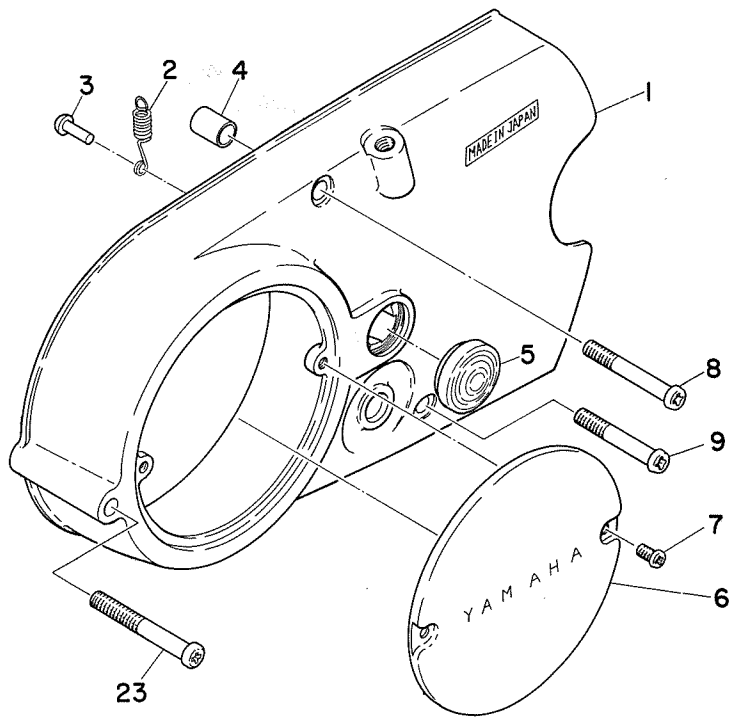
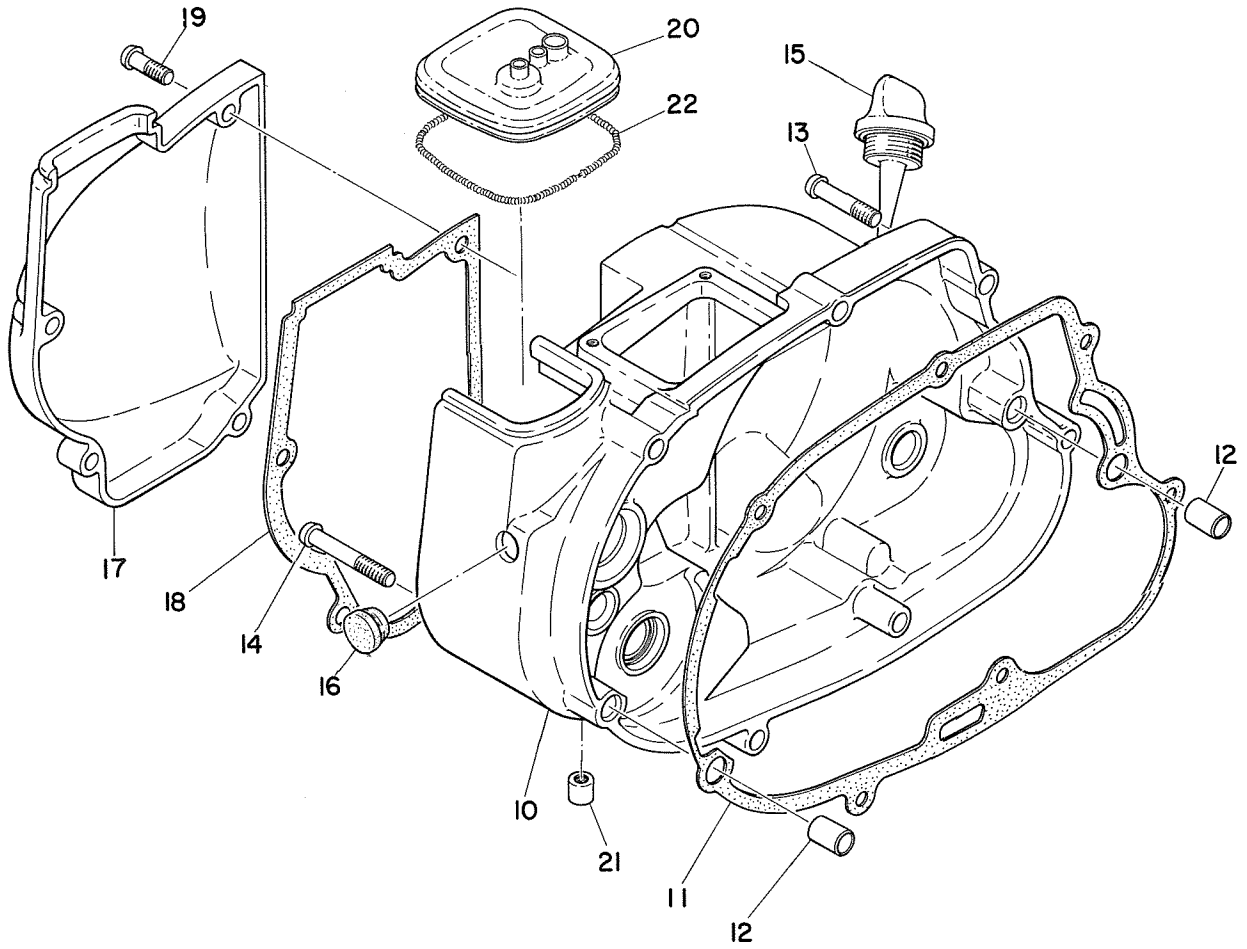
Fig. 1 CRANKCASE · CYLINDER



# CRANKCASE · CYLINDER

Ref. No.	Part No.	Description	Q'ty		Applicable Machine No.	Remarks
			JT	MX		
1-25	92501-06015	SCREW, pan head .....	6	6		
1-26	288-18588-00	PLUG, blind .....	1	1		
1-27	136-82543-00	GASKET (11.6-18-1) .....	1	1		

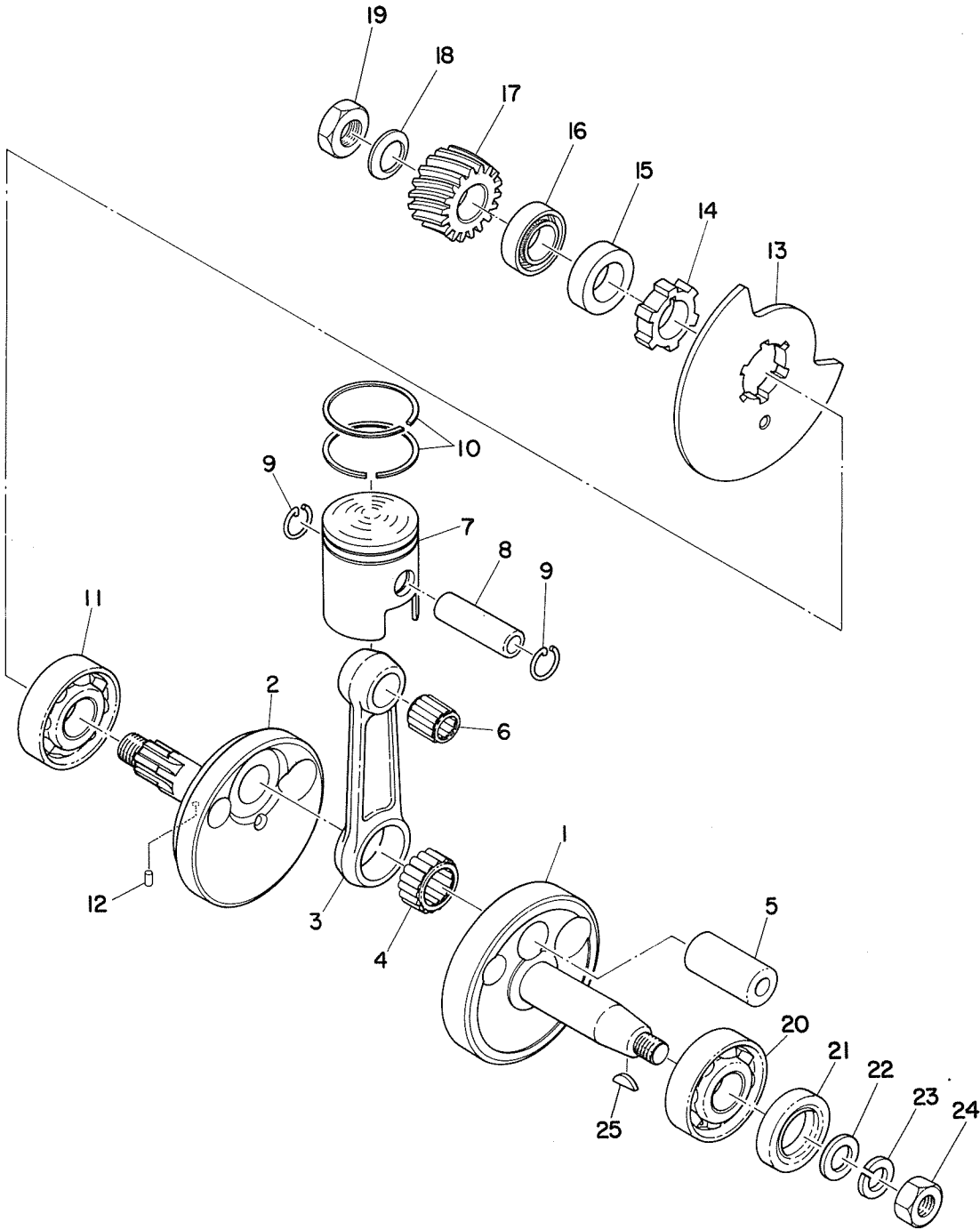
Fig. 2 CRANKCASE COVER



# CRANKCASE COVER

Ref. No.	Part No.	Description	Q'ty		Applicable Machine No.	Remarks
			JT	MX		
2- 1	257-15410-01	CRANKCASE COVER ASS'Y, left	1	1		
2- 2	257-16345-00	. SPRING, lever return	1	1		
2- 3	132-16346-00	. HOOK, spring	1	1		
2- 4	91810-03014	PIN, dowel (8.5-10-14)	2	2		
2- 5	257-15417-01	COVER, cap	1	1		
2- 6	164-15415-00	COVER, generator	1	1		
2- 7	98501-04008	SCREW, pan head	2	2		
2- 8	92501-06045	SCREW, pan head	2	2		
2- 9	92501-06040	SCREW, pan head	1	1		
2-10	257-15421-01	COVER, crankcase right	1	1		
2-11	257-15451-00	GASKET, crankcase cover	1	1		
2-12	91810-03014	PIN, dowel (8.5-10-14)	2	2		
2-13	92501-06030	SCREW, pan head	6	6		
2-14	92501-06040	SCREW, pan head	1	1		
2-15	315-15362-00	PLUG, oil level	1	1		
2-16	122-15486-00	GROMMET	1	1		
2-17	257-15413-00	COVER, carburetor	1	1		
2-18	257-15463-00	GASKET, carburetor cover	1	1		
2-19	92501-06018	SCREW, pan head	4	4		
2-20	288-14481-01	CAP, carburetor	1	1		
2-21	257-15433-00	CLEANER, drain	1	1		
2-22	288-14455-00	BAND	1	1		
2-23	92501-06050	SCREW, pan head	1	1		

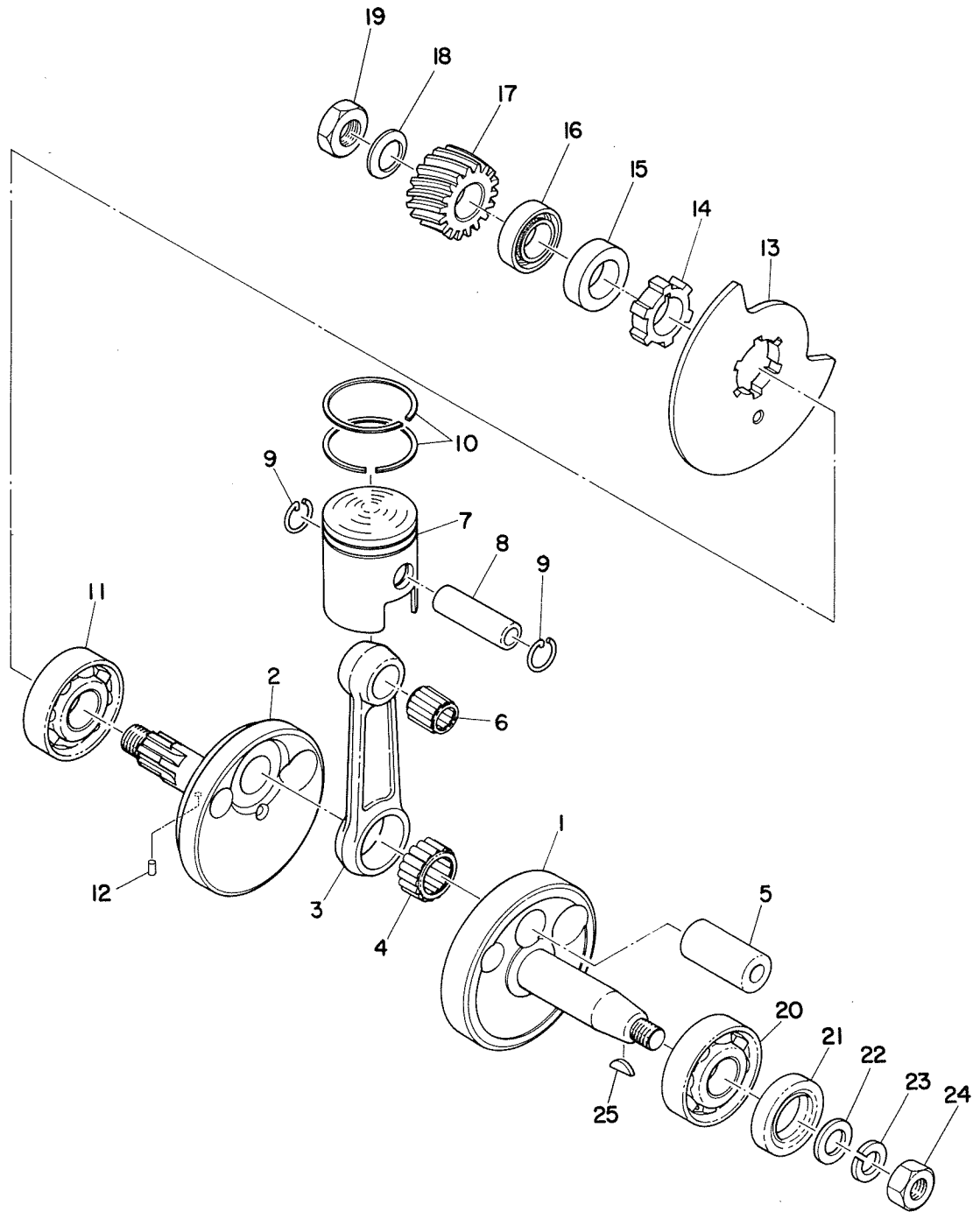
Fig. 3 CRANK · PISTON



# CRANK · PISTON

Ref. No.	Part No.	Description	Q'ty		Applicable Machine No.	Remarks
			JT	MX		
3- 0-1	259-11400-00	CRANK ASS'Y .....	1	1		
3- 1	259-11412-00	. CRANK, left .....	1	1		
3- 2	259-11422-00	. CRANK, right .....	1	1		
3- 3	126-11651-00	. ROD, connecting .....	1	1		
3- 4	93310-41810	. BEARING, con-rod big end ...	1	1		
3- 5	257-11681-00	. PIN, crank .....	1	1		
3- 6	93310-11202	BEARING, con-rod smallend ...	1	1		
3- 7	289-11631-00-96	PISTON (.96mm STD) .....	} U.R U.R 1 1			
	289-11631-00-97	PISTON (.97mm STD) .....				
	289-11631-00-98	PISTON (.98mm STD) .....				
	289-11635-00	PISTON (1st O.S) .....	1	1		Alternate Part
	289-11636-00	PISTON (2nd O.S) .....	1	1		Alternate Part
3- 8	102-11633-01	PIN, piston .....	1	1		
3- 9	132-11634-00	CLIP, piston pin .....	2	2		
3-10	113-11601-02	PISTON RING SET .....	1s	1s		STD
	113-11601-12	PISTON RING SET (1st o. s) ...	1s	1s		Alternate Part
	113-11601-22	PISTON RING SET (2nd o. s) ...	1s	1s		Alternate Part
3-11	93306-30302	BEARING (6303C3) .....	1	1		
3-12	93603-08067	PIN, dowel (3-8) .....	1	1		
3-13	257-13512-00	VALVE .....	1	1		
3-14	257-13515-00	COLLAR, valve .....	1	1		
3-15	257-16136-00	COLLAR, distance .....	1	1		

Fig. 3 CRANK · PISTON

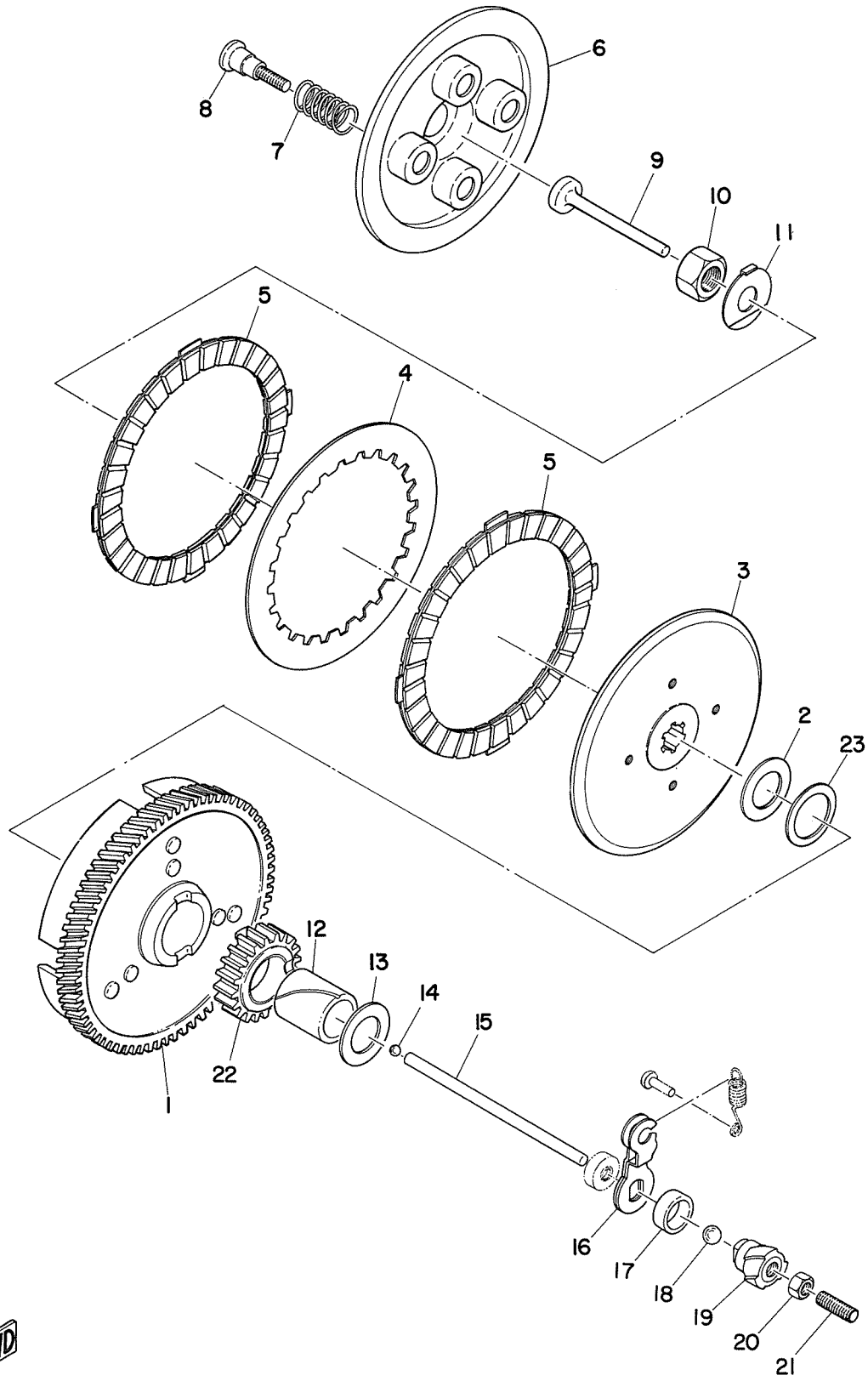




# CRANK · PISTON

Ref. No.	Part No.	Description	Q'ty		Applicable Machine No.	Remarks
			JT	MX		
3-16	93103-28012	OIL SEAL (SW-27-47-8) .....	1	1		
3-17	257-16111-00	GEAR, primary drive (19T) .....	1	1		
3-18	164-16119-00	SPRING, bellevile .....	1	1		
3-19	137-16377-00	NUT, clutch boss .....	1	1		
3-20	93306-20412	BEARING (6204C3) .....	1	1		
3-21	93102-20009	OIL SEAL (SD-20-35-7) .....	1	1		
3-22	214-11557-01	WASHER (12.2-22-2.9) .....	1	1		
3-23	92901-12100	WASHER, spring .....	1	1		
3-24	98801-12200	NUT .....	1	1		
3-25	146-11545-00	KEY, woodruff .....	1	1		

Fig. 4 CLUTCH

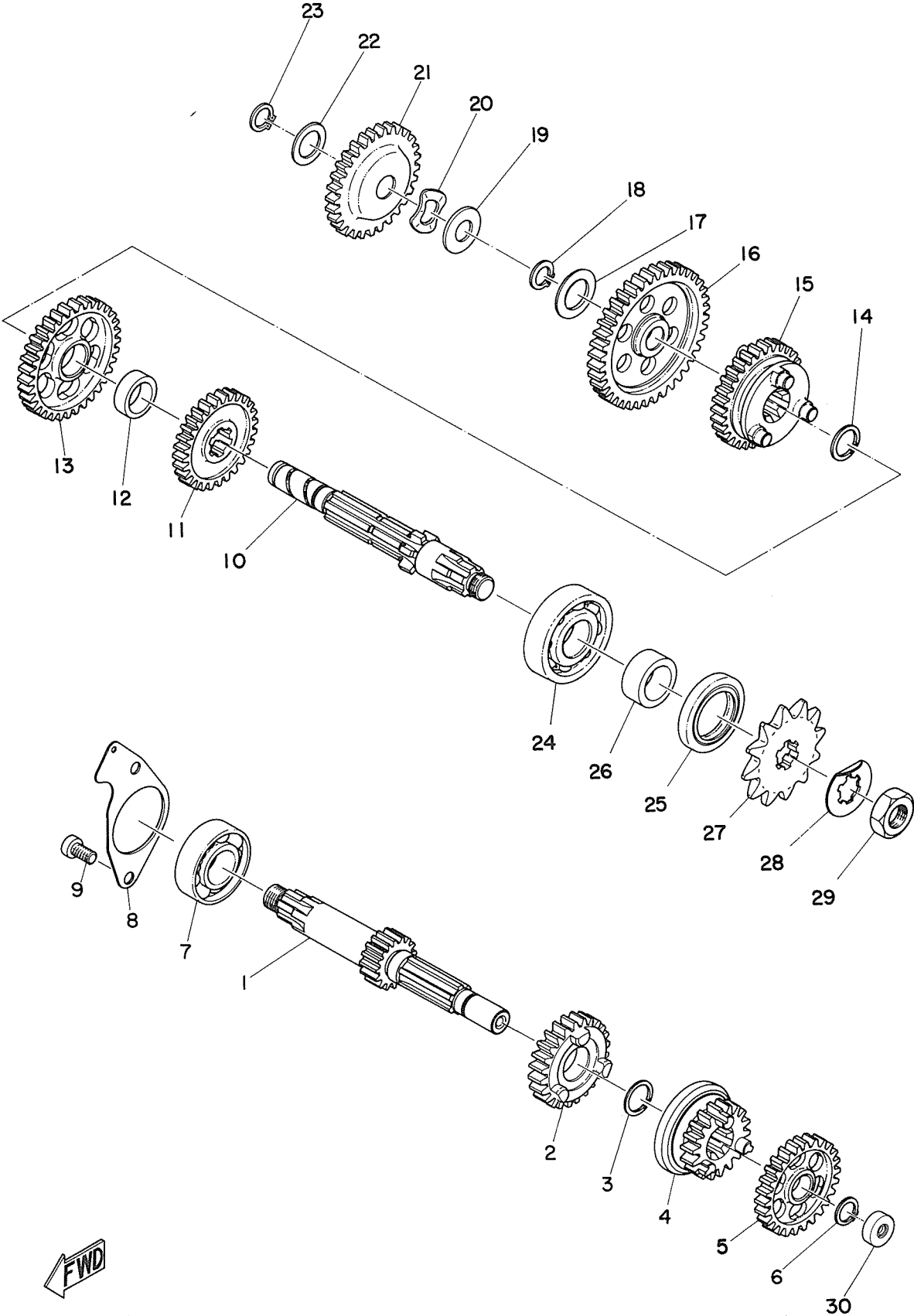


FWD

# CLUTCH

Ref. No.	Part No.	Description	Q'ty		Applicable Machine No.	Remarks
			JT	MX		
4- 0-1	257-16301-01	CLUTCH ASS'Y .....	1	1		
4- 1	257-16150-01	. DRIVEN GEAR COMP. (74T) ..	1	1		
4- 2	122-16164-00	. PLATE, thrust (17.2-30-2) ...	1	1		
4- 3	257-16371-00	. BOSS, clutch .....	1	1		
4- 4	257-16324-00	. PLATE, clutch .....	1	1		
4- 5	131-16321-00	. PLATE, friction .....	2	2		
4- 6	257-16351-00	. PLATE, pressure .....	1	1		
4- 7	137-16333-00	. SPRING, clutch .....	4	4		
4- 8	137-16337-01	. SCREW, spring .....	4	4		
4- 9	137-16356-00	ROD, push 1 .....	1	1		
4-10	137-16377-00	NUT, clutch boss .....	1	1		
4-11	137-16378-00	WASHER, clutch boss .....	1	1		
4-12	257-16181-00	SPACER .....	1	1		
4-13	122-16164-00	PLATE, thrust (17.2-30-2) ...	1	1		
4-14	93503-16010	BALL (3/16 inch) .....	1	1		
4-15	257-16357-00	ROD, push 2 .....	1	1		
4-16	257-16342-00	LEVER, push .....	1	1		
4-17	93108-15001	OIL SEAL (OSO-15-22-7) .....	1	1		
4-18	93501-04011	BALL (1/4 inch) .....	1	1		
4-19	257-16341-00	SCREW, push .....	1	1		
4-20	92801-06300	NUT .....	1	1		
4-21	257-16343-00	SCREW, adjusting .....	1	1		
4-22	164-15631-01	GEAR, kick pinion (19T) .....	1	1		
4-23	116-16153-00	WASHER, thrust (23-30-1.5) ...	1	1		

Fig. 5 TRANSMISSION

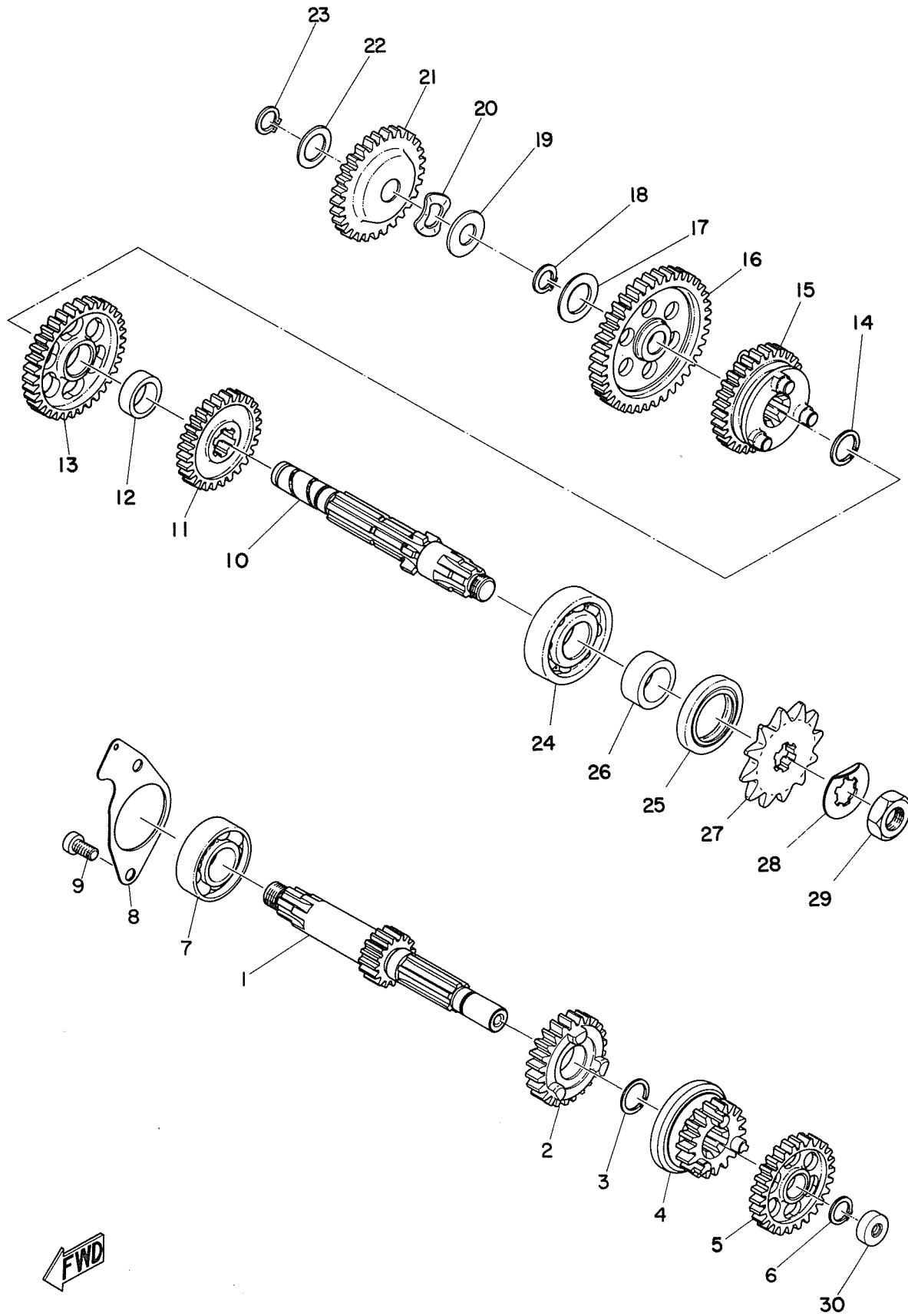


FWD

# TRANSMISSION

Ref. No.	Part No.	Description	Q'ty		Applicable Machine No.	Remarks		
			JT	MX				
5- 1	257-17411-01	AXLE, main (13T) .....	1	1				
5- 2	257-17131-01	GEAR, 3rd pinion (23T) .....	1	1				
5- 3	257-17414-00	CLIP .....	1	1				
5- 4	257-17121-00	GEAR, 2nd pinion (18T) .....	1	1				
5- 5	257-17141-00	GEAR, 4th pinion (26T) .....	1	1				
5- 6	93410-13004	CIRCLIP (S-13) .....	1	1				
5- 7	93306-20303	BEARING (6203Z) .....	1	1				
5- 8	257-17471-01	PLATE, bearing cover .....	1	1				
5- 9	92501-06012	SCREW, pan head .....	2	2				
5-10	257-17421-01	AXLE, drive .....	1	1				
5-11	257-17241-00	GEAR, 4th wheel (27T) .....	1	1				
5-12	257-17258-00	COLLAR, distance .....	1	1				
5-13	257-17221-01	GEAR, 2nd wheel (34T) .....	1	1				
5-14	257-17414-00	CLIP .....	1	1				
5-15	257-17231-00	GEAR, 3rd wheel (30T) .....	1	1				
5-16	257-17211-00	GEAR, 1st wheel (40T) .....	1	1				
5-17	257-17219-00-06	SHIM (13.2-24-0.6) .....	1	1				
5-18	93410-13004	CIRCLIP (S-13) .....	1	1				
5-19	201-15653-00	WASHER, thrust (13.2-23-1) ..	1	1				
5-20	137-15643-00	WASHER, wave .....	1	1				
5-21	257-15651-00	GEAR, kick idle (28T) .....	1	1				
5-22	132-15653-00-10	WASHER, thrust (13.3-22-1.0)	}	U.R 1	U.R 1			
	132-15653-00-12	WASHER, thrust (13.3-22-1.2)						
	132-15653-00-14	WASHER, thrust (13.3-22-1.4)						

Fig. 5 TRANSMISSION

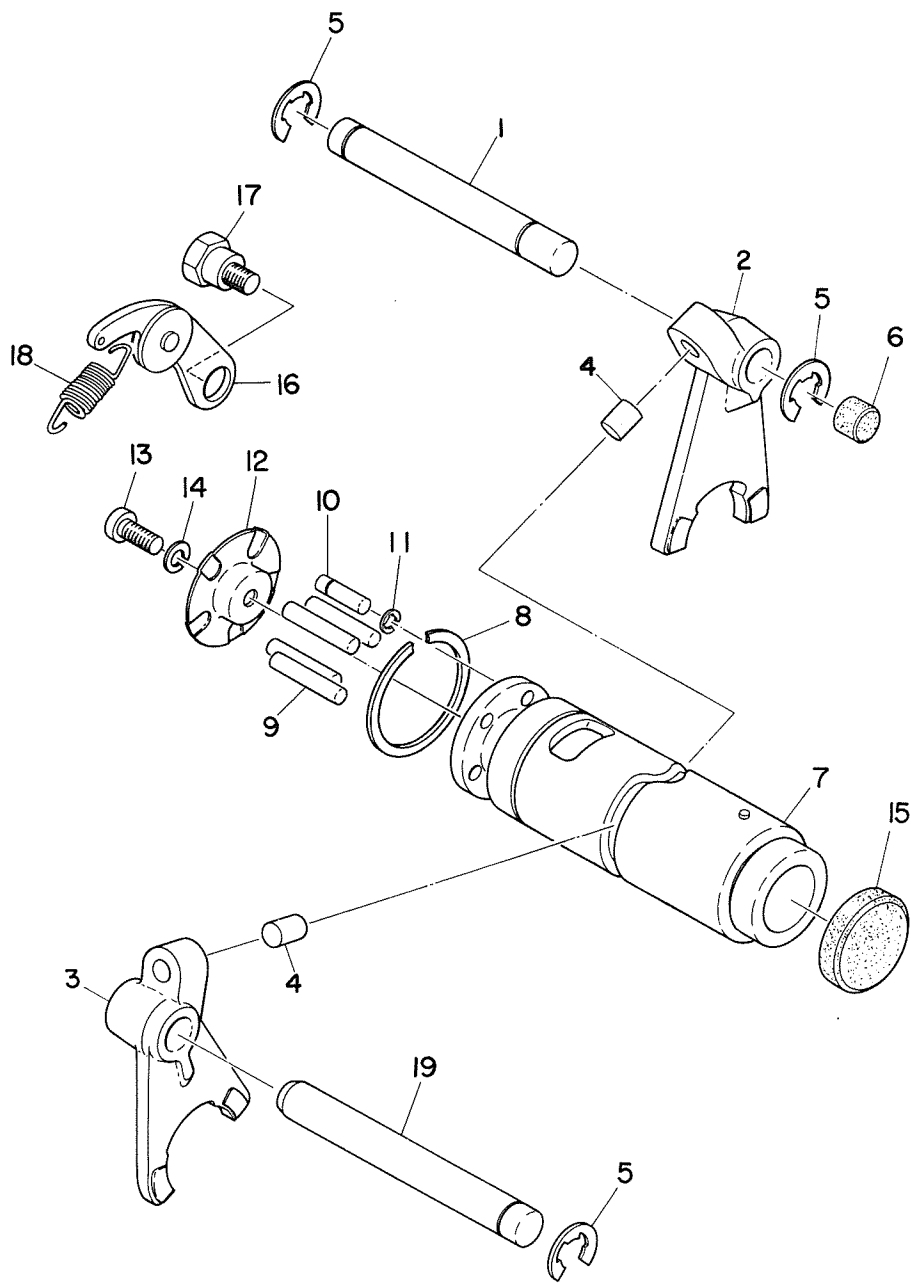


FWD

# TRANSMISSION

Ref. No.	Part No.	Description	Q'ty		Applicable Machine No.	Remarks
			JT	MX		
5-23	93410-13004	CIRCLIP (S-13) .....	1	1		
5-24	93306-30305	BEARING (6303) .....	1	1		
5-25	93102-25017	OIL SEAL (SD-25-40-5) .....	1	1		
5-26	257-17462-00	COLLAR, distance .....	1	1		
5-27	257-17461-20	SPROCKET, drive (12T) .....	}	}	U.R	U.R
	257-17461-30	SPROCKET, drive (13T) .....				
	257-17461-40	SPROCKET, drive (14T) .....				
	257-17461-50	SPROCKET, drive (15T) .....				
5-28	257-17464-00	WASHER, lock .....	1	1		
5-29	257-17463-00	NUT, lock .....	1	1		
5-30	257-15389-00	SEAL, push rod .....	1	1		

Fig. 6 SHIFTER A

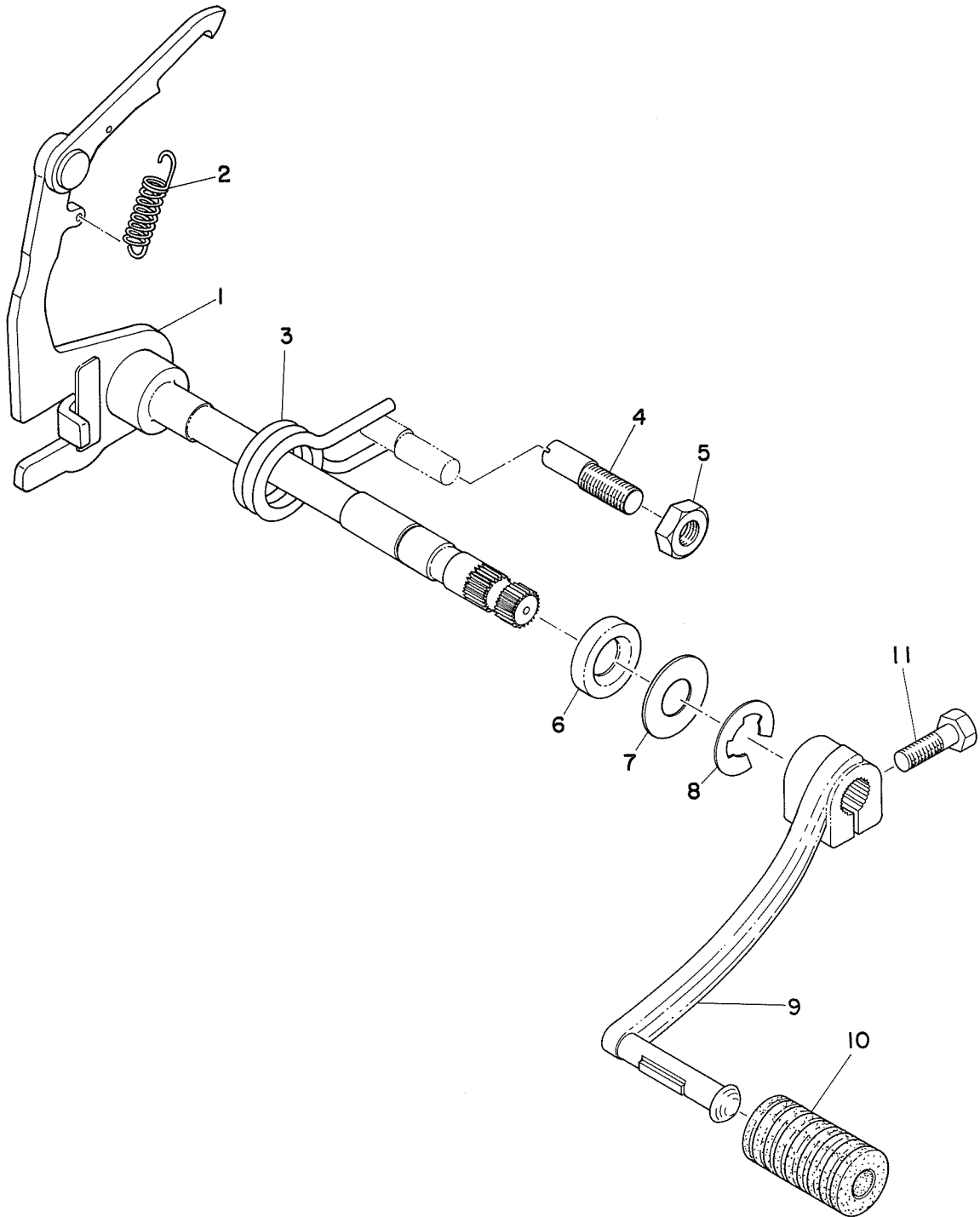




# SHIFTER A

Ref. No.	Part No.	Description	Q'ty		Applicable Machine No.	Remarks
			JT	MX		
6- 1	257-18534-00	BAR, shift fork guide	1	1		
6- 2	259-18511-01	FORK, shift 1	1	1		
6- 3	257-18512-01	FORK, shift 2	1	1		
6- 4	257-18552-00	PIN, cam follower	2	2		
6- 5	93430-08006	CIRCLIP (E-8)	3	3		
6- 6	150-18328-00	PLUG, blind	1	1		
6- 7	257-18541-61	CAM, shift	1	1		
6- 8	93440-32017	CIRCLIP	1	1		
6- 9	93604-22050	PIN, dowel (4-21.8)	4	4		
6-10	174-18544-00	PIN, locating	1	1		
6-11	93430-03014	CIRCLIP (E-2.5)	1	1		
6-12	164-18561-00	PLATE, side	1	1		
6-13	98501-05012	SCREW, pan head	1	1		
6-14	92901-05100	WASHER, spring	1	1		
6-15	257-18589-00	PLUG, blind	1	1		
6-16	132-18140-00	STOPPER LEVER ASS'Y	1	1		
6-17	132-18177-00	BOLT, stopper	1	1		
6-18	132-18143-00	SPRING, stopper	1	1		
6-19	257-18531-00	BAR, shift fork guide	1	1		

Fig. 7 SHIFTER B

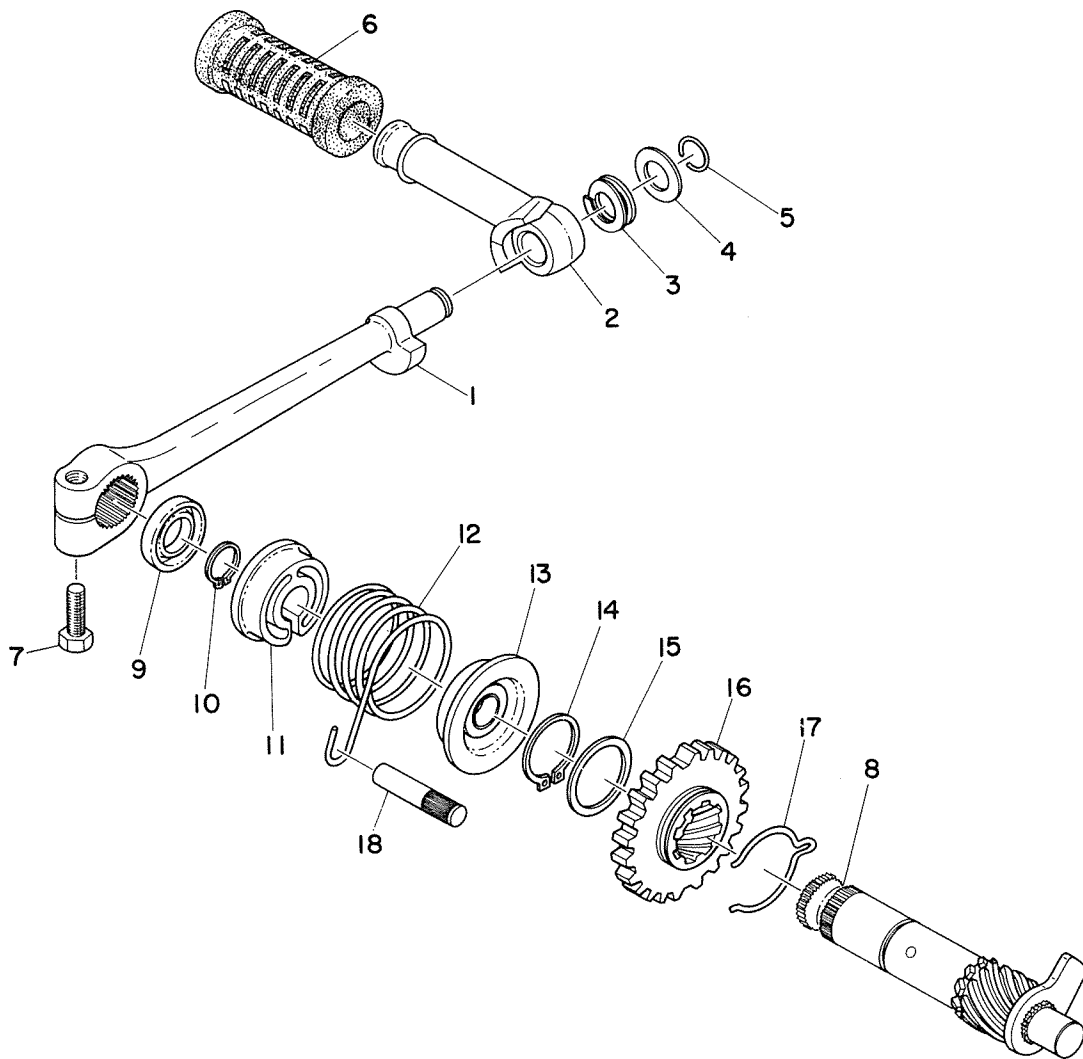


**FWD**

## SHIFTER B

Ref. No.	Part No.	Description	Q'ty		Applicable Machine No.	Remarks
			JT	MX		
7- 1	257-18101-00	CHANGE SHAFT ASS'Y .....	1	1		
7- 2	132-18123-00	. SPRING, shift arm .....	1	1		
7- 3	132-18124-00	SPRING, shaft return .....	1	1		
7- 4	132-18133-00	SCREW, adjusting .....	1	1		
7- 5	98801-08100	NUT .....	1	1		
7- 6	93101-12004	OIL SEAL (S-12-22-5) .....	1	1		
7- 7	132-18137-00	WASHER, change axle (14.1-28-1.6) .....	1	1		
7- 8	93430-10016	CIRCLIP (E-10) .....	1	1		
7- 9	248-18111-00-93	PEDAL, change .....	1	1		
7-10	132-18113-01	COVER, change pedal .....	1	1		
7-11	91201-06020	BOLT .....	1	1		

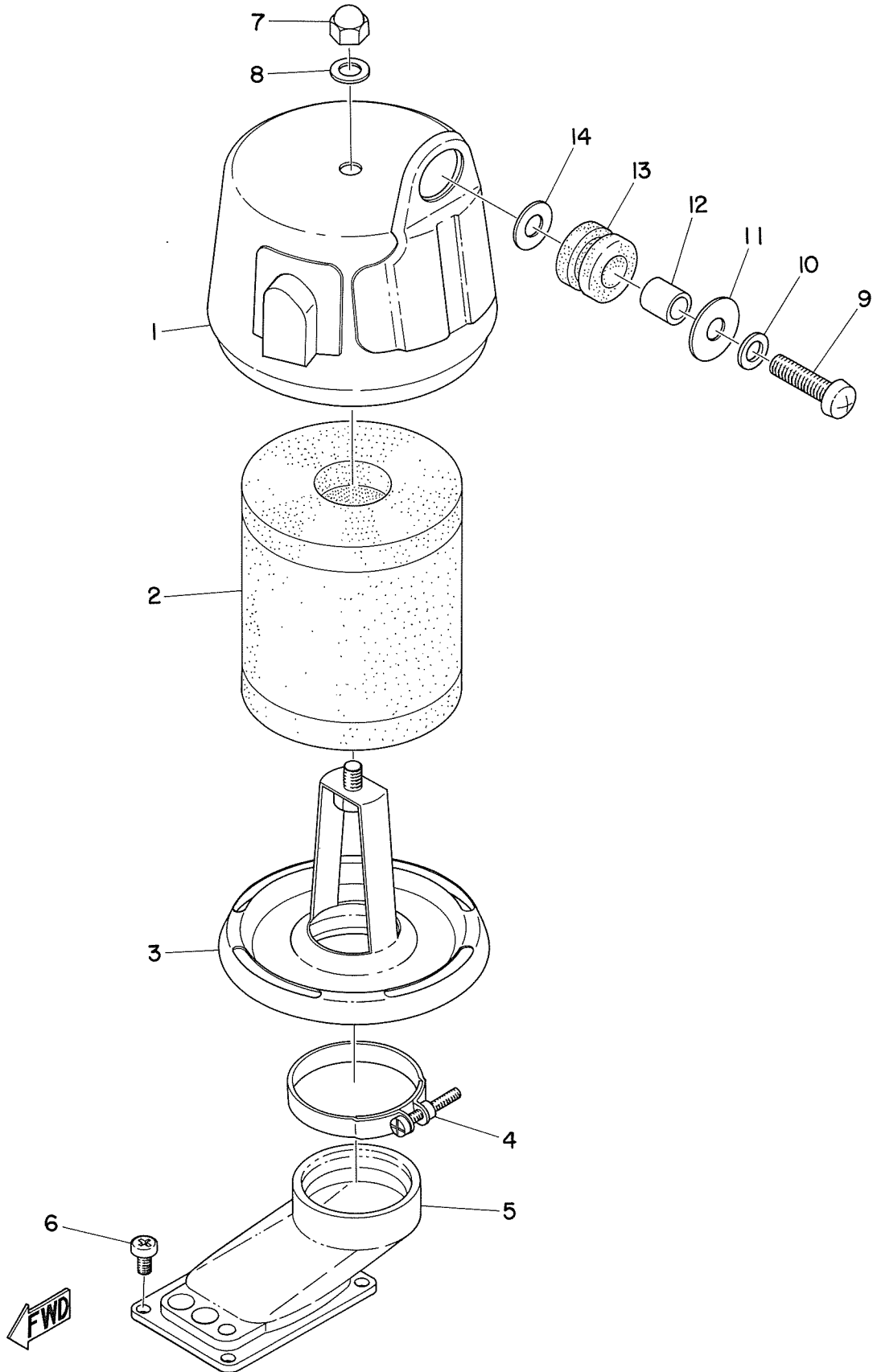
Fig. 8 STARTER



# STARTER

Ref. No.	Part No.	Description	Q'ty		Applicable Machine No.	Remarks
			JT	MX		
8- 0-1	276-15610-00-93	KICK CRANK ASS'Y .....	1	1		
8- 1	276-15611-00	. CRANK, kick .....	1	1		Not for sale
8- 2	122-15612-02	. LEVER, kick .....	1	1		
8- 3	214-15625-00	. SPRING, kick crank .....	1	1		
8- 4	132-15616-01	. WASHER, kick lever .....	1	1		
8- 5	132-15617-00	. CLIP, kick lever .....	1	1		
8- 6	156-15618-01	COVER, kick lever .....	1	1		
8- 7	91101-06020	BOLT .....	1	1		
8- 8	180-15660-00	KICK AXLE ASS'Y .....	1	1		
8- 9	93109-15001	OIL SEAL (SDO-15-26-6) .....	1	1		
8-10	93410-15005	CIRCLIP (S-15) .....	1	1		
8-11	132-15676-00	COVER, kick spring .....	1	1		
8-12	132-15665-00	SPRING, kick .....	1	1		
8-13	304-15664-00	GUIDE, kick spring .....	1	1		
8-14	93410-25017	CIRCLIP (S-25) .....	1	1		
8-15	117-15644-00	SHIM (25.1-32-1) .....	1	1		
8-16	180-15641-00	GEAR, kick (28T) .....	1	1		
8-17	180-15687-00	CLIP, kick .....	1	1		
8-18	257-15668-00	STOPPER, kick spring .....	1	1		

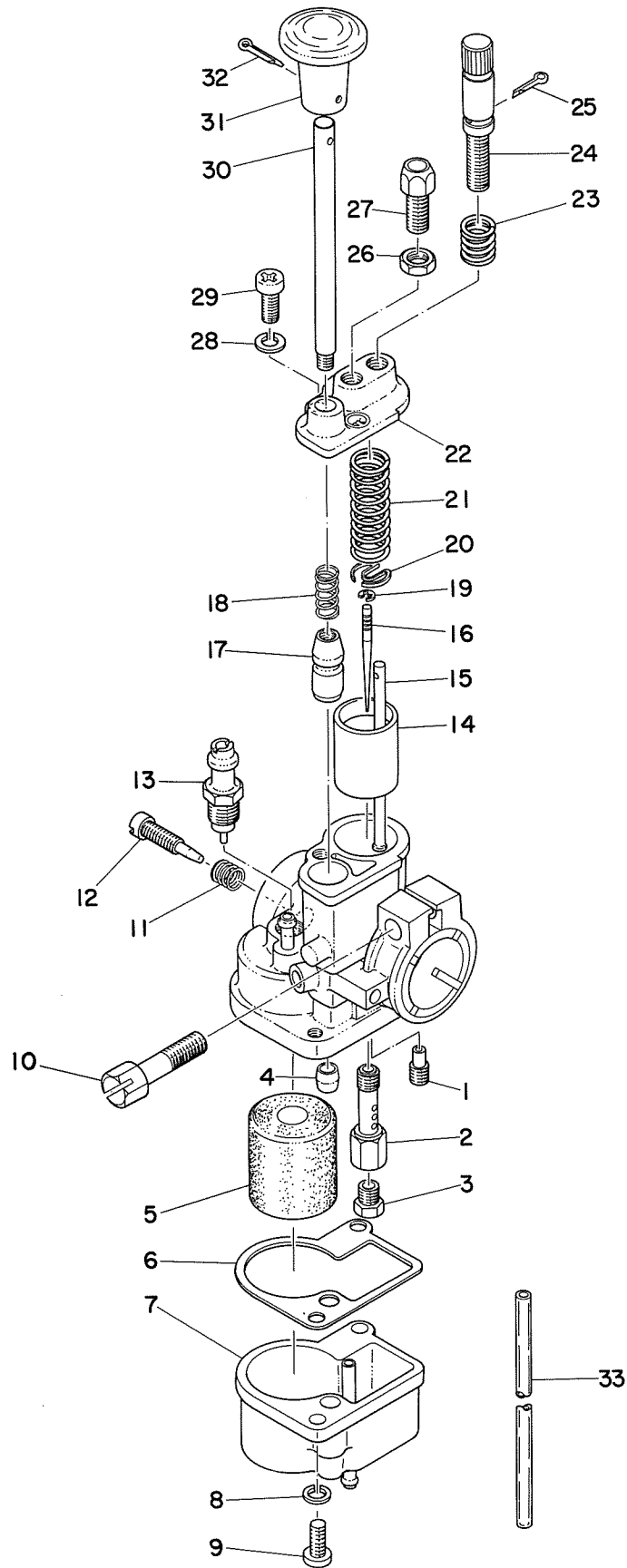
Fig. 9 AIR CLEANER



# AIR CLEANER

Ref. No.	Part No.	Description	Q'ty		Applicable Machine No.	Remarks
			JT	MX		
9- 1	288-14412-01-35	CAP, cleaner case .....	1	1		
9- 2	288-14451-01	ELEMENT, air cleaner .....	1	1		
9- 3	288-14411-01-35	CASE, air cleaner .....	1	1		
9- 4	194-14455-00	BAND .....	1	1		
9- 5	288-14453-01	JOINT, air cleaner .....	1	1		
9- 6	98501-04008	SCREW, pan head .....	4	4		
9- 7	98803-06700	NUT, crown .....	1	1		
9- 8	178-14766-00	WASHER .....	1	1		
9- 9	92501-06025	SCREW, pan head .....	1	1		
9-10	92901-06100	WASHER, spring .....	1	1		
9-11	116-28324-00	WASHER, leg shield 2 .....	1	1		
9-12	214-21717-00	DAMPER, battery box .....	1	1		
9-13	214-21633-00	COLLAR, fender mount .....	1	1		
9-14	148-27219-00	WASHER, brake shaft .....	1	1		

Fig. 10 CARBURETOR

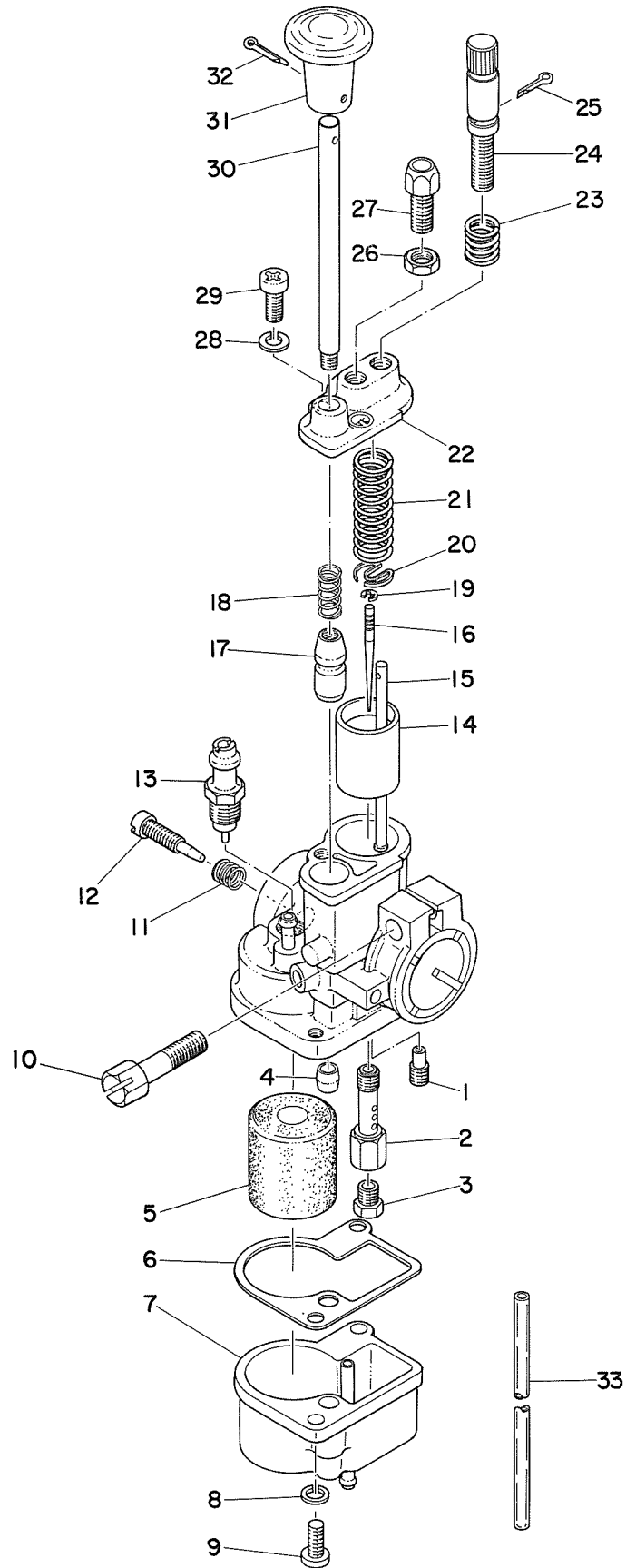




# CARBURETOR

Ref. No.	Part No.	Description	Q'ty		Applicable Machine No.	Remarks
			JT	MX		
10- 0-1	288-14301-60	CARBURETOR ASS'Y	1	1		
10- 1	288-14342-38	. JET, pilot (#38)	1	1		
10- 2	288-14341-01	. NOZZLE, main	1	1		
10- 3	288-14343-39	. JET, main (#78)	1	1		
	288-14343-40	. JET, main (#80)	1	1		STD
	288-14343-41	. JET, main (#82)	1	1		
10- 4	288-14344-25	. JET, starter (#50)	1	1		
10- 5	288-14385-00	. FLOAT	1	1		
10- 6	288-14384-00	. GASKET	1	1		
10- 7	288-14381-00	. BODY, float chamber	1	1		
10- 8	92901-04100	. WASHER, spring	2	2		
10- 9	98501-04010	. SCREW, pan head	2	2		
10-10	288-14125-00	. SCREW, body fitting	1	1		
10-11	288-14334-00	. SPRING, air adjusting	1	1		
10-12	288-14323-00	. SCREW, air adjusting	1	1		
10-13	288-14390-10	. VALVE SEAT ASS'Y (#1.0)	1	1		
10-14	288-14312-15	. VALVE, throttle (#1.5)	1	1		
10-15	288-14314-00	. BAR, throttle	1	1		
10-16	288-14336-01	. NEEDLE	1	1		
10-17	288-14371-00	. PLUNGER STARTER ASS'Y	1	1		
10-18	288-14335-00	. SPRING, plunger	1	1		
10-19	288-14137-00	. CLIP	1	1		
10-20	288-14136-00	. SEAT, spring	1	1		
10-21	288-14331-00	. SPRING, throttle valve	1	1		

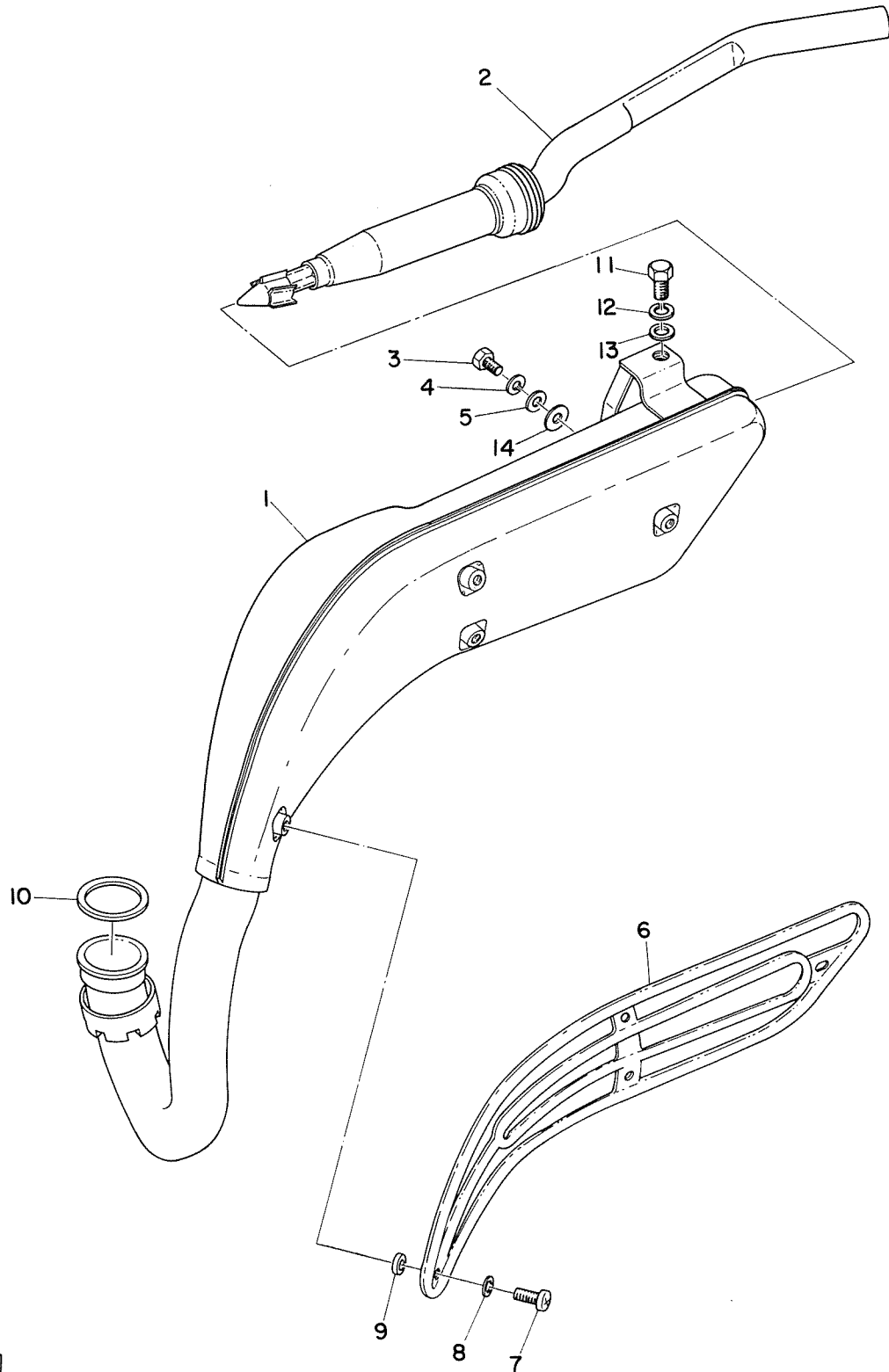
Fig. 10 CARBURETOR



# CARBURETOR

Ref. No.	Part No.	Description	Q'ty		Applicable Machine No.	Remarks
			JT	MX		
10-22	288-14158-00	. TOP, mixing chamber	1	1		
10-23	288-14333-00	. SPRING, throttle stop	1	1		
10-24	288-14321-00	. SCREW, throttle	1	1		
10-25	91401-12010	. PIN, cotter	1	1		
10-26	288-14161-00	. NUT, wire adjusting	1	1		
10-27	288-14124-00	. SCREW, wire adjusting	1	1		
10-28	92901-04100	. WASHER, spring	1	1		
10-29	98501-04010	. SCREW, pan head	1	1		
10-30	288-14379-00	. ROD, starter	1	1		
10-31	288-14118-00	KNOB, starter	1	1		
10-32	91401-16012	PIN, cotter	1	1		
10-33	288-14197-00	PIPE, air vent	1	1		

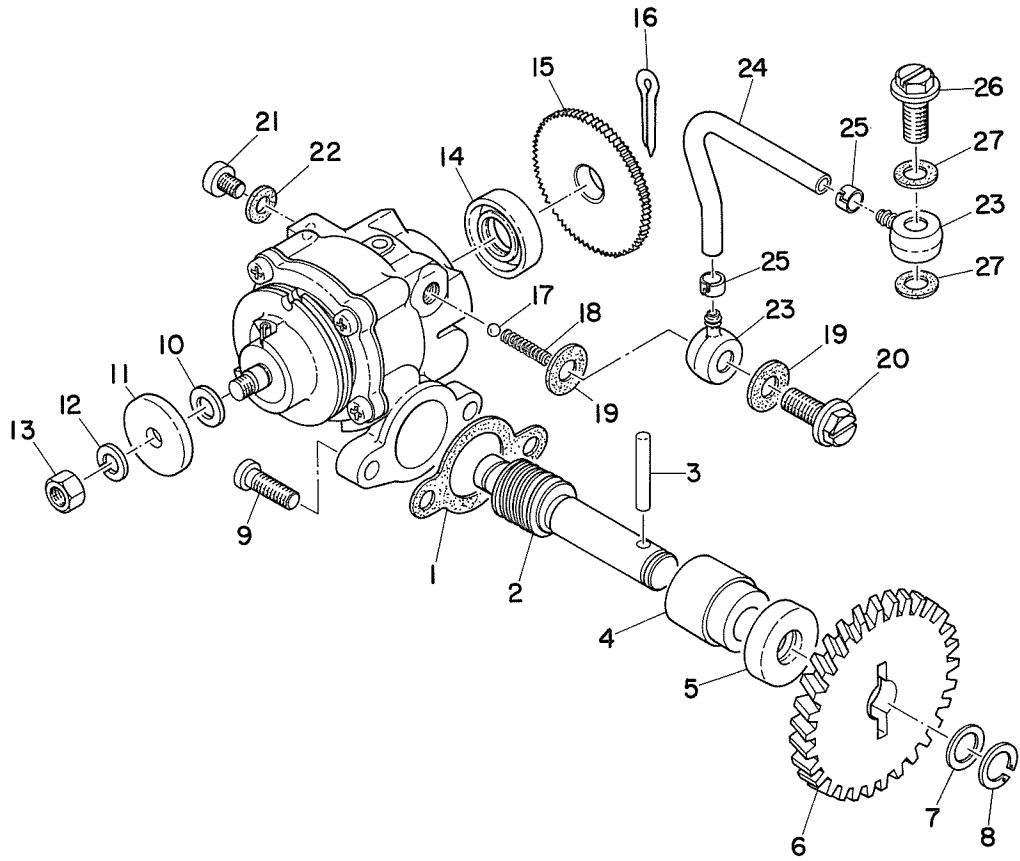
Fig. 11 EXHAUST



# EXHAUST

Ref. No.	Part No.	Description	Q'ty		Applicable Machine No.	Remarks
			JT	MX		
11- 1	288-14610-30	EXHAUST PIPE ASS'Y .....	1	1		
11- 2	288-14752-31	. PIPE, outlet .....	1	1		
11- 3	91201-06015	. BOLT .....	1	1		
11- 4	92901-06100	. WASHER, spring .....	1	1		
11- 5	136-22316-00	. WASHER, chain case (6.5-15-1.2) .....	1	1		
11- 6	290-14718-10	PROTECTOR, muffler .....	1	1		
11- 7	91903-06010	SCREW, bind .....	4	4		
11- 8	178-14766-00	WASHER, protector (6.2-12-3.0) .....	4	4		
11- 9	214-14766-00	WASHER, protector (6.2-12-1.5) .....	4	4		
11-10	132-14613-00	GASKET, exhaust .....	1	1		
11-11	97201-08012	BOLT .....	1	1		
11-12	92901-08100	WASHER, spring .....	1	1		
11-13	92901-08200	WASHER, plain .....	1	1		
11-14	288-14623-00	GASKET .....	1	1		

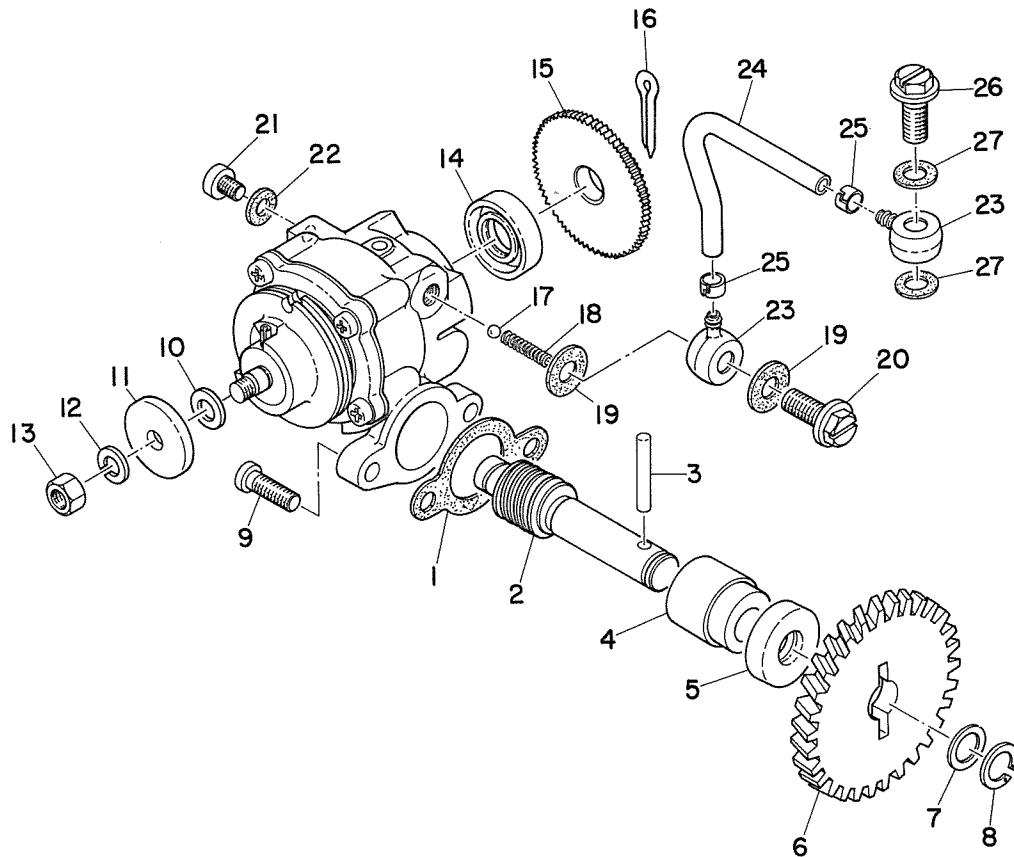
Fig. 12 OIL PUMP



# OIL PUMP

Ref. No.	Part No.	Description	Q'ty		Applicable Machine No.	Remarks
			JT	MX		
12- 1	126-13116-00	GASKET, pump case	1	1		
12- 2	257-13175-00	SHAFT, worm	1	1		
12- 3	93603-22028	PIN, dowel	1	1		
12- 4	137-13176-00	METAL, worm shaft outer	1	1		
12- 5	93101-10001	OIL SEAL (S-10-21-5)	1	1		
12- 6	257-13178-00	GEAR, drive (30T)	1	1		
12- 7	101-18137-00	WASHER (10.5-20-1.0)	1	1		
12- 8	93440-08001	CIRCLIP	1	1		
12- 9	98501-05015	SCREW, pan head	2	2		
12- 0-1	257-13101-00	OIL PUMP ASS'Y	1	1		
12-10	137-13137-00	. SHIM, plunger (5.8-10-0.1)	1	1		
12-11	137-13138-01	. PLATE, adjusting	1	1		
12-12	92901-05100	. WASHER, spring	1	1		
12-13	98801-05200	. NUT	1	1		
12-14	93101-10001	. OIL SEAL (S-10-21-5)	1	1		
12-15	137-13128-00	. PLATE, starter	1	1		
12-16	91401-12018	. PIN, cotter	1	1		
12-17	93505-32002	. BALL (5/32 inch)	1	1		
12-18	137-13169-00	. SPRING, check ball	1	1		
12-19	137-13167-00	. GASKET, banjo bolt	2	2		
12-20	137-13165-00	. BOLT, banjo	1	1		
12-21	98901-04008	. SCREW, bind	1	1		
12-22	137-13187-00	. GASKET, breather	1	1		
12-23	214-13162-00	. BANJO	2	2		

Fig. 12 OIL PUMP

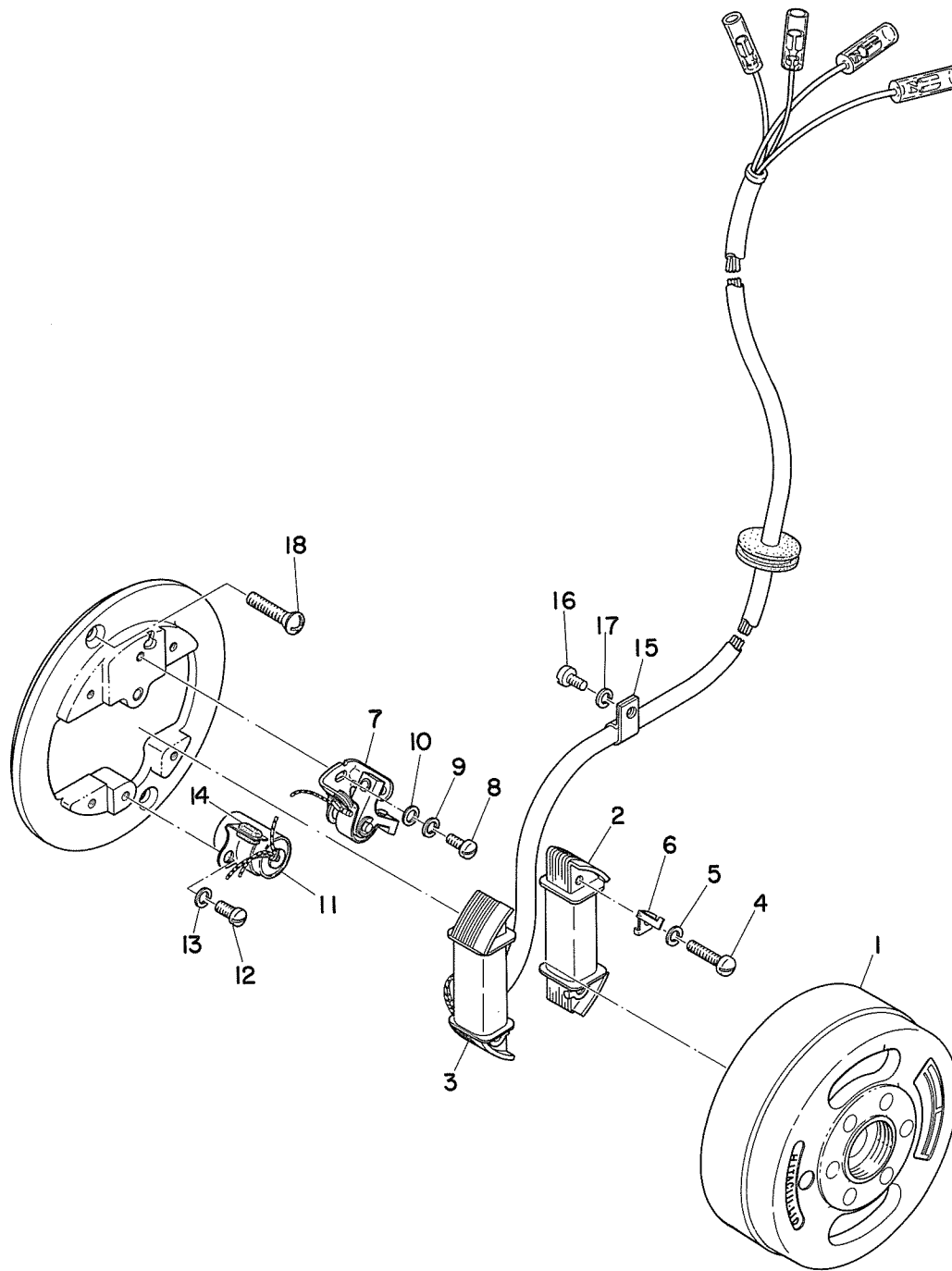




# OIL PUMP

Ref. No.	Part No.	Description	Q'ty		Applicable Machine No.	Remarks
			JT	MX		
12-24	257-13161-00	. PIPE, delivery .....	1	1		
12-25	214-13164-00	. CLIP, delivery pipe .....	2	2		
12-26	137-13165-00	BOLT, banjo .....	1	1		
12-27	137-13167-00	GASKET, banjo .....	2	2		

Fig. 13 FLYWHEEL MAGNETO




# FLYWHEEL MAGNETO

Ref. No.	Part No.	Description	Q'ty		Applicable Machine No.	Remarks
			JT	MX		
13- 0-1	338-81300-10	FLYWHEEL MAGNETO ASS'Y ..	1			
	288-81300-11	FLYWHEEL MAGNETO ASS'Y ..		1		
13- 1	207-81350-10	. ROTOR ASS'Y .....	1	1		
13- 2	225-81312-10	. COIL source .....	1			
	207-81312-10	. COIL, source .....		1		
13- 3	338-81313-10	. COIL, lighting .....	1			
	288-81313-11	. COIL, lighting .....		1		
13-4	110-81348-20	. SCREW, panhead .....	4	4		
13- 5	92901-04100	. WASHER, spring .....	4	4		
13- 6	296-81332-10	. PLATE, timing .....	1			
	257-81332-10	. PLATE, timing .....		1		
13- 7	207-81321-10	. CONTACT BREAKER ASS'Y ..	1	1		
13- 8	110-81347-20	. SCREW, panhead .....	1	1		
13- 9	92901-04100	. WASHER, spring .....	1	1		
13-10	92901-04200	. WASHER, plain .....	1	1		
13-11	207-81326-10	. CONDENSER .....	1	1		
13-12	110-81346-20	. SCREW, panhead .....	1	1		
13-13	92901-04100	. WASHER, spring .....	1	1		
13-14	207-81331-10	. LUBRICATOR .....	1	1		
13-15	109-81328-10	. CLAMP, lead .....	1			
13-16	165-81145-21	. SCREW, panhead (4-8) .....	1	1		
13-17	92901-04100	. WASHER, spring .....	1	1		
13-18	98701-05015	SCREW, flathead .....	2	2		



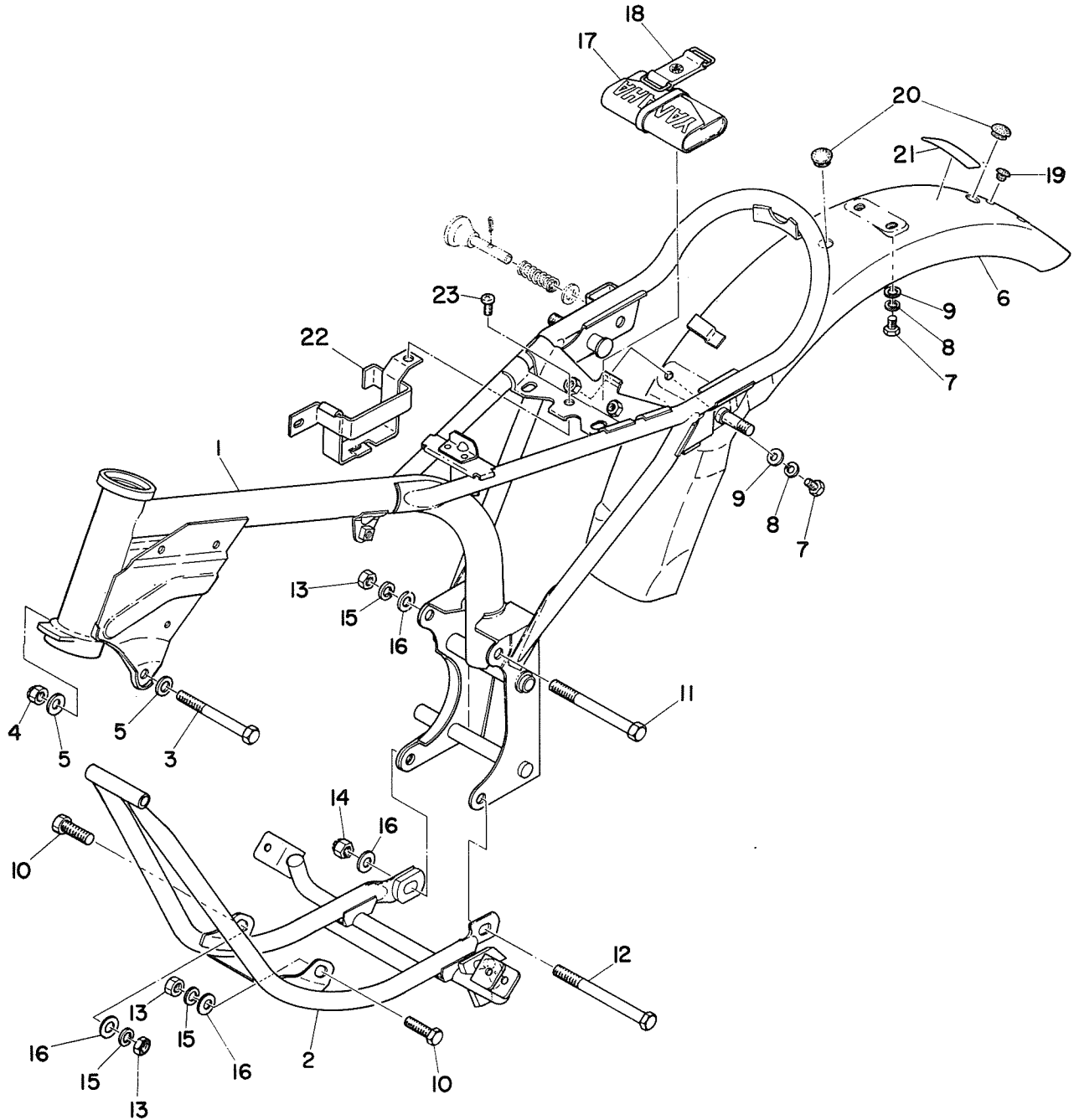
# CHASSIS



1000



Fig. 14 FRAME

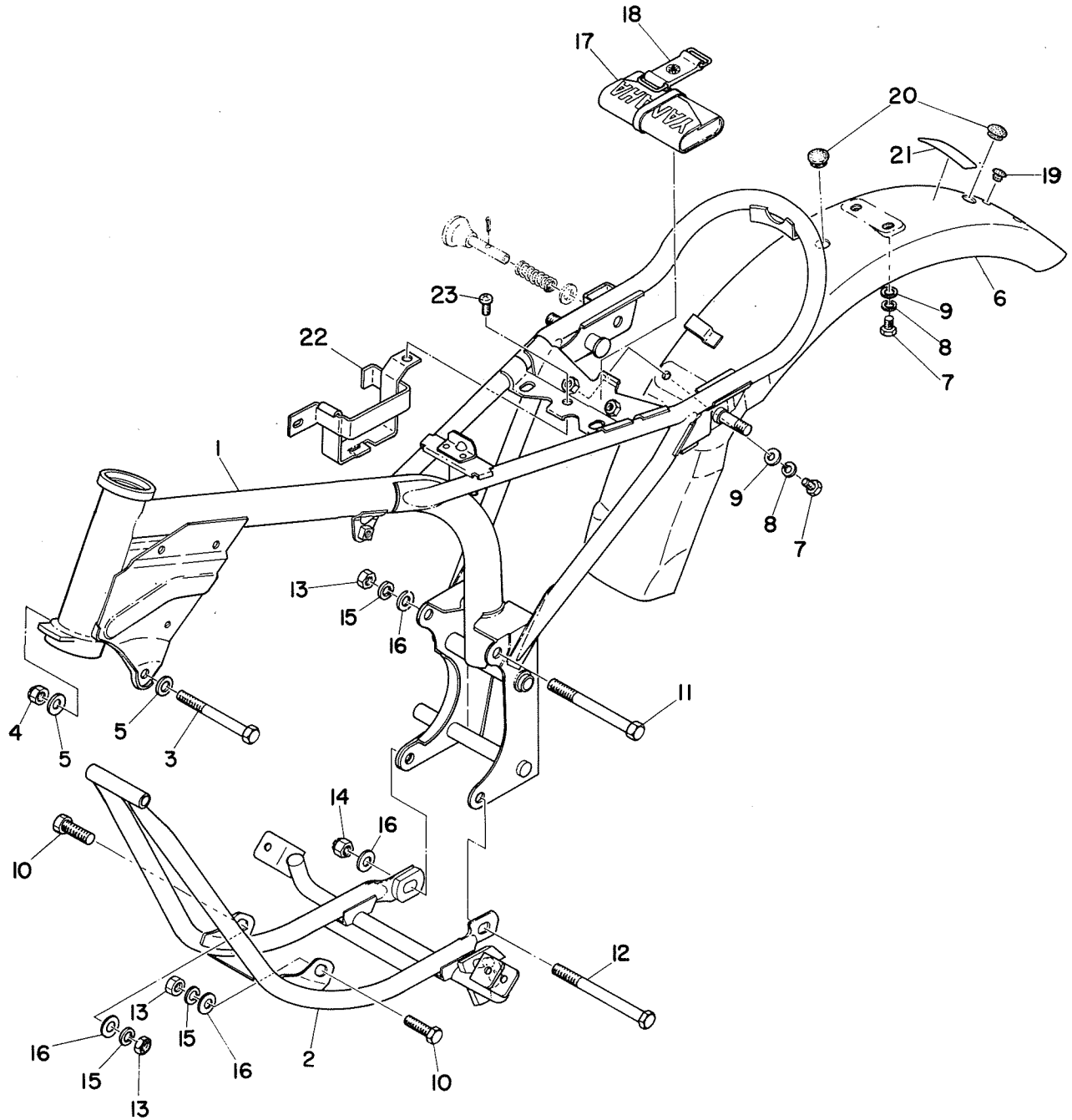




# FRAME

Ref. No.	Part No.	Description	Q'ty		Applicable Machine No.	Remarks
			JT	MX		
14- 1	288-21110-02-33	FRAME COMP. ....	1	1		
14- 2	288-21280-00-33	DOWN TUBE COMP. ....	1	1		
14- 3	288-21481-00	BOLT, special ....	1	1		
14- 4	183-22143-00	NUT ....	1	1		
14- 5	92901-08200	WASHER, plain ....	2	2		
14- 6	338-21610-00-01	REAR FENDER COMP. ....	1			Mandarin Orange
	288-21610-01-02	REAR FENDER COMP. ....		1		Competition Yellow
14- 7	91201-06012	BOLT ....	4	4		
14- 8	92901-06100	WASHER, spring ....	4	4		
14- 9	92901-06200	WASHER, plain ....	4	4		
14-10	97201-08030	BOLT ....	2	2		
14-11	97201-08100	BOLT ....	1	1		
14-12	97201-08115	BOLT ....	1	1		
14-13	98801-08100	NUT ....	3	3		
14-14	183-22143-00	NUT ....	1	1		
14-15	92901-08100	WASHER, spring ....	3	3		
14-16	92901-08200	WASHER, plain ....	4	4		
14-17	207-28100-10	TOOL ASS'Y ....	1	1		
14-18	288-21376-00	BAND, tool cover ....	1	1		
14-19	288-83319-00	PLUG, blind ....	3	3		
14-20	214-84154-60	GROMMET ....	2	2		

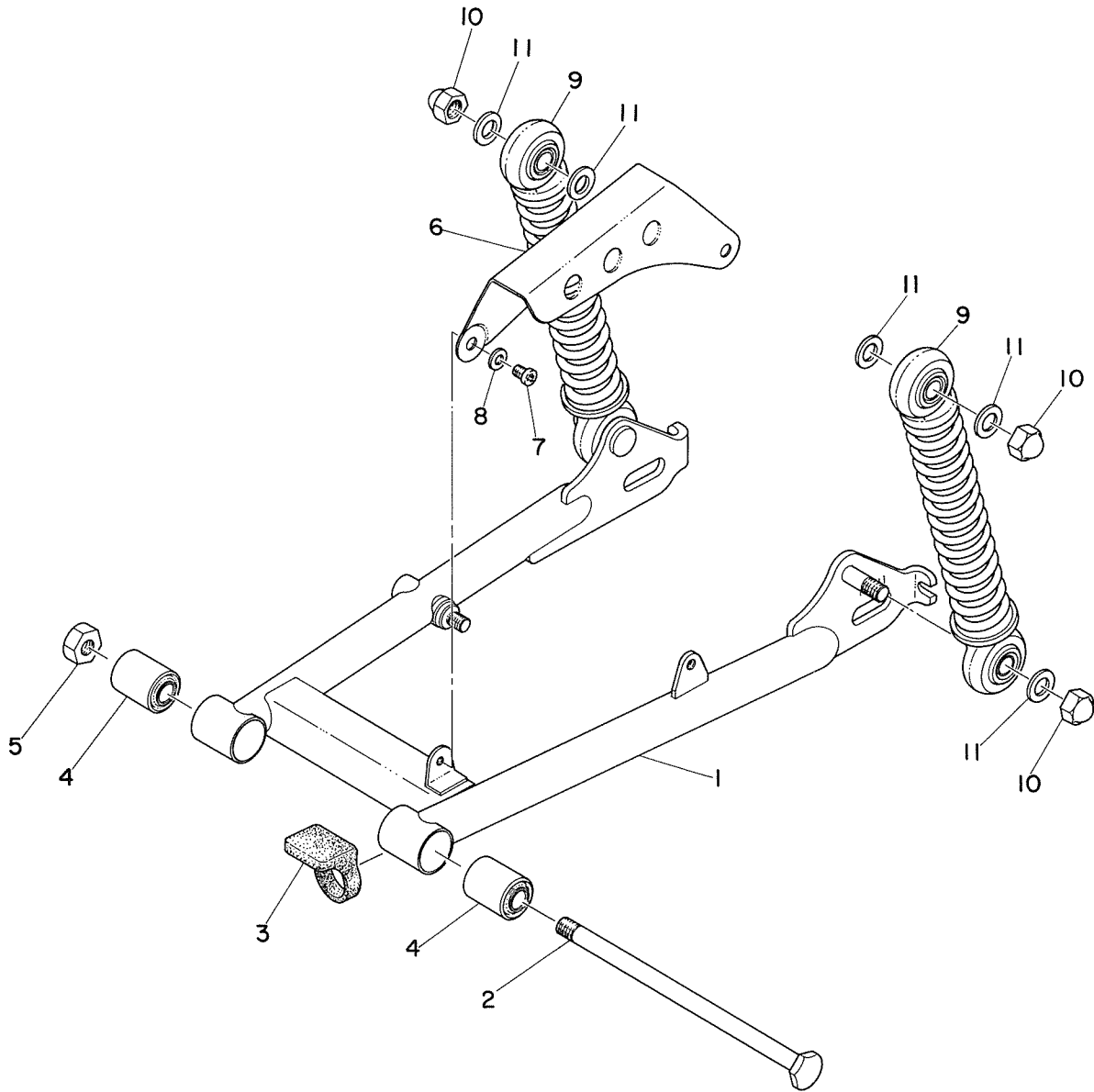
Fig. 14 FRAME



# FRAME

Ref. No.	Part No.	Description	Q'ty		Applicable Machine No.	Remarks
			JT	MX		
14-21	338-21659-00	LAVEL, street warning .....	1			
	288-21659-00	LAVEL, warning .....		1		
14-22	290-21240-00	BATTERY BOX COMP. ....	1			
14-23	92501-06012	SCREW, pan head .....	1			

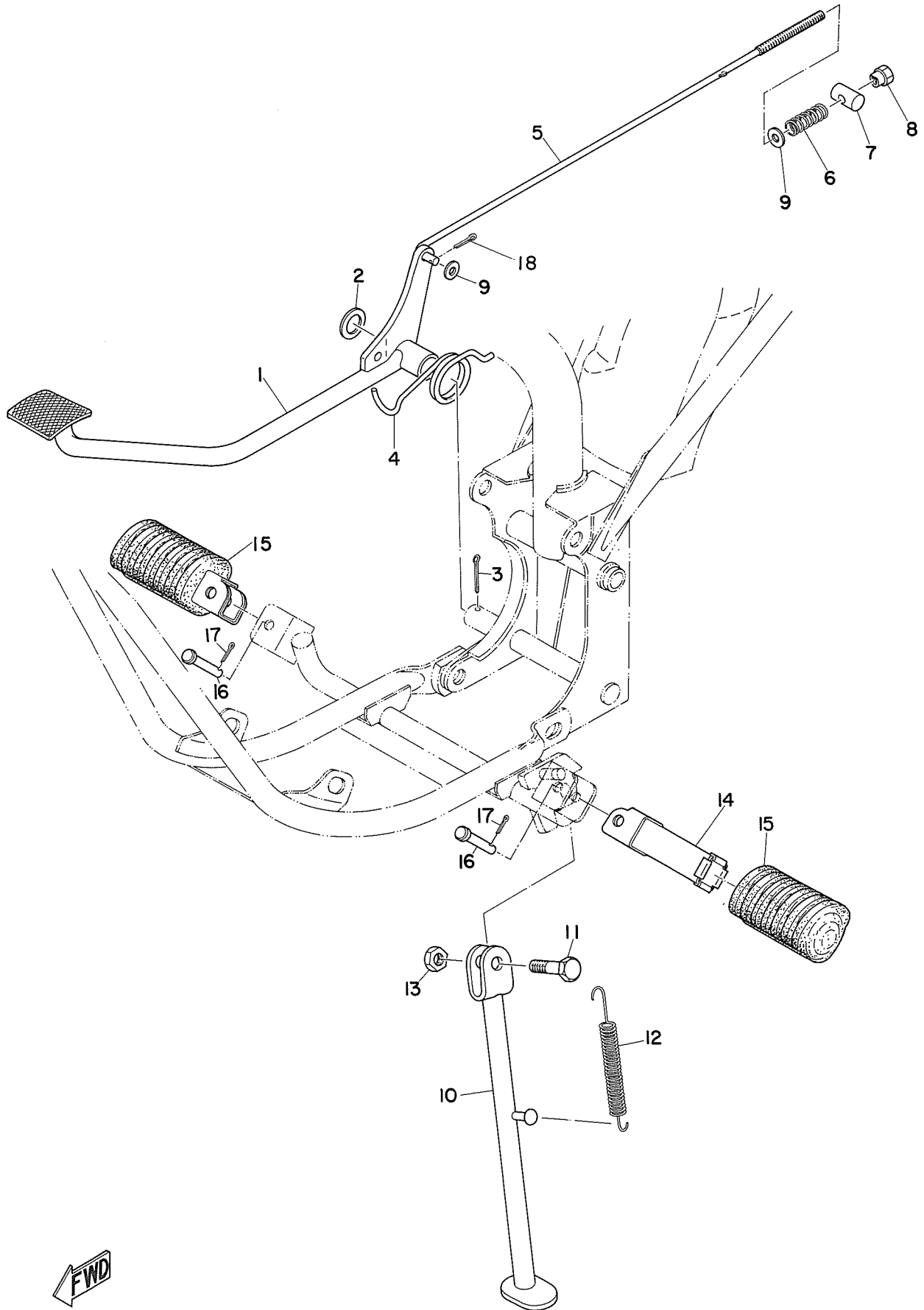
Fig. 15 REAR ARM · REAR CUSHION



## REAR ARM · REAR CUSHION

Ref. No.	Part No.	Description	Q'ty		Applicable Machine No.	Remarks
			JT	MX		
15- 1	288-22110-00-33	REAR ARM COMP. ....	1	1		
15- 2	288-22141-00	SHAFT, pivot ....	1	1		
15- 3	183-22151-00	SEAL, guard ....	1	1		
15- 4	102-22123-00	BUSHING, rear arm ....	2	2		
15- 5	98801-10100	NUT ....	1	1		
15- 6	288-22311-00-35	CHAIN CASE, half ....	1	1		
15- 7	98501-05008	SCREW, pan head ....	2	2		
15- 8	92901-05100	WASHER, spring ....	2	2		
15- 9	288-22210-20	REAR CUSHION ASS'Y ....	2	2		
15-10	98804-10700	NUT, crown ....	4	4		
15-11	102-22243-00	WASHER, rear cushion (10-25-2)	6	6		

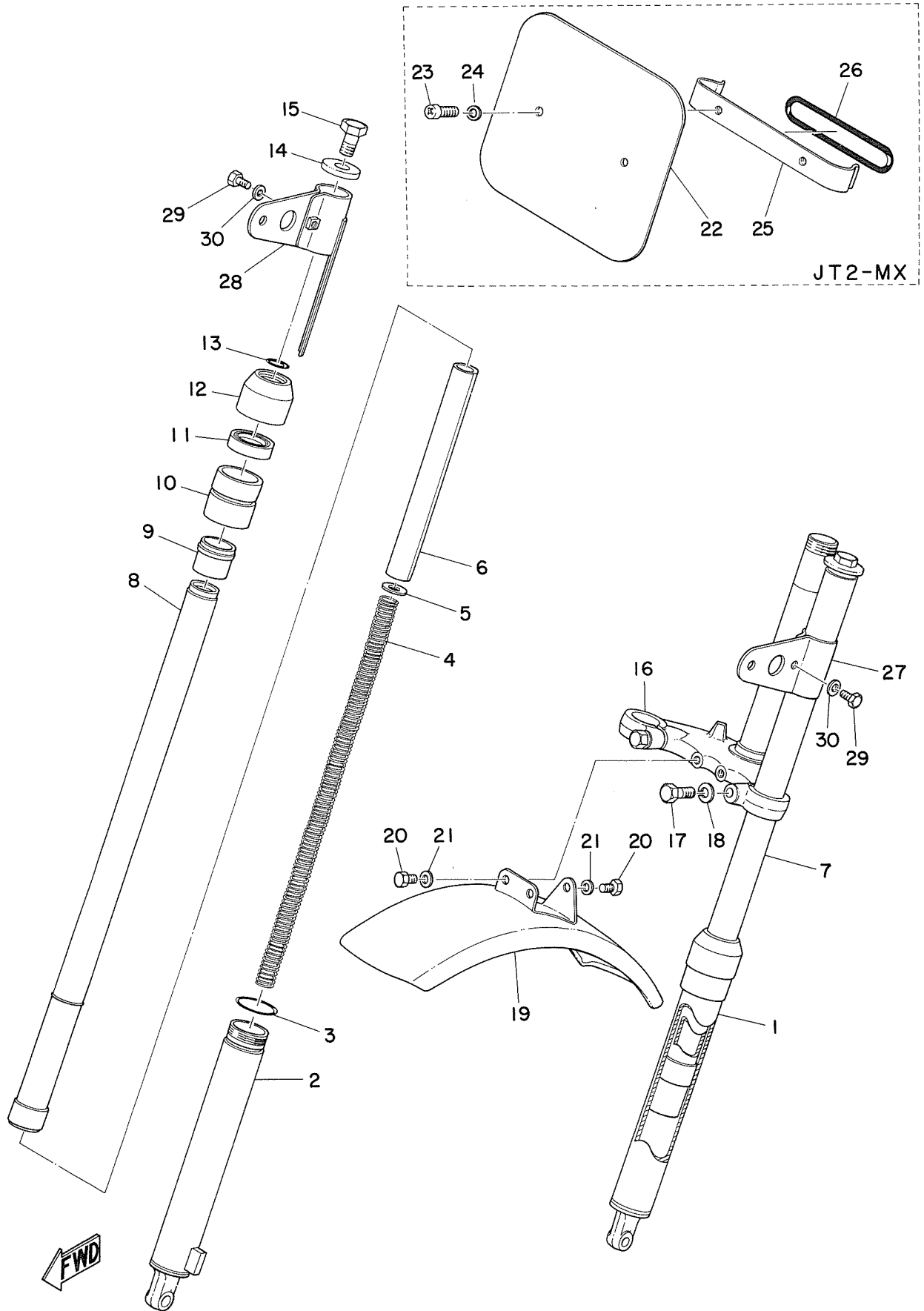
Fig. 16 STAND · BRAKE PEDAL



# STAND · BRAKE PEDAL

Ref. No.	Part No.	Description	Q'ty		Applicable Machine No.	Remarks
			JT	MX		
16- 1	288-27211-01-91	PEDAL, brake .....	1	1		
16- 2	135-22243-00	WASHER, rear cushion (14.8-27-2) .....	1	1		
16- 3	91401-30020	PIN, cotter .....	1	1		
16- 4	183-27216-00	SPRING, return .....	1	1		
16- 5	288-27231-00	ROD, brake .....	1	1		
16- 6	180-27236-00	SPRING, rod .....	1	1		
16- 7	156-27237-00	PIN, clevis .....	1	1		
16- 8	206-27238-00	NUT, adjusting .....	1	1		
16- 9	92901-06200	WASHER, plain .....	2	2		
16-10	288-27311-00	STAND, side .....	1	1		
16-11	137-27317-00	BOLT, side stand .....	1	1		
16-12	150-27316-00	SPRING, side stand .....	1	1		
16-13	98801-08300	NUT .....	1	1		
16-14	214-27421-00	FOOTREST .....	2	2		
16-15	214-27413-00	COVER, footrest .....	2	2		
16-16	91501-08038	PIN, clevis .....	2	2		
16-17	91401-20015	PIN, cotter .....	2	2		
16-18	91401-20012	PIN, cotter .....	1	1		

Fig. 17 FRONT FORK - FRONT FENDER

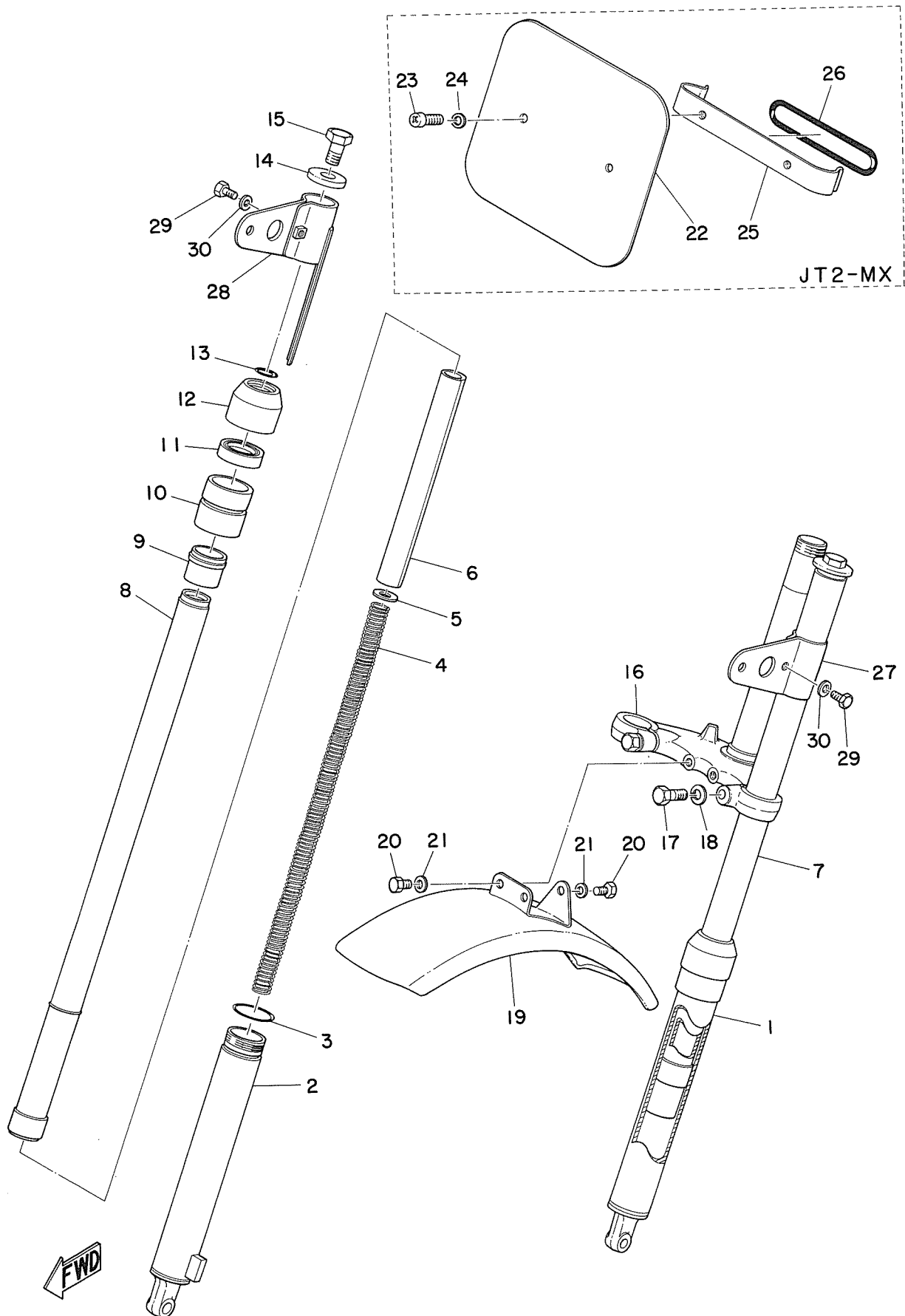




## FRONT FORK · FRONT FENDER

Ref. No.	Part No.	Description	Q'ty		Applicable Machine No.	Remarks
			JT	MX		
17- 0-1	338-23100-00-35	FRONT FORK ASS'Y .....	1			Silver
	288-23100-02-35	FRONT FORK ASS'Y .....		1		Silver
17- 1	288-23126-00-35	. TUBE, outer left .....	1	1		Silver
17- 2	288-23136-00-35	. TUBE, outer right .....	1	1		Silver
17- 3	207-23147-00	. O-RING .....	2	2		
17- 4	290-23141-00	. SPRING, fork .....	1	1		
17- 5	290-23149-00	. WASHER, spring upper (10-18.5-1.6) .....	1	1		
17- 6	290-23118-00	. SPACER .....	1	1		
17- 7	290-23124-00	. TUBE, inner left .....	1	1		
17- 8	290-23134-00	. TUBE, inner right .....	1	1		
17- 9	109-23125-00	. METAL, side .....	2	2		
17-10	290-23150-00	. OUTER NUT COMP. ....	2	2		
17-11	290-23145-00	. . OIL SEAL .....	2	2		
17-12	290-23144-00	. SEAL, dust .....	2	2		
17-13	122-23114-00	. PACKING .....	2	2		
17-14	207-23112-00	. WASHER, cap .....	2	2		
17-15	260-23111-40	. BOLT, cap .....	2			
	205-23111-00	. BOLT, cap .....		2		
17-16	290-23340-01	. UNDER BRACKET COMP. ...	1	1		
17-17	122-23346-01	. BOLT, under bracket .....	2			
	122-23346-00	. BOLT, under bracket .....		2		
17-18	92901-10100	. WASHER, spring .....	2	2		
17-19	288-21510-00-03	FRONT FENDER COMP. ....	1			Mandarin Orange
	288-21510-00-02	FRONT FENDER COMP. ....		1		Competition Yellow

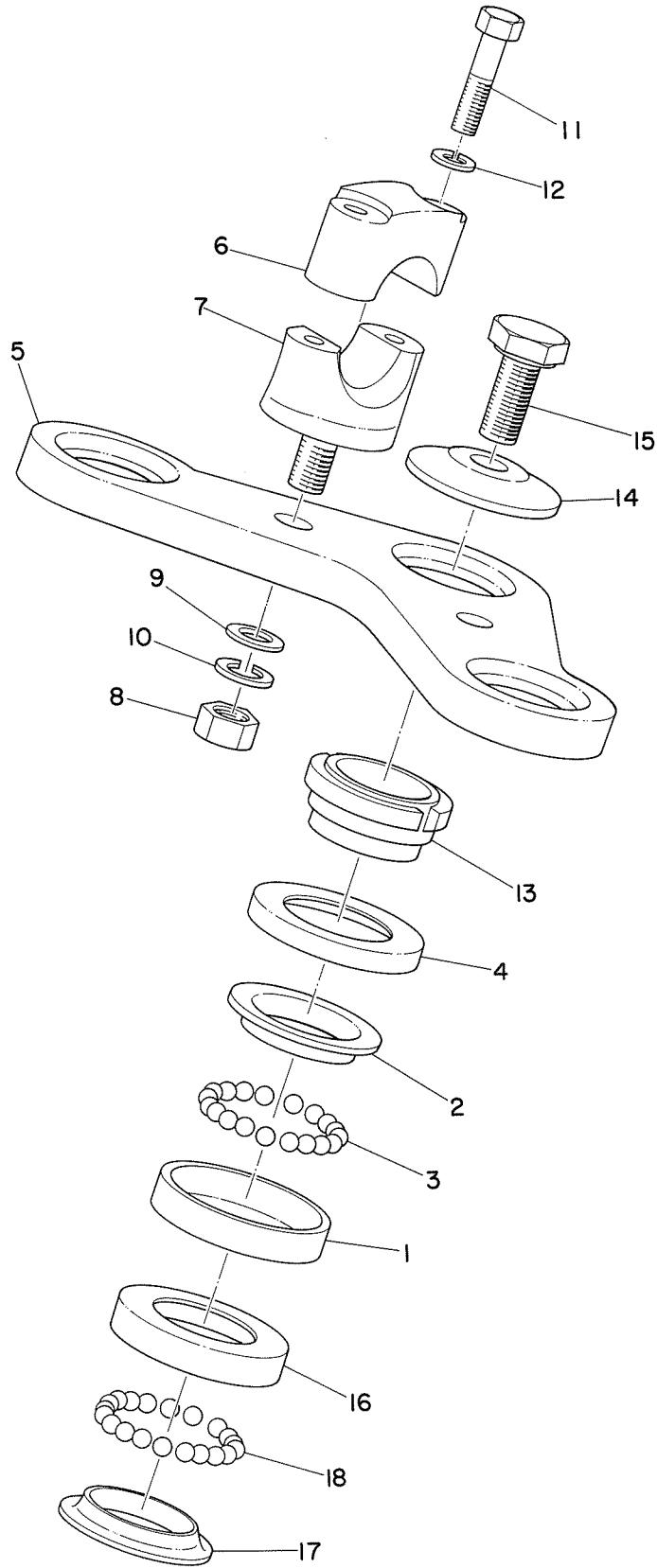
Fig. 17 FRONT FORK · FRONT FENDER



## FRONT FORK · FRONT FENDER

Ref. No.	Part No.	Description	Q'ty		Applicable Machine No.	Remarks
			JT	MX		
17-20	91201-06010	BOLT .....	3	3		
17-21	92901-06200	WASHER, plain .....	3	3		
17-22	288-23485-00	PLATE, number .....		1		
17-23	92501-06010	SCREW, pan head .....		2		
17-24	92901-06200	WASHER, plain .....		2		
17-25	288-23486-00	STAY, plate .....		1		
17-26	288-23489-00	BAND .....		1		
17-27	290-84118-01	STAY, head lamp left .....	1			
17-28	290-84119-01	STAY, head lamp right .....	1			
17-29	289-85119-00	BOLT .....	2			
17-30	92901-06200	WASHER, plain .....	2			

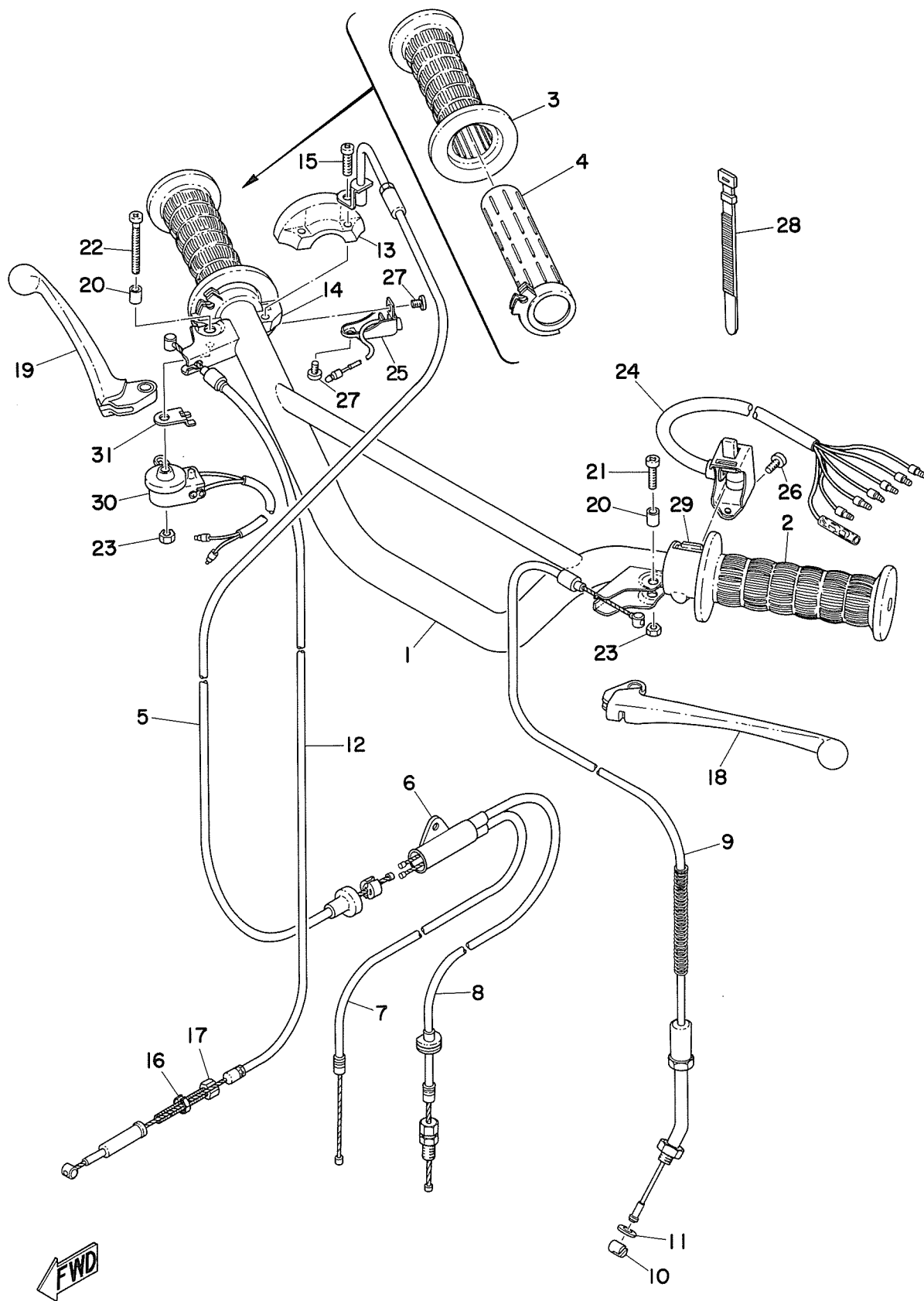
Fig. 18 STEERING



# STEERING

Ref.No.	Part No.	Description	Q'ty		Applicable Machine No.	Remarks
			JT	MX		
18- 1	122-23412-00	RACE, ball 2	1	1		
18- 2	122-23411-00	RACE, ball 1	1	1		
18- 3	93503-16010	BALL (3/16 inch)	22	22		
18- 4	122-23416-00	COVER, ball race	1	1		
18- 5	185-23435-00-35	CROWN, handle	1	1		
18- 6	122-23441-00	HOLDER, handle upper	2	2		
18- 7	122-23442-02	HOLDER, handle under	2	2		
18- 8	98801-10100	NUT	2	2		
18- 9	92901-10200	WASHER, plain	2	2		
18-10	92901-10100	WASHER, spring	2	2		
18-11	91103-06035	BOLT	4	4		
18-12	92901-06100	WASHER, spring	4	4		
18-13	122-23453-00	NUT, fitting	1	1		
18-14	122-23443-00	WASHER, crown	1	1		
18-15	122-23451-00	BOLT, fitting	1	1		
18-16	156-23412-00	RACE, ball 2	1	1		
18-17	156-23411-00	RACE, ball 1	1	1		
18-18	93501-04011	BALL (1/4 inch)	19	19		

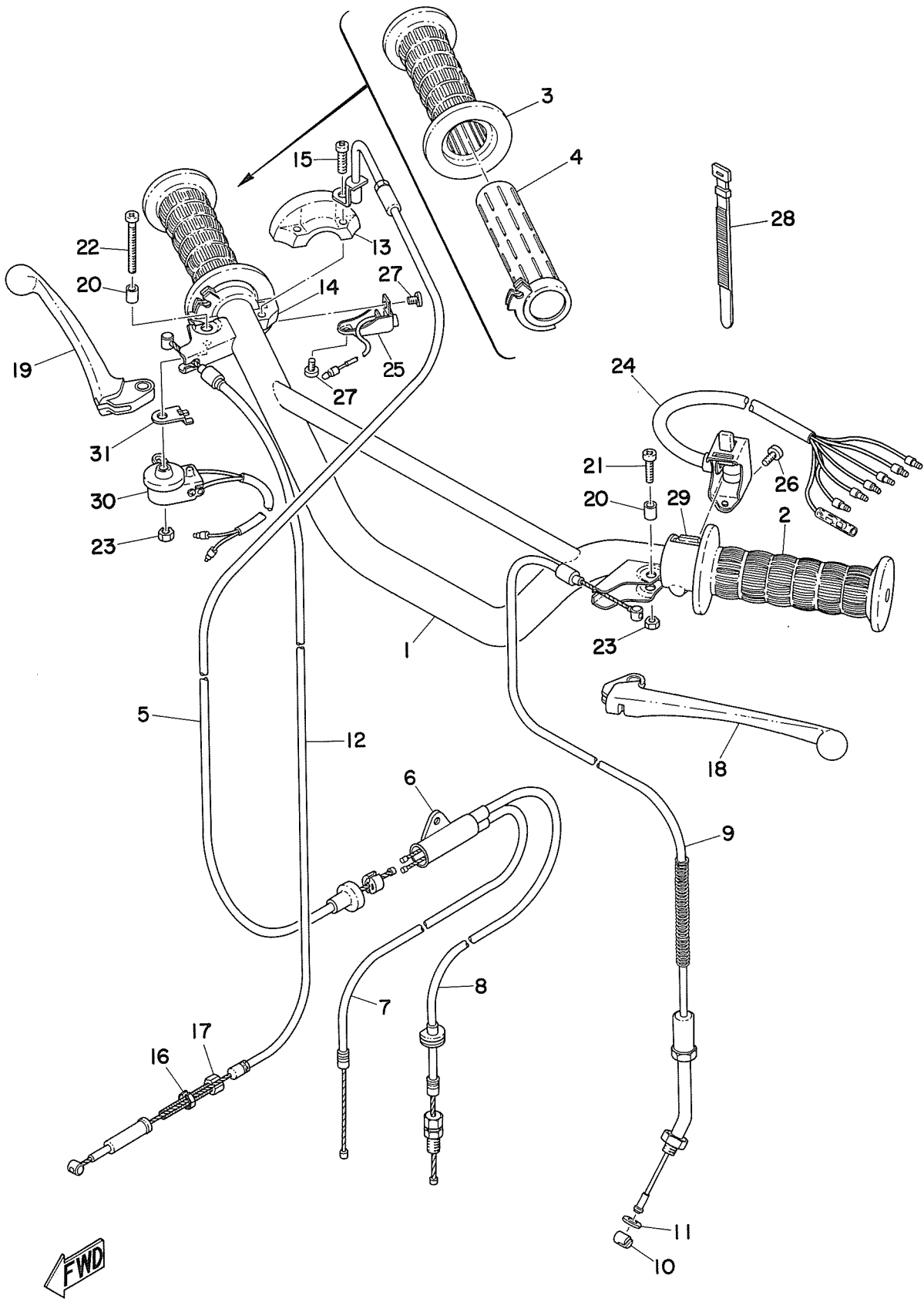
Fig. 19 HANDLE · WIRE



# HANDLE · WIRE

Ref. No.	Part No.	Description	Q'ty		Applicable Machine No.	Remarks
			JT	MX		
19- 1	288-26111-01	HANDLE .....	1	1		
19- 2	214-26241-00	GRIP, left .....	1	1		
19- 3	214-26242-00	GRIP, right .....	1	1		
19- 4	214-26243-00	TUBE, guide .....	1	1		
19- 5	288-26311-00	WIRE, throttle .....	1	1		
19- 6	266-26261-00	CYLINDER .....	1	1		
19- 7	288-26312-00	WIRE, throttle 2 .....	1	1		
19- 8	288-26321-00	WIRE, pump .....	1	1		
19- 9	288-26335-00	WIRE, clutch .....	1	1		
19-10	164-26363-00	. END, wire .....	1	1		
19-11	92901-06200	WASHER, plain .....	1	1		
19-12	288-26341-00	WIRE, brake .....	1	1		
19-13	214-26281-01	CAP, grip upper .....	1	1		
19-14	248-26282-00	CAP, grip under .....	1	1		
19-15	98501-05018	SCREW, pan head .....	2	2		
19-16	109-26344-00	NUT, wire adjusting .....	1	1		
19-17	109-26345-00	BOLT, wire adjusting .....	1	1		
19-18	137-83912-01	LEVER, left .....	1	1		
19-19	137-83922-01	LEVER, right .....	1			
	137-83922-01	LEVER, right .....		1		
19-20	288-83913-00	COLLAR, lever .....	2	2		
19-21	98501-05018	SCREW, pan head .....	1	2		
19-22	338-83915-00	SCREW, lever fitting .....	1			
19-23	98801-05100	NUT .....	2	2		

Fig. 19 HANDLE · WIRE



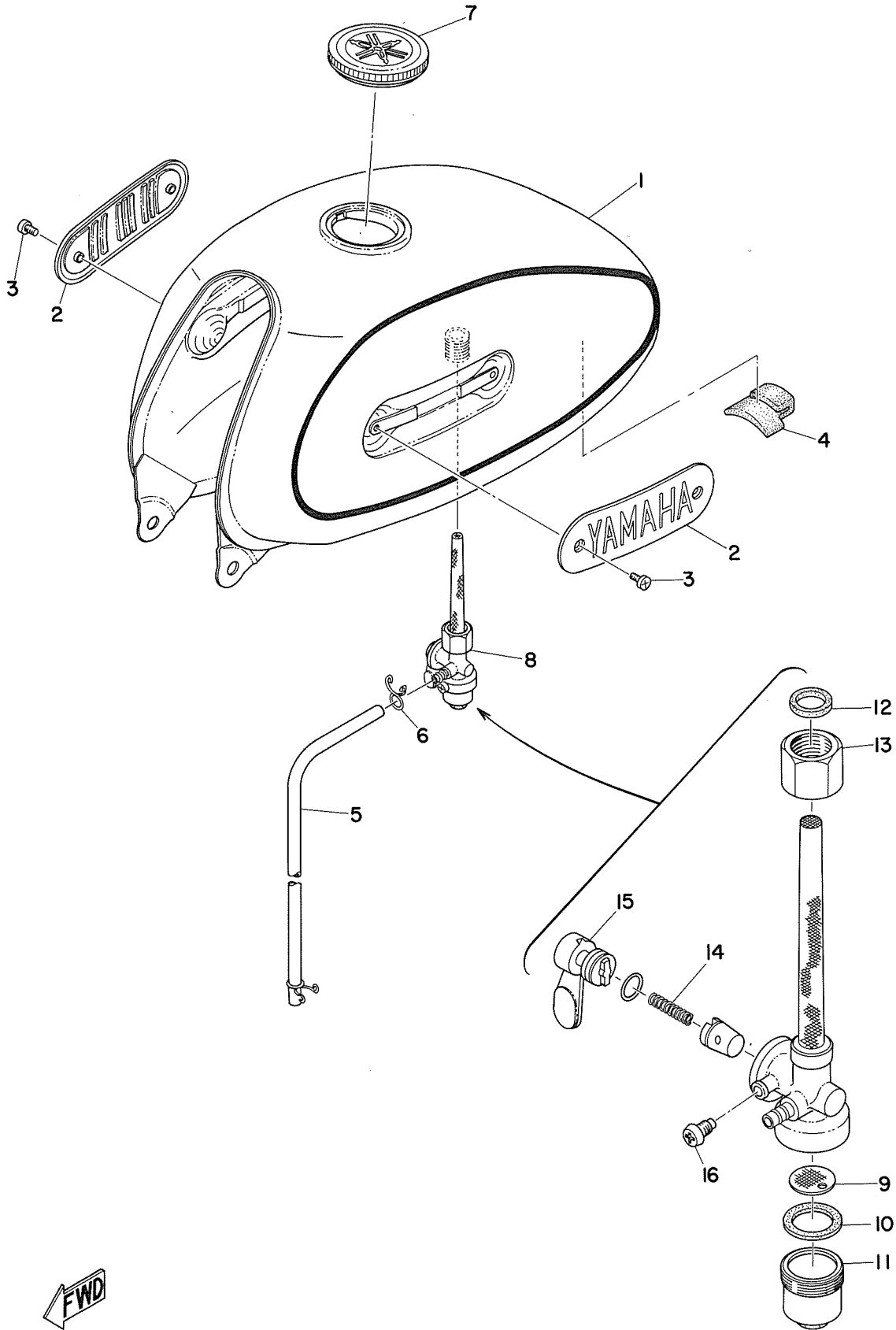
FWD



# HANDLE · WIRE

Ref. No.	Part No.	Description	Q'ty		Applicable Machine No.	Remarks
			JT	MX		
19-24	289-83975-00	SWITCH, handle 2 .....	1			
19-25	261-83976-00	SWITCH, handle 1 .....		1		
19-26	98503-05018	SCRE W, pan head .....	1			
19-27	98501-05005	SCREW, pan head .....		2		
19-28	168-83936-01	BAND, siwtch cord .....	1	1		
19-29	214-83974-00	HOLDER, handle switch .....	1			
19-30	233-83980-30	FRONT STOP SWITCH ASS'Y ...	1			
19-31	338-83983-00	BRACKET, front stop switch ...	1			

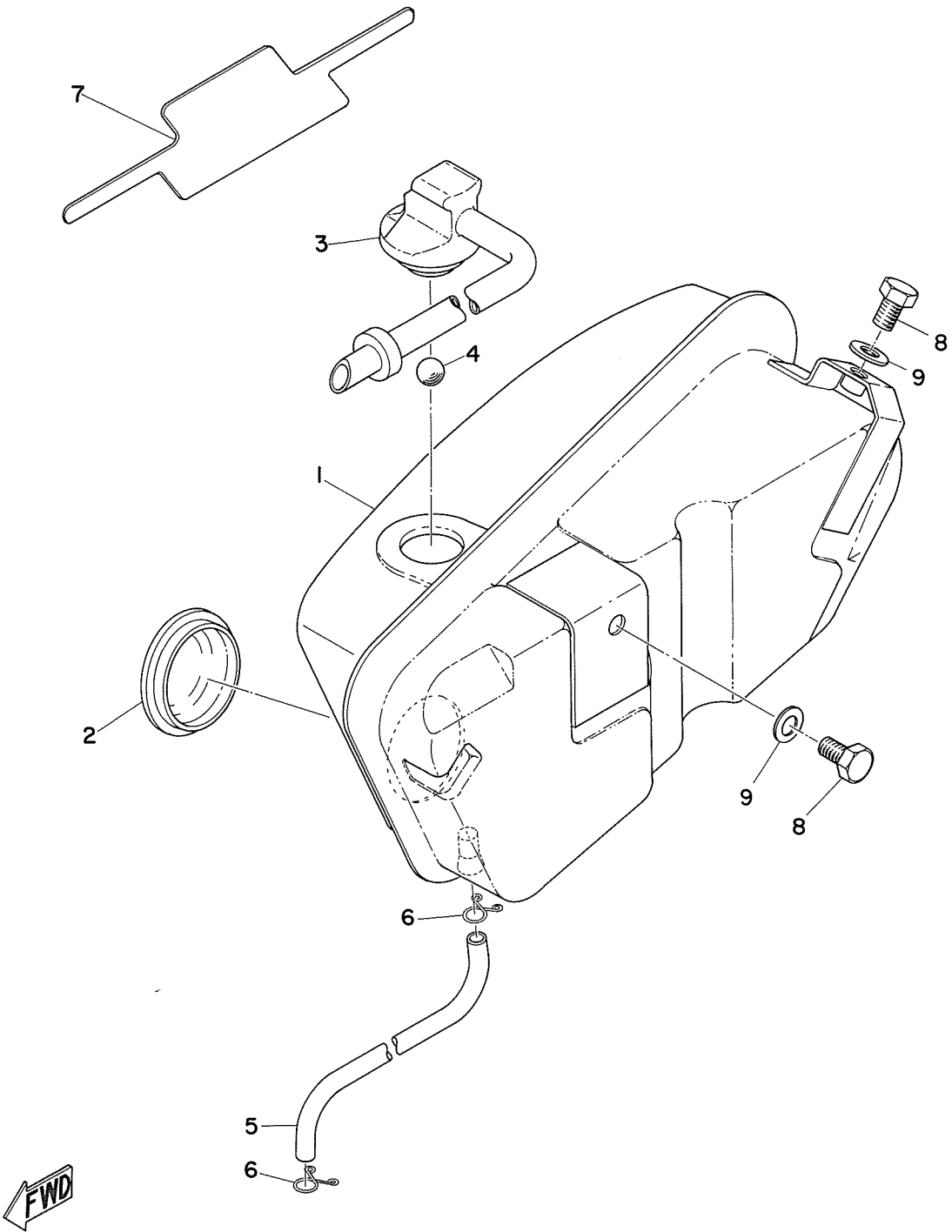
Fig. 20 FUEL TANK



# FUEL TANK

Ref. No.	Part No.	Description	Q'ty		Applicable Machine No.	Remarks
			JT	MX		
20- 1	288-24110-01-05	FUEL TANK COMP. ....	1			Mandarin Orange
	288-24110-01-03	FUEL TANK COMP. ....		1		Competition Yellow
20- 2	276-24161-00	EMBLEM .....	2	2		
20- 3	98501-04008	SCREW, pan head .....	4	4		
20- 4	288-24181-00	DAMPER, locating .....	1	1		
20- 5	612-24311-00	PIPE (5-250) .....	1	1		
20- 6	101-24356-00	CLIP, pipe .....	2	2		
20- 7	122-24610-01	CAP ASS'Y .....	1	1		
20- 8	127-24500-00	FUEL COCK ASS'Y .....	1	1		
20- 9	122-24515-00	. NET, filter .....	1	1		
20-10	102-24522-00	.. GASKET, filter .....	1	1		
20-11	122-24521-00	. CUP, filter .....	1	1		
20-12	122-24532-00	. GASKET, nut .....	1	1		
20-13	122-24531-00	. NUT .....	1	1		
20-14	102-24529-00	. SPRING .....	1	1		
20-15	122-24524-00	. LEVER, cock .....	1	1		
20-16	127-24535-00	. SCREW, lever fitting .....	1	1		

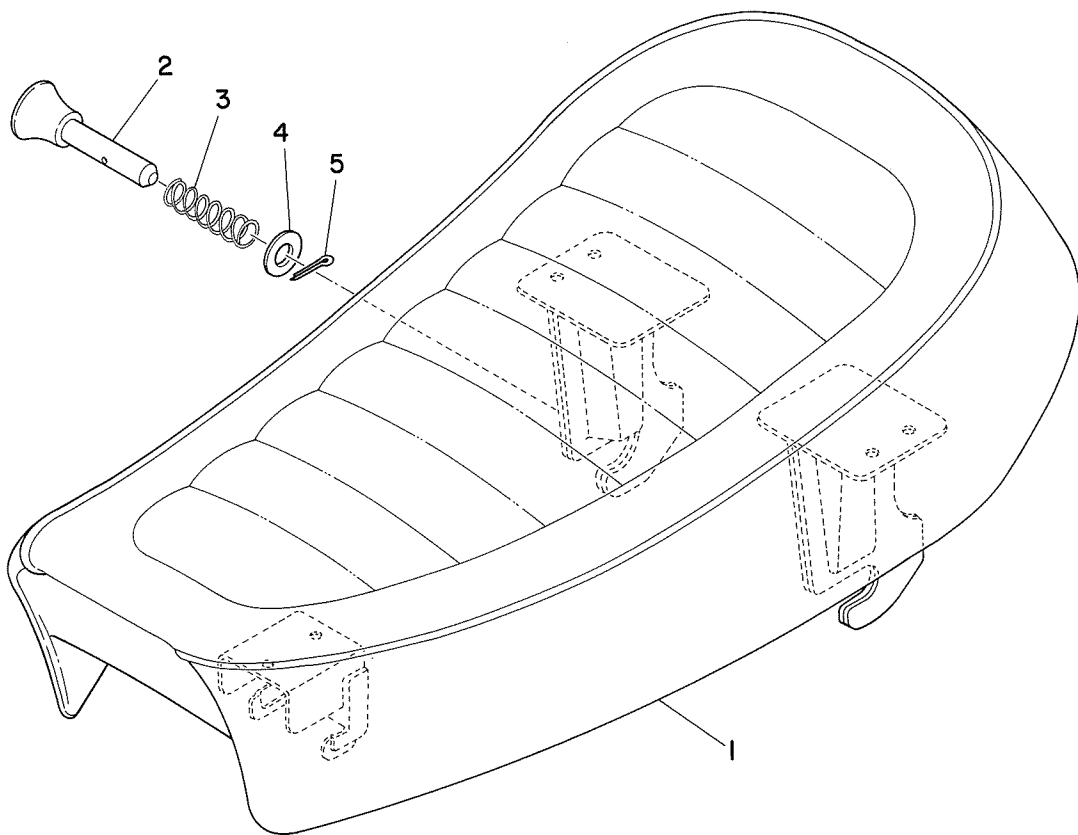
Fig. 21 OIL TANK



# OIL TANK

Ref.No.	Part No.	Description	Q'ty		Applicable Machine No.	Remarks
			JT	MX		
21- 1	288-21705-00-71	OIL TANK ASS'Y .....	1			Mandarin Orange
	288-21705-00-26	OIL TANK ASS'Y .....		1		Competition Yellow
21- 2	214-21761-00	. GAUGE, level .....	1	1		
21- 3	288-21771-00	BODY, cap .....	1	1		
21- 4	288-24684-00	BALL .....	1	1		
21- 5	132-24319-01	PIPE, oil (5-380) .....	1	1		
21- 6	101-24356-00	CLIP, oil .....	2	2		
21- 7	288-21787-00	EMBLEM, enduro .....	1	1		
21- 8	91201-06012	BOLT .....	2	2		
21- 9	92901-06200	WASHER, plain .....	2	2		

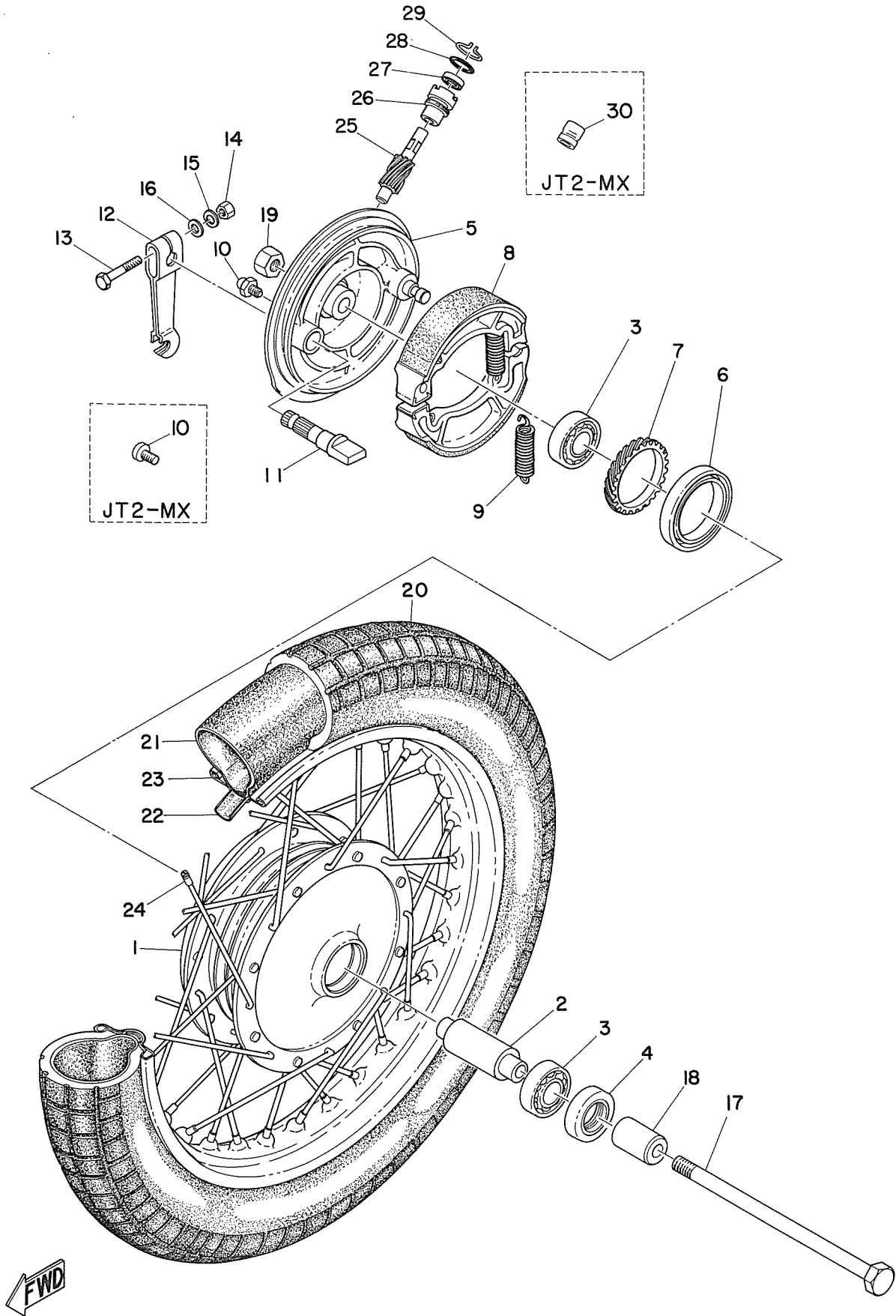
Fig. 22 SEAT



# SEAT

Ref. No.	Part No.	Description	Q'ty		Applicable Machine No.	Remarks
			JT	MX		
22- 1	288-24770-01	SEMI-DOUBLE SEAT ASS'Y	1	1		
22- 1-1	288-24771-01	. COVER, seat	1	1		
22- 2	288-24727-00	PIN, seat fitting	1	1		
22- 3	288-24781-00	SPRING, seat	1	1		
22- 4	156-27226-00	WASHER (8.2-13-0.6)	1	1		
22- 5	91401-20012	PIN, cotter	1	1		

Fig. 23 FRONT WHEEL

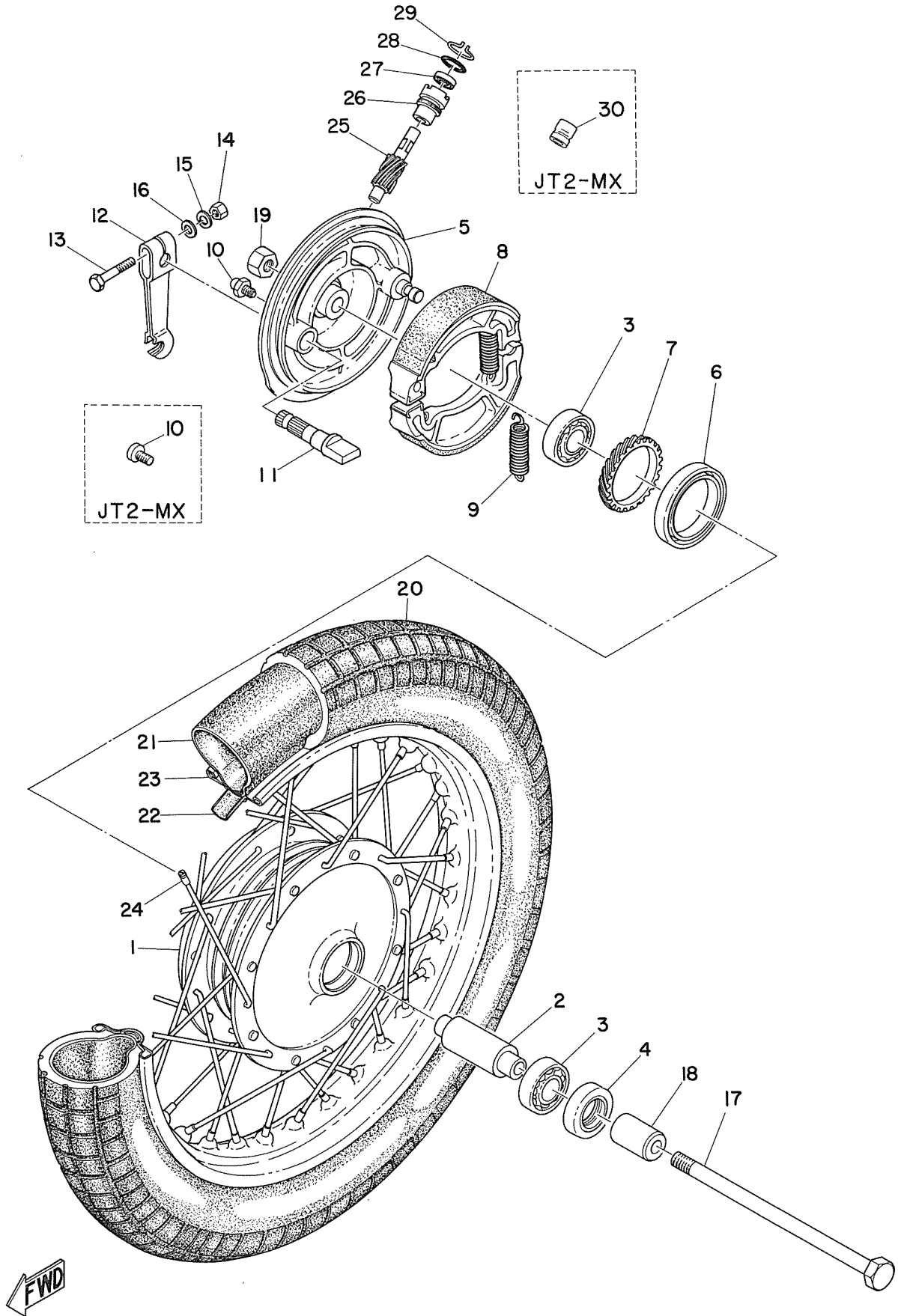




## FRONT WHEEL

Ref. No.	Part No.	Description	Q'ty		Applicable Machine No.	Remarks
			JT	MX		
23- 1	288-25111-00	HUB, front	1	1		
23- 2	102-25117-00	SPACER, bearing	1	1		
23- 3	93306-20203	BEARING (6202)	2	2		
23- 4	93106-20001	OIL-SEAL (DD20-35-7)	1	1		
23- 5	109-25121-01-35	PLATE, brake shoe	1	1		
23- 6	93107-42001	OIL-SEAL (OS 42-52.5-7)	1	1		
23- 7	290-25135-00	GEAR, drive	1			
23- 8	122-25330-00	BRAKE SHOE COMP.	2	2		
23- 9	102-25333-00	SPRING, return	2	2		
23-10	93700-06001	NIPPLE, grease	1			
	92501-06010	SCREW, pan head		1		
23-11	122-25351-01	CAM SHAFT	1	1		
23-12	109-25155-00	LEVER, cam shaft	1	1		
23-13	91201-06030	BOLT	1	1		
23-14	98801-06100	NUT	1	1		
23-15	92901-06100	WASHER, spring	1	1		
23-16	92901-06200	WASHER, plain	1	1		
23-17	128-25181-00	SHAFT, wheel	1	1		
23-18	128-25183-00	COLLAR, wheel shaft	1	1		
23-19	98801-10100	NUT	1	1		
23-20	94125-15091	TIRE (2.50-15-4PR)	1	1		
23-21	94225-15036	TUBE (2.50-15)	1	1		
23-22	94325-15028	BAND, rim (2.50-15)	1	1		
23-23	94414-15058	RIM, (1.40-15)	1	1		

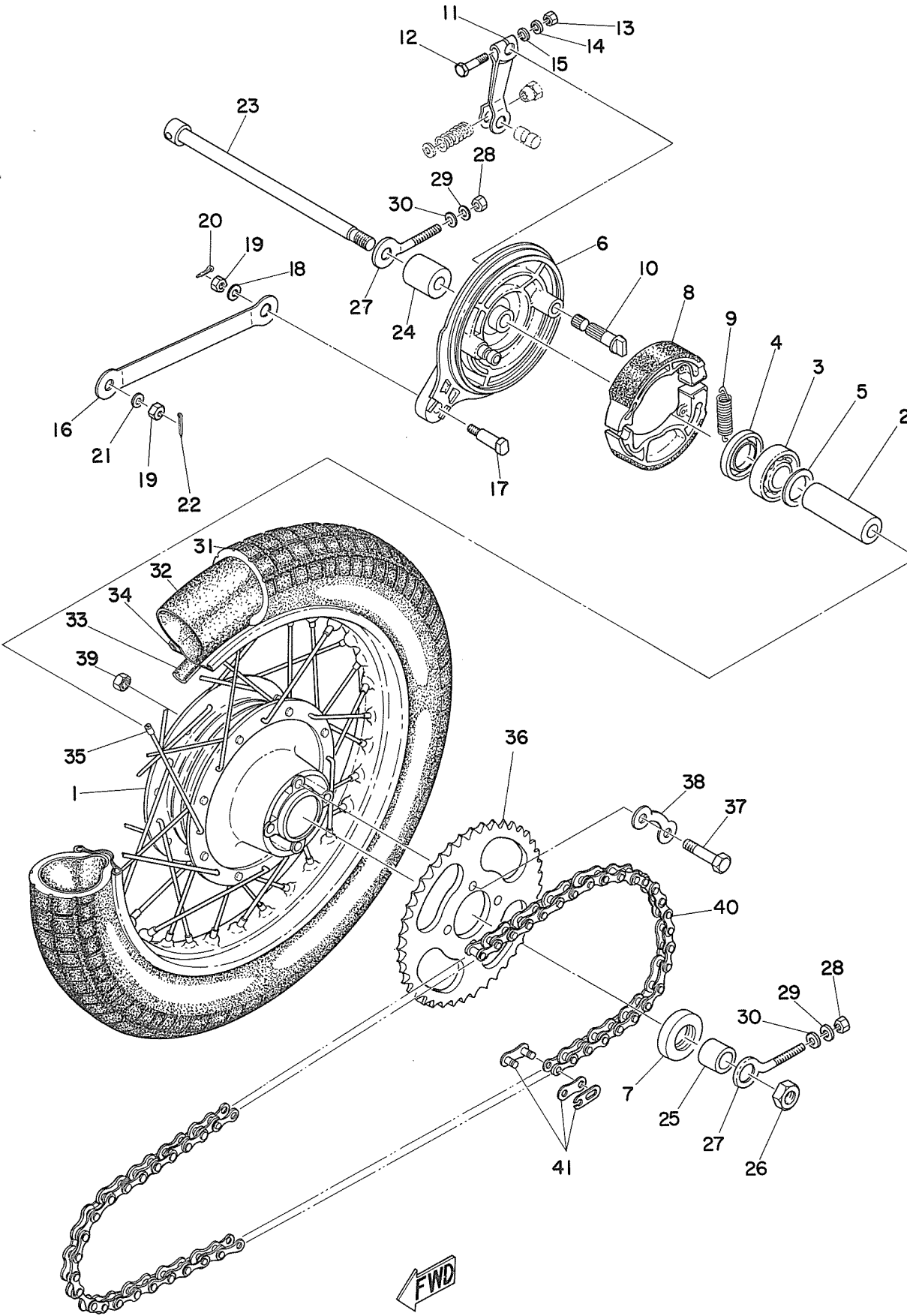
Fig. 23 FRONT WHEEL



# FRONT WHEEL

Ref. No.	Part No.	Description	Q'ty		Applicable Machine No.	Remarks
			JT	MX		
23-24	288-25104-00	SPOKE SET .....	1s	1s		
23-25	290-25138-00	GEAR, meter .....	1			
23-26	109-25136-00	BUSHING .....	1			
23-27	93104-07003	OIL SEAL (S07-14-4) .....	1			
23-28	93210-14104	O-RING (2.4-13.4) .....	1			
23-29	102-25137-00	RING, stop .....	1			
23-30	288-25139-00	PLUG, blind .....		1		

Fig. 24 REAR WHEEL

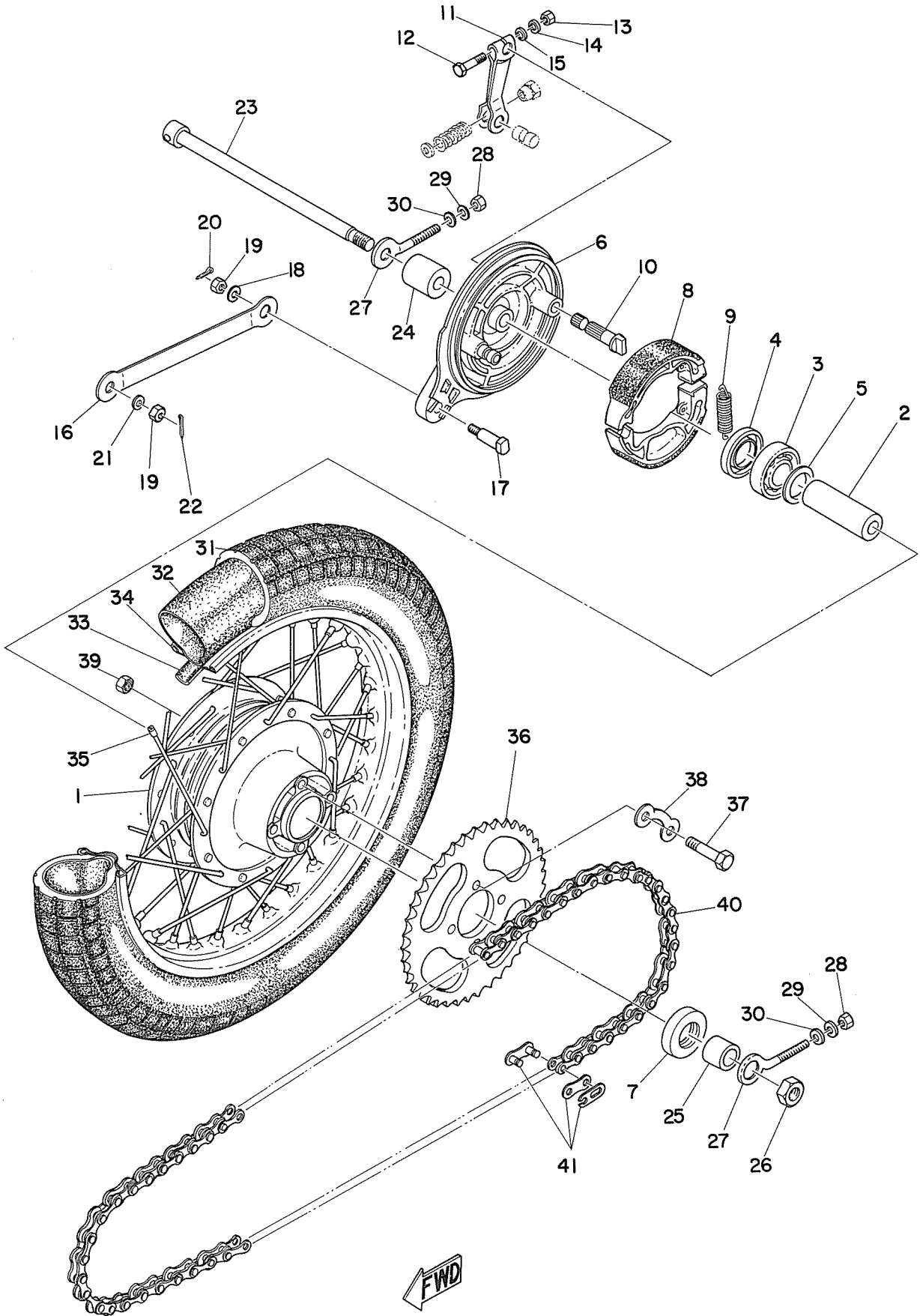


FWD

## REAR WHEEL

Ref. No.	Part No.	Description	Q'ty		Applicable Machine No.	Remarks
			JT	MX		
24- 1	288-25311-00	HUB, rear	1	1		
24- 2	109-25317-00	SPACER, bearing	1	1		
24- 3	93306-30101	BEARING (6301)	1	1		
24- 4	93106-20002	OIL SEAL (DD-20-37-8)	1	1		
24- 5	102-25315-00	FLANGE, spacer	1	1		
24- 6	109-25321-01-35	PLATE, brake shoe	1	1		
24- 7	93104-18006	OIL SEAL (SO-18-37-8)	1	1		
24- 8	122-25330-00	BRAKE SHOE COMP.	2	2		
24- 9	102-25333-00	SPRING, return	2	2		
24-10	122-25351-01	CAM SHAFT	1	1		
24-11	122-25355-00	LEVER, cam shaft	1	1		
24-12	91201-06030	BOLT	1	1		
24-13	98801-06100	NUT	1	1		
24-14	92901-06100	WASHER, spring	1	1		
24-15	92901-06200	WASHER, plain	1	1		
24-16	102-25371-00	BAR, tension	1	1		
24-17	109-25373-00	BOLT, tension bar	1	1		
24-18	92901-08100	WASHER, spring	1	1		
24-19	98801-08300	NUT	2	2		
24-20	91401-20012	PIN, cotter	1	1		
24-21	92901-08200	WASHER, plain	1	1		
24-22	91401-20012	PIN, cotter	1	1		
24-23	288-25381-00	SHAFT, wheel	1	1		
24-24	102-25383-00	COLLAR, wheel shaft	1	1		

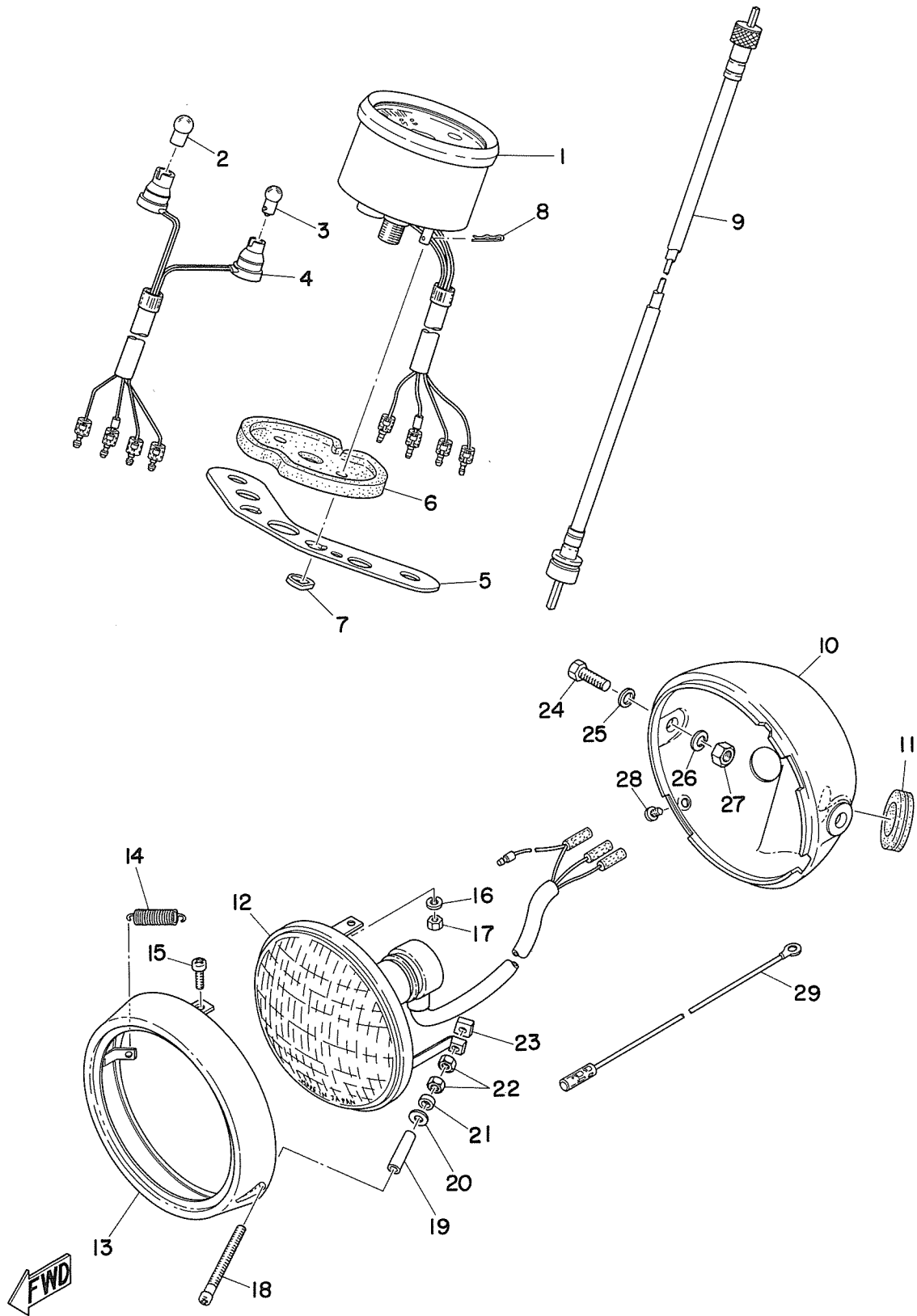
Fig. 24 REAR WHEEL



# REAR WHEEL

Ref. No.	Part No.	Description	Q'ty		Applicable Machine No.	Remarks
			JT	MX		
24-25	109-25377-01	COLLAR, shaft	1	1		
24-26	183-25182-00	NUT, shaft	1	1		
24-27	102-25389-00	PULLER, chain	2	2		
24-28	98801-06100	NUT	2	2		
24-29	92901-06100	WASHER, spring	2	2		
24-30	92901-06200	WASHER, plain	2	2		
24-31	94125-15091	TIRE (2.50-15-4PR)	1	1		
24-32	94225-15036	TUBE (2.50-15)	1	1		
24-33	94325-15028	BAND, rim (2.50-15)	1	1		
24-34	94414-15058	RIM (1.40-15)	1	1		
24-35	288-25304-00	SPOKE SET	1s	1s		
24-36	288-25441-10	GEAR, sprocket wheel (41T)	1	1		
24-37	109-25411-00	BOLT, fitting	4	4		
24-38	101-25412-00	WASHER, lock	2	2		
24-39	98801-08300	NUT	4	4		
24-40	94504-20090	CHAIN (DK420-90L)	1	1		
24-41	94604-20001	JOINT, chain	1	1		

Fig. 25 HEAD LAMP · SPEEDOMETER

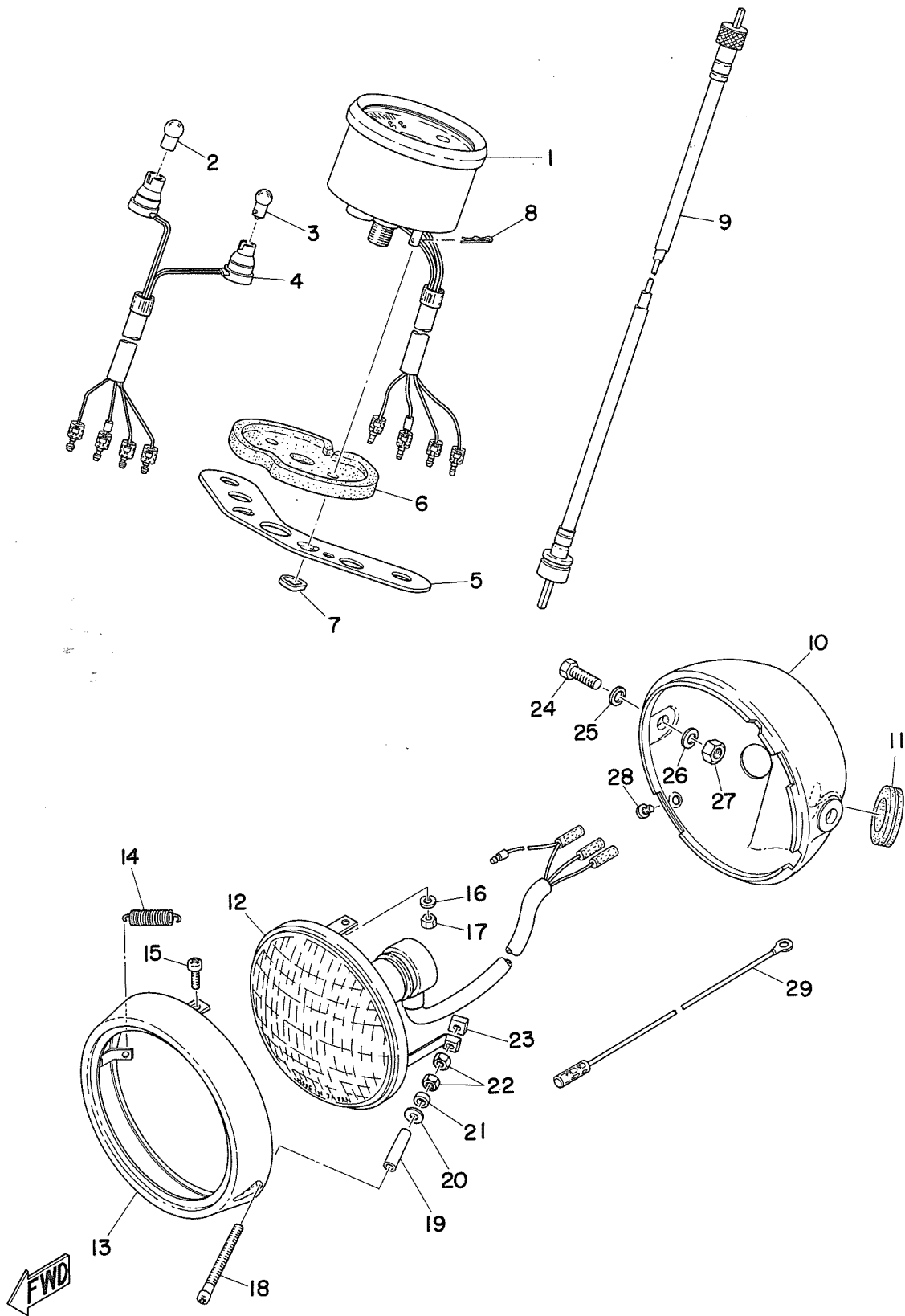




# HEAD LAMP · SPEEDOMETER

Ref. No.	Part No.	Description	Q'ty		Applicable Machine No.	Remarks
			JT	MX		
25- 1	338-83510-30	SPEEDO METER ASS'Y	.....	1		
25- 2	188-83517-10	. BULB (6V/1.5W)	.....	1		For light
25- 3	122-83516-10	. BULB (6V/3W)	.....	1		For highbeam
25- 4	338-83520-30	. SOCKET ASS'Y	.....	1		
25- 5	290-83519-00-35	BRACKET, speedo meter	.....	1		
25- 6	237-83523-00	DAMPER	.....	1		
25- 7	214-83524-00	WASHER, special	.....	2		
25- 8	156-83525-00	CLIP	.....	2		
25- 9	290-83550-00	SPEEDOMETER CABLE ASS'Y	.	1		
25-10	338-84130-60-71	BODY ASS'Y	.....	1		Mandarin Orange
25-11	150-84153-00	. GROMMET	.....	2		
25- 0-1	338-84110-60	HEAD LAMP UNIT ASS'Y	.....	1		
25-12	338-84120-60	. LENS ASS'Y (6V/15W)	.....	1		
25-13	261-84315-61	. RIM, head lamp	.....	1		
25-14	132-84335-60	. SPRING, lens adjust	.....	1		
25-15	98501-04010	. SCREW, pan head	.....	2		
25-16	92901-04100	. WASHER, spring	.....	2		
25-17	802-84126-00	. NUT	.....	2		
25-18	198-84331-60	. SCREW, rim adjusting	.....	1		
25-19	233-84133-60	. COLLOR, adjust screw	.....	1		
25-20	92901-04200	. WASHER, plain	.....	1		
25-21	132-84328-60	. SPACER	.....	1		
25-22	802-84126-00	. NUT	.....	2		
25-23	198-84334-60	. NUT, adjust	.....	1		

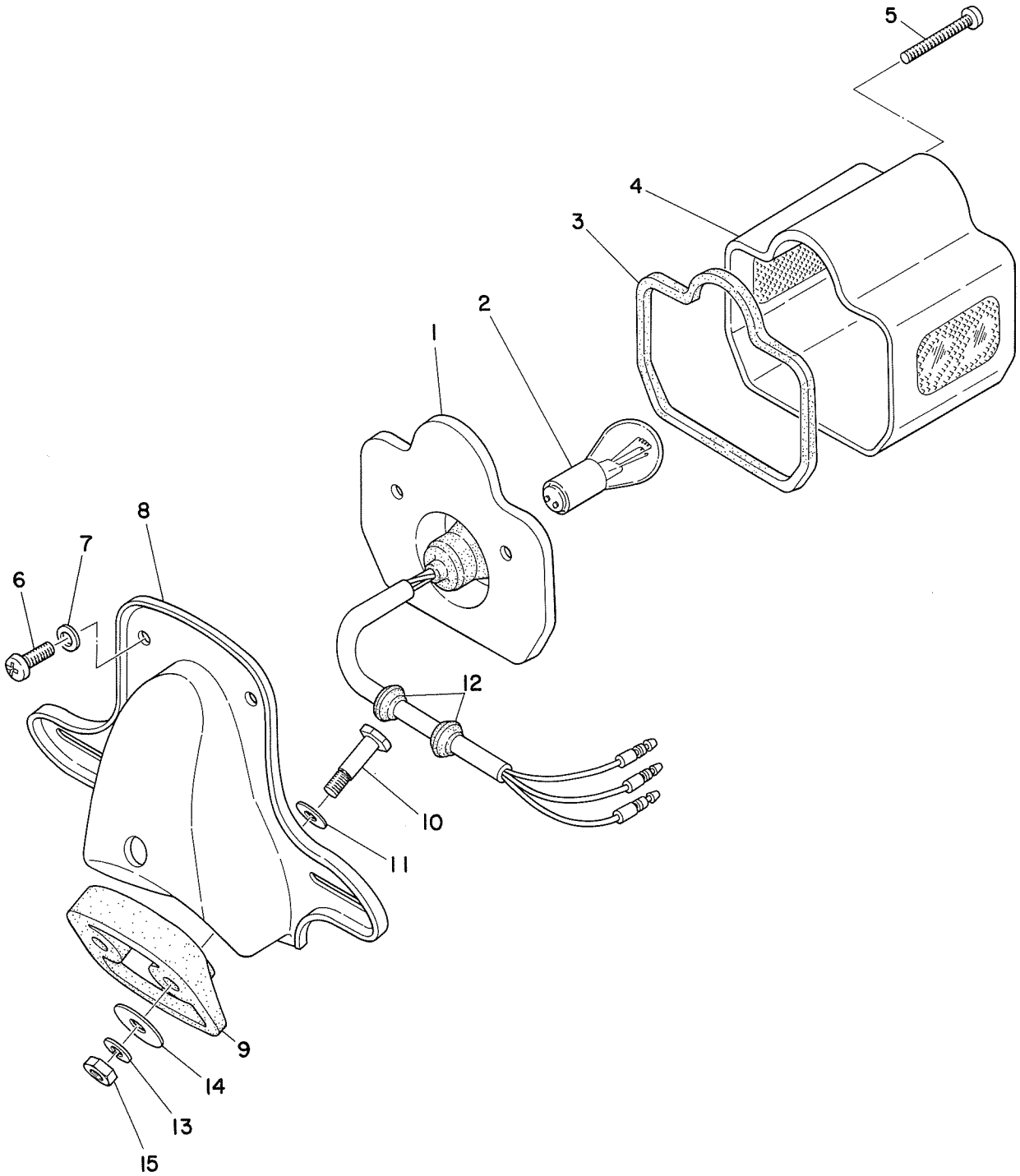
Fig. 25 HEAD LAMP · SPEEDOMETER



# HEAD LAMP · SPEEDOMETER

Ref. No.	Part No.	Description	Q'ty		Applicable Machine No.	Remarks
			JT	MX		
25-24	97204-08020	BOLT .....		2		
25-25	92903-08200	WASHER, plain .....		2		
25-26	92901-08100	WASHER, spring .....		2		
25-27	98801-08100	NUT .....		2		
25-28	195-84325-00	SCREW, rim fitting .....		1		
25-29	173-84313-00	WIRE, earth .....		1		

Fig. 26 TAIL LAMP

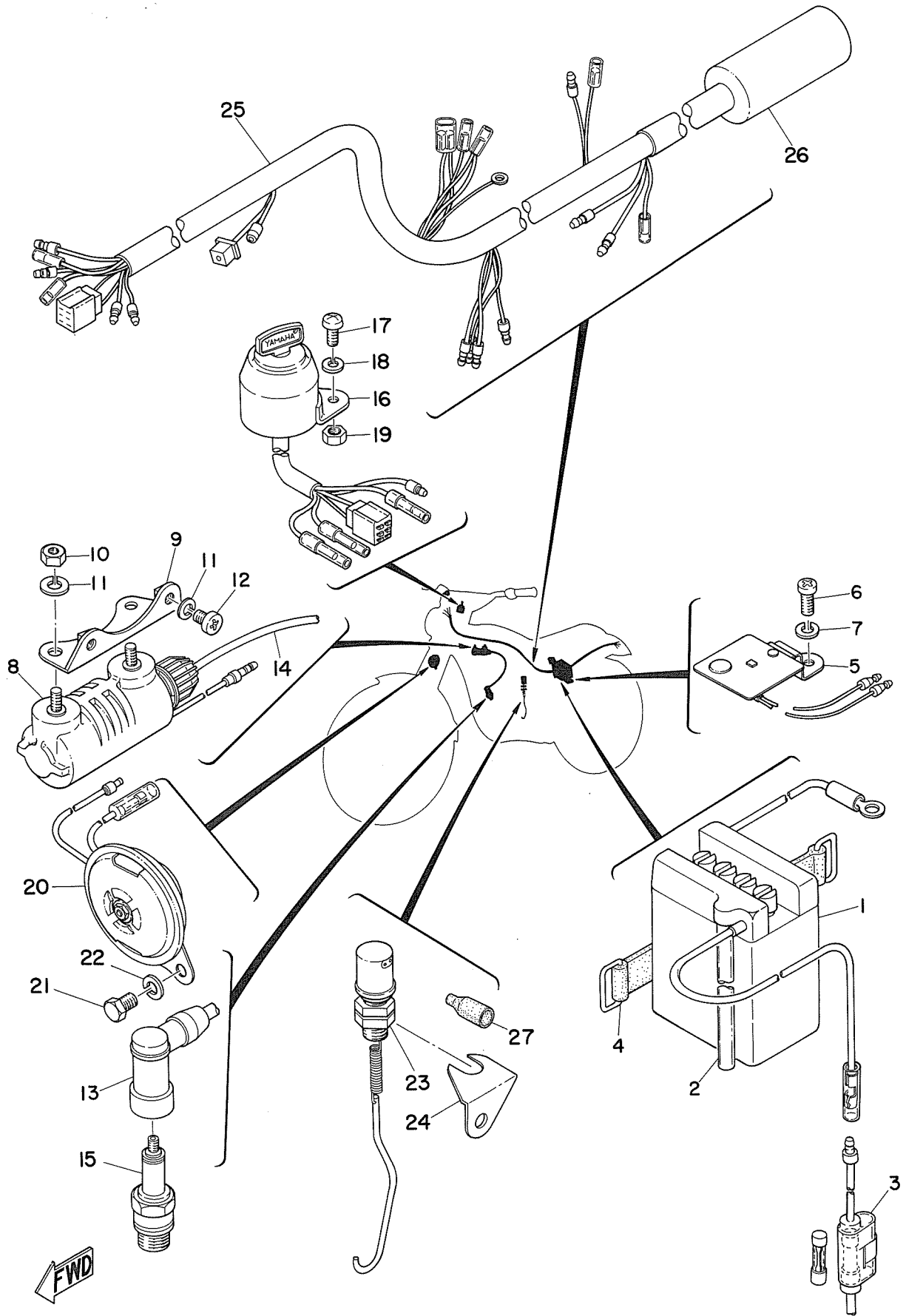


FWD

# TAIL LAMP

Ref. No.	Part No.	Description	Q'ty		Applicable Machine No.	Remarks
			JT	MX		
26- 0-1	338-84510-60	TAIL LAMP UNIT ASS'Y	.....	1		
26- 1	338-84511-60	. BASE, tail lamp	.....	1		
26- 2	124-84514-60	. BULB (6V/5.3W)	.....	1		
26- 3	168-84712-60	. SEAT, base	.....	1		
26- 4	168-84721-60	. LENS, tail lamp	.....	1		
26- 5	193-84724-00	. SCREW, lens fitting	.....	2		
26- 6	92503-06010	SCREW, pan head	.....	2		
26- 7	92901-06100	WASHER, spring	.....	2		
26- 8	168-84751-00-35	BRACKET, licence	.....	1		
26- 9	338-84553-00	DAMPER	.....	1		
26-10	338-84552-00	BOLT	.....	2		
26-11	92901-06200	WASHER, plain	.....	2		
26-12	152-84518-00	GROMMET	.....	2		
26-13	92901-06100	WASHER, spring	.....	2		
26-14	156-24186-00	WASHER, special	.....	2		
26-15	98801-06100	NUT	.....	2		

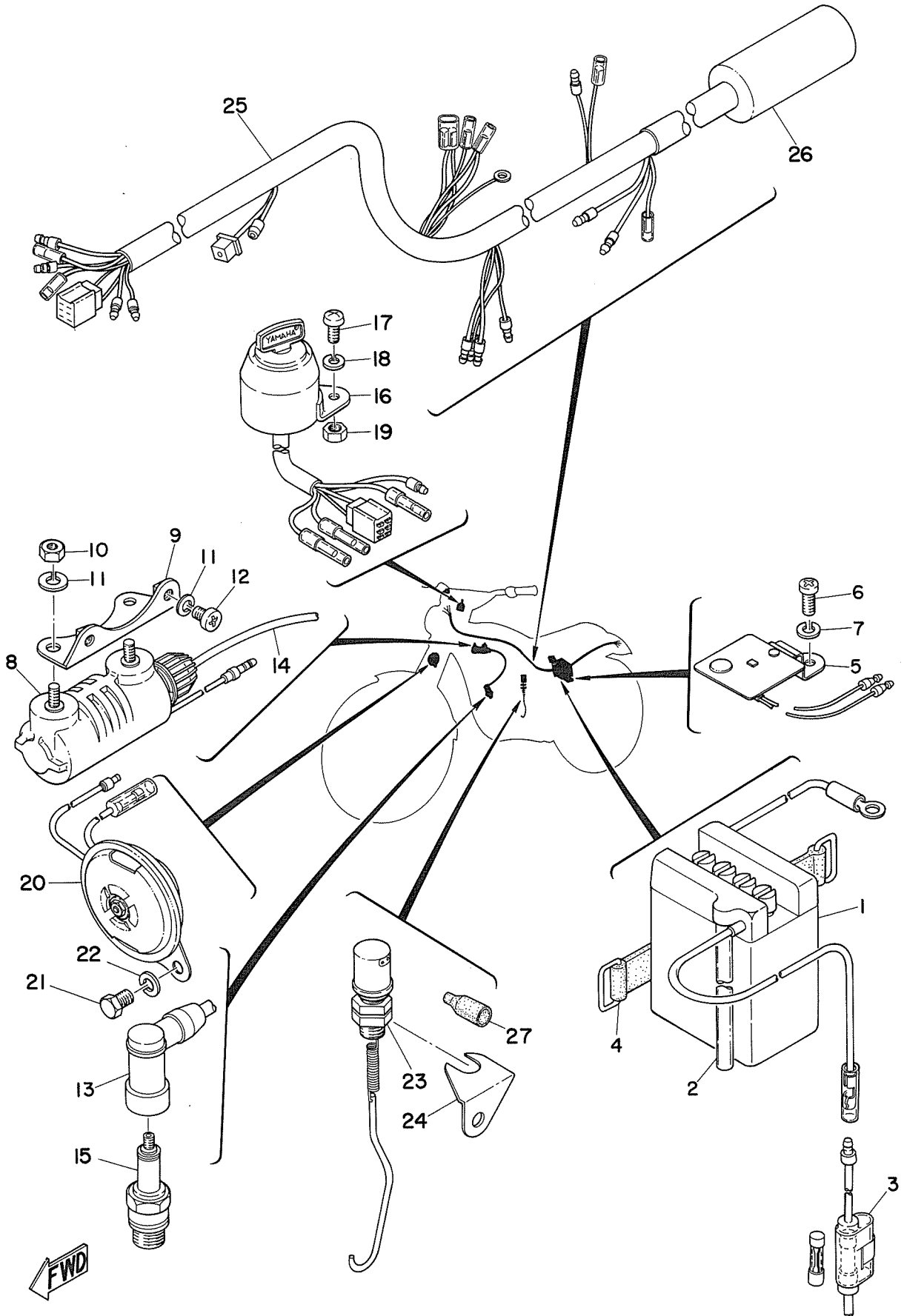
Fig. 27 ELECTRICAL



# ELECTRICAL

Ref. No.	Part No.	Description	Q'ty		Applicable Machine No.	Remarks
			JT	MX		
27- 1	116-82110-11	BATTERY ASS'Y .....	] U.R	1		
	116-82110-21	BATTERY ASS'Y .....				
27- 2	123-82112-00	PIPE, breather .....	1			
27- 3	116-82150-00	FUSE HOLDER ASS'Y .....	1			
27- 4	133-82131-00	BAND, battery .....	1			
27- 5	812-81970-41	RECTIFIER ASS'Y .....	1			
27- 6	98501-06012	SCREW, pan head .....	1			
27- 7	92901-06100	WASHER, spring .....	1			
27- 8	248-82310-11	IGNITION COIL ASS'Y .....	1	1		
27- 9	248-82316-00	BRACKET, ignition coil .....	1	1		
27-10	98801-06100	NUT .....	2	2		
27-11	92901-06100	WASHER, spring .....	4	4		
27-12	92501-06012	SCREW, pan head .....	2	2		
27-13	117-82370-20	PLUG CAP ASS'Y .....	1	1		
27-14	183-82341-00	CORD, high tension .....	1	1		
27-15	94700-00040	PLUG, spark (B-7HS) .....	1	1		
27-16	338-82508-20	MAIN SWITCH ASS'Y .....	1			
27-17	92501-06012	SCREW, pan head .....	1			
27-18	92901-06100	WASHER, spring .....	1			
27-19	98801-06100	NUT .....	1			
27-20	290-83371-10	HORN .....	1			
27-21	91201-06015	BOLT .....	2			
27-22	92901-06200	WASHER, spring .....	2			
27-23	290-82530-00	STOP SWITCH ASS'Y .....	1			

Fig. 27 ELECTRICAL






# ELECTRICAL

Ref. No.	Part No.	Description	Q'ty		Applicable Machine No.	Remarks
			JT	MX		
27-24	290-82539-00	STAY, stop switch .....		1		
27-25	338-82590-20	WIRE HARNESS ASS'Y .....		1		
27-26	290-82599-00	COVER, conector .....		1		
27-27	248-82599-00	COVER, conector .....		1		



# NUMERICAL INDEX



1. The first part of the document discusses the importance of maintaining accurate records of all transactions.

2. It is essential to ensure that all entries are supported by appropriate documentation and receipts.

3. Regular audits should be conducted to verify the accuracy of the records and identify any discrepancies.

4. The second part of the document outlines the procedures for handling and storing financial records.

5. Records should be organized in a systematic manner to facilitate easy access and retrieval.

6. Adequate security measures should be implemented to protect the confidentiality and integrity of the data.

7. The third part of the document provides guidelines for the retention and disposal of financial records.

8. Records should be retained for a minimum period of seven years, unless otherwise specified by law.

9. Proper disposal methods should be used to ensure that records are destroyed securely and confidentially.

10. The final part of the document concludes with a summary of the key points and a call to action.

11. It is the responsibility of all staff members to adhere to these guidelines and maintain the highest standards of record-keeping.

12. Thank you for your attention and cooperation in this matter.

# NUMERICAL INDEX

Ref No.	Parts No.	Ref No.	Parts No.	Ref No.	Parts No.
12- 7	101-18137-00	4-23	116-16153-00	12- 1	126-13116-00
20- 6	101-24356-00	9-11	116-28324-00	20- 8	127-24500-00
21- 6	101-24356-00	27- 1	116-82110-11	20-16	127-24535-00
24-38	101-25412-00	24- 1	116-82110-21	23-17	128-25181-00
3- 8	102-11633-01	27- 3	116-82150-00	23-18	128-25183-00
15- 4	102-22123-00	8-15	117-15644-00	4- 5	131-16321-00
15-11	102-22243-00	27-13	117-82370-20	3- 9	132-11634-00
20-10	102-24522-00	2-16	122-15486-00	11-10	132-14613-00
20-14	102-24529-00	8- 2	122-15612-02	1-17	132-15351-00
23- 2	102-25117-00	4- 2	122-16164-00	1-18	132-15353-00
23-29	102-25137-00	4-13	122-16164-00	8- 4	132-15616-01
24- 5	102-25315-00	17-13	122-23114-00	8- 5	132-15617-00
23- 9	102-25333-00	17-17	122-23346-00	5-22	132-15653-00-10
24- 9	102-25333-00	17-17	122-23346-01	5-22	132-15653-00-12
24-16	102-25371-00	18- 2	122-23411-00	5-22	132-15653-00-14
24-24	102-25383-00	18- 1	122-23412-00	8-12	132-15665-00
24-27	102-25389-00	18- 4	122-23416-00	8-11	132-15676-00
1-13	107-11181-01	18- 6	122-23441-00	2- 3	132-16346-00
1-11	109-11351-00	18- 7	122-23442-02	7-10	132-18113-01
1-10	109-11361-00	18-14	122-23443-00	7- 2	132-18123-00
17- 9	109-23125-00	18-15	122-23451-00	7- 3	132-18124-00
23- 5	109-25121-01-35	18-13	122-23453-00	7- 4	132-18133-00
23-26	109-25136-00	20- 9	122-24515-00	7- 7	132-18137-00
23-12	109-25155-00	20-11	122-24521-00	6-16	132-18140-00
24- 2	109-25317-00	20-15	122-24524-00	6-18	132-18143-00
24- 6	109-25321-01-35	20-13	122-24531-00	6-17	132-18177-00
24-17	109-25373-00	20-12	122-24532-00	21- 5	132-24319-01
24-25	109-25377-01	20- 7	122-24610-01	25-21	132-84328-60
24-37	109-25411-00	23- 8	122-25330-00	25-14	132-84335-60
19-16	109-26344-00	24- 8	122-25330-00	27- 4	133-82131-00
19-17	109-26345-00	23-11	122-25351-01	16- 2	135-22243-00
13-15	109-81328-10	24-10	122-25351-01	11- 5	136-22316-00
13-12	110-81346-20	24-11	122-25355-00	1-27	136-82543-00
13- 8	110-81347-20	25- 3	122-83516-10	12-15	137-13128-00
13- 4	110-81348-20	27- 2	123-82112-00	12-10	137-13137-00
3-10	113-11701-02	26- 2	124-84514-60	12-11	137-13138-01
3-10	113-11601-12	1-15	126-11171-60	12-20	137-13165-00
3-10	113-11601-22	3- 3	126-11651-00	12-26	137-13165-00

# NUMERICAL INDEX

Ref No.	Parts No.	Ref No.	Parts No.	Ref No.	Parts No.
12-19	137-13167-00	25-29	173-84313-00	9-13	214-21633-00
12-27	137-13167-00	6-10	174-18544-00	9-12	214-21717-00
12-18	137-13169-00	9- 8	178-14766-00	21- 2	214-21761-00
12- 4	137-13176-00	11- 8	178-14766-00	19- 2	214-26241-00
12-22	137-13187-00	1-20	180-13554-00	19- 3	214-26242-00
5-20	137-15643-00	8-16	180-15641-00	19- 4	214-26243-00
4- 7	137-16333-00	8- 8	180-15660-00	19-13	214-26281-01
4- 8	137-16337-01	8-17	180-15687-00	16-15	214-27413-00
4- 9	137-16356-00	16- 6	180-27236-00	16-14	214-27421-00
3-19	137-16377-00	14- 4	183-22143-00	25- 7	214-83524-00
4-10	137-16377-00	14-14	183-22143-00	19-29	214-83974-00
4-11	137-16378-00	15- 3	183-22151-00	14-20	214-84154-60
16-11	137-27317-00	24-26	183-25182-00	13- 2	225-81312-10
19-18	137-83911-01	16- 4	183-27216-00	19-19	232-83922-30
19-19	137-83922-01	27-14	183-82341-00	19-30	233-83980-30
3-25	146-11545-00	18- 5	185-23435-00-35	25-19	233-84133-60
9-14	148-27219-00	25- 2	188-83517-10	25- 6	237-83523-00
6- 6	150-18328-00	26- 5	193-84724-00	7- 9	248-18111-00-93
16-12	150-27316-00	9- 4	194-14455-00	19-14	248-26282-00
25-11	150-84153-00	25-28	195-84325-00	27- 8	248-82310-11
26-12	152-84518-00	25-18	198-84331-60	27- 9	248-82316-00
8- 6	156-15618-01	25-23	198-84334-60	27-27	248-82599-00
18-17	156-23411-00	5-19	201-15653-00	3- 5	257-11681-00
18-16	156-23412-00	17-15	205-23111-00	12- 0-1	257-13101-00
26-14	156-24186-00	16- 8	206-27238-00	12-24	257-13161-00
22- 4	156-27226-00	17-14	207-23112-00	12- 2	257-13175-00
16- 7	156-27237-00	17- 3	207-23147-00	12- 6	257-13178-00
25- 8	156-83525-00	14-17	207-28100-10	3-13	257-13512-00
2- 6	164-15415-00	13- 2	207-81312-10	3-14	257-13515-00
4-22	164-15631-01	13- 7	207-81321-10	1-21	257-13551-00
3-18	164-16119-00	13-11	207-81326-10	1- 1	257-15111-01
6-12	164-18561-00	13-14	207-81331-10	1- 2	257-15121-00
19-10	164-26363-00	13- 1	207-81350-10	5-30	257-15389-00
13-16	165-81145-21	3-22	214-11557-01	2- 1	257-15410-01
19-28	168-83936-01	12-23	214-13162-00	2-17	257-15413-00
26- 3	168-84712-60	12-25	214-13164-00	2- 5	257-15417-01
26- 4	168-84721-60	11- 9	214-14766-00	2-10	257-15421-01
26- 8	168-84751-00-35	8- 3	214-15625-00	2-21	257-15433-00

# NUMERICAL INDEX

Ref No.	Parts No.	Ref No.	Parts No.	Ref No.	Parts No.
2-11	257-15451-00	7- 1	257-18101-00	10-16	288-14336-01
2-18	257-15463-00	6- 3	257-18512-01	10- 2	288-14341-01
5-21	257-15651-00	6-19	257-18531-00	10- 1	288-14342-38
8-18	257-15668-00	6- 1	257-18534-00	10- 3	288-14343-39
3-17	257-16111-00	6- 7	257-18541-61	10- 3	288-14343-40
3-15	257-16136-00	6- 4	257-18552-00	10- 3	288-14343-41
4- 1	257-16150-01	6-15	257-18589-00	10- 4	288-14344-25
4-12	257-16181-00	13- 6	257-81332-10	10-17	288-14371-00
4- 0-1	257-16301-01	1-14	259-11111-01-94	10-30	288-14379-00
4- 4	257-16324-00	1-12	259-11311-00	10- 7	288-14381-00
4-19	257-16341-00	3- 0-1	259-11400-00	10- 6	288-14384-00
4-16	257-16342-00	3- 1	259-11412-00	10- 5	288-14385-00
4-21	257-16343-00	3- 2	259-11422-00	10-13	288-14390-10
2- 2	257-16345-00	6- 2	259-18511-01	9- 3	288-14411-01-35
4- 6	257-16351-00	17-15	260-23111-40	9- 1	288-14412-01-35
4-15	257-16357-00	19-25	261-83976-00	9- 2	288-14451-01
4- 3	257-16371-00	25-13	261-84315-61	9- 5	288-14453-01
5- 4	257-17121-00	19- 6	266-26261-00	2-22	288-14455-00
5- 2	257-17131-01	8- 0-1	276-15610-00-93	2-20	288-14481-01
5- 5	257-17141-00	8- 1	276-15611-00	11- 1	288-14610-30
5-16	257-17211-00	20- 2	276-24161-00	11-14	288-14623-00
5-17	257-17219-00-06	10-31	288-14118-00	11- 2	288-14752-31
5-13	257-17221-01	10-27	288-14124-00	1-19	288-15371-00
5-15	257-17231-00	10-10	288-14125-00	1-26	288-18588-00
5-11	257-17241-00	10-20	288-14136-00	14- 1	288-21110-02-33
5-12	257-17258-00	10-19	288-14137-00	14- 2	288-21280-00-33
5- 1	257-17411-01	10-22	288-14158-00	14-18	288-21376-00
5- 3	257-17414-00	10-26	288-14161-00	14- 3	288-21481-00
5-14	257-17414-00	10-33	288-14197-00	17-19	288-21510-00-02
5-10	257-17421-01	10- 0-1	288-14301-60	17-19	288-21510-00-03
5-27	257-17461-20	10-14	288-14312-15	14- 6	288-21610-01-02
5-27	257-17461-30	10-15	288-14314-00	14-21	288-21659-00
5-27	257-17461-40	10-24	288-14321-00	21- 1	288-21705-00-26
5-27	257-17461-50	10-12	288-14323-00	21- 1	288-21705-00-71
5-26	257-17462-00	10-21	288-14331-00	21- 3	288-21771-00
5-29	257-17463-00	10-23	288-14333-00	21- 7	288-21787-00
5-28	257-17464-00	10-11	288-14334-00	15- 1	288-22110-00-33
5- 8	257-17471-01	10-18	288-14335-00	15- 2	288-22141-00
				15- 9	288-22210-20

# NUMERICAL INDEX

Ref No.	Parts No.	Ref No.	Parts No.	Ref No.	Parts No.
15- 6	288-22311-00-35	3- 7	289-11635-00	19-31	338-83983-00
17- 0-1	288-23100-02-35	3- 7	289-11636-00	25- 0-1	338-84110-60
17- 1	288-23126-00-35	19-24	278-83975-00	25-12	338-84120-60
17- 2	288-23136-00-35	17-29	289-85119-00	25-10	338-84130-60-71
17-22	288-23485-00	11- 6	290-14718-10	26- 0-1	338-84510-60
17-25	288-23486-00	14-22	290-21240-00	26- 1	338-84511-60
17-26	288-23489-00	17- 6	290-23118-00	26-10	338-84552-00
20- 1	288-24110-01-03	17- 7	290-23124-00	26- 9	338-84553-00
20- 1	288-24110-01-05	17- 8	290-23134-00	20- 5	612-24311-00
20- 4	288-24181-00	17- 4	290-23141-00	25-17	802-84126-00
21- 4	288-24684-00	17-12	290-23144-00	25-22	802-84126-00
22- 2	288-24727-00	17-11	290-23145-00	27- 5	812-81970-41
22- 1	288-24770-01	17- 5	290-23149-00	8- 7	91101-06020
22- 1-1	288-24771-01	17-10	290-23150-00	18-11	91103-06035
22- 3	288-24781-00	17-16	290-23340-01	17-20	91201-06010
23-24	288-25104-00	23- 7	290-25135-00	14- 7	91201-06012
23- 1	288-25111-00	23-25	290-25138-00	21- 8	91201-06012
23-30	288-25139-00	27-23	290-82530-00	11- 3	91201-06015
24-35	288-25304-00	27-24	290-82539-00	27-21	91201-06015
24- 1	288-25311-00	27-26	290-82599-00	7-11	91201-06020
24-23	288-25381-00	27-20	290-83371-10	23-13	91201-06030
24-36	288-25441-10	25- 5	290-83519-00-35	24-12	91201-06030
19- 1	288-26111-01	25- 9	290-83550-00	10-25	91401-12010
19- 5	288-26311-00	17-27	290-84118-01	12-16	91401-12018
19- 7	288-26312-00	17-28	290-84119-01	10-32	91401-16012
19- 8	288-26321-00	13- 6	296-81332-10	16-18	91401-20012
19- 9	288-26335-00	8-13	304-15664-00	22- 5	91401-20012
19-12	288-26341-00	2-15	315-15362-00	24-20	91401-20012
16- 1	288-27211-01-91	14- 6	338-21610-00-01	24-22	91401-20012
16- 5	288-27231-00	14-21	338-21659-00	16-17	91401-20015
16-10	288-27311-00	17- 0-1	338-23100-00-35	16- 3	91401-30020
13- 0-1	288-81300-11	13- 0-1	338-81300-10	16-16	91501-08038
13- 3	288-81313-11	13- 3	338-81313-10	2- 4	91810-03014
14-19	288-83319-00	27-16	338-82508-20	2-12	91810-03014
19-20	288-83913-00	27-25	338-82590-20	1- 3	91810-08016
3- 7	289-11631-00-96	25- 1	338-83510-30	11- 7	91903-06010
3- 7	289-11631-00-97	25- 4	338-83520-30	17-23	92501-06010
3- 7	289-11631-00-98	19-22	338-83915-00	23-10	92501-06010



# NUMERICAL INDEX

Ref No.	Parts No.	Ref No.	Parts No.	Ref No.	Parts No.
5- 9	92501-06012	24-29	92901-06100	23-27	93104-07003
14-23	92501-06012	26- 7	92901-06100	24- 7	93104-18006
27-12	92501-06012	26-13	92901-06100	23- 4	93106-20001
27-17	92501-06012	27- 7	92901-06100	24- 4	93106-20002
1-25	92501-06015	27-11	92901-06100	23- 6	93107-42001
2-19	92501-06018	27-18	92901-06100	4-17	93108-15001
9- 9	92501-06025	1-16	92901-06200	8- 9	93109-15001
1- 4	92501-06030	14- 9	92901-06200	1-23	93210-12014
2-13	92501-06030	16- 9	92901-06200	23-28	93210-14104
2- 9	92501-06040	17-21	92901-06200	1-22	93210-23029
2-14	92501-06040	17-24	92901-06200	23- 3	93306-20203
1- 5	92501-06045	17-30	92901-06200	5- 7	93306-20303
2- 8	92501-06045	19-11	92901-06200	3-20	93306-20412
1- 6	92501-06050	21- 9	92901-06200	24- 3	93306-30101
2-23	92501-06050	23-16	92901-06200	3-11	93306-30302
1- 9	92501-06055	24-15	92901-06200	5-24	93306-30305
1- 7	92501-06060	24-30	92901-06200	3- 6	93310-11202
1- 8	92501-06065	26-11	92901-06200	3- 4	93310-41810
26- 6	92503-06010	27-22	92901-06200	5- 6	93410-13004
4-20	92801-06300	11-12	92901-08100	5-18	93410-13004
10- 8	92901-04100	14-15	92901-08100	5-23	93410-13004
10-28	92901-04100	24-18	92901-08100	8-10	93410-15005
13- 5	92901-04100	25-26	92901-08100	8-14	93410-25017
13- 9	92901-04100	11-13	92901-08200	6-11	93430-03014
13-13	92901-04100	14- 5	92901-08200	6- 5	93430-08006
13-17	92901-04100	14-16	92901-08200	7- 8	93430-10016
25-16	92901-04100	24-21	92901-08200	12- 8	93440-08001
13-10	92901-04200	17-18	92901-10100	6- 8	93440-32017
25-20	92901-04200	18-10	92901-10100	4-18	93501-04011
6-14	92901-05100	18- 9	92901-10200	18-18	93501-04011
12-12	92901-05100	3-23	92901-12100	4-14	93503-16010
15- 8	92901-05100	25-25	92903-08200	18- 3	93503-16010
9-10	92901-06100	12- 5	93101-10001	12-17	93505-32002
11- 4	92901-06100	12-14	93101-10001	3-12	93603-08067
14- 8	92901-06100	7- 6	93101-12004	12- 3	93603-20028
18-12	92901-06100	3-21	93102-20009	1-24	93604-14012
23-15	92901-06100	5-25	93102-25017	6- 9	93604-22050
24-14	92901-06100	3-16	93103-28012	23-10	93700-06001

# NUMERICAL INDEX

Ref No.	Parts No.	Ref No.	Parts No.	Ref No.	Parts No.
23-20	94125-15091	27-19	98801-06100		
24-31	94125-15091	7- 5	98801-08100		
23-21	94225-15036	14-13	98801-08100		
24-32	94225-15036	25-27	98801-08100		
23-22	94325-15028	16-13	98801-08300		
24-33	94325-15028	24-19	98801-08300		
23-23	94414-15058	24-39	98801-08300		
24-34	94414-15058	15- 5	98801-10100		
24-40	94504-20090	18- 8	98801-10100		
24-41	94604-20001	23-19	98801-10100		
27-15	94700-00040	3-24	98801-12200		
11-11	97201-08012	9- 7	98803-06700		
14-10	97201-08030	15-10	98804-10700		
14-11	97201-08100	12-21	98901-04008		
14-12	97201-08115				
25-24	97204-08020				
2- 7	98501-04008				
9- 6	98501-04008				
20- 3	98501-04008				
10- 9	98501-04010				
10-29	98501-04010				
25-15	98501-04010				
19-27	98501-05005				
15- 7	98501-05008				
6-13	98501-05012				
12- 9	98501-05015				
19-15	98501-05018				
19-21	98501-05018				
27- 6	98501-06012				
19-26	98503-05018				
13-18	98701-05015				
19-23	98801-05100				
12-13	98801-05200				
23-14	98801-06100				
24-13	98801-06100				
24-15	98801-06100				
24-28	98801-06100				
27-10	98801-06100				





**YAMAHA MOTOR CO., LTD.**

PRINTED IN JAPAN

First edition July, 1971

(338.60)