

RD80MX



www.legends-yamaha-enduros.com

RD80MX—FOR THE DEDICATED YOUNG ENTHUSIAST

Yamaha have an uncanny knack of designing and building motorcycles that are more than just superbly suited to their particular role. Yamaha builds bikes that catch the spirit of the times, machines which excite the rider's imagination. No machine more perfectly demonstrates this talent than the RD80MX, a machine for the dedicated young enthusiast. Dashing styling that is reminiscent of Yamaha's G.P. racers, handling that will reward the discerning rider with total confidence and a lively high-performance engine to set the pulses racing. That is the stunning combination which makes the RD80MX the most sought-after bike in its class.


The RD80MX gets its good looks from Yamaha's bigger sports bikes, the striking all-black engine, stylish headlamp cowl and cast alloy wheels. A lightweight reinforced plastic front mudguard is fitted along with a racy stepped seat. Tank, seat and side covers are colour co-ordinated for a stunning overall effect. For exciting performance, Yamaha uses an advanced single cylinder two-stroke engine to power the RD80MX. Yamaha two-stroke engines have won more road race world titles than any other brand, and that experience is not lost on the RD80MX engine.

Race-developed Torque Induction system is used to boost top end performance whilst maintaining a wide

power band and low-down torque.

Torque Induction achieves all this and actually contributes towards the surprising fuel economy too. Large cylinder cooling fins help the engine to maintain a constant temperature — essential for long and reliable engine life. The RD80MX has Yamaha's famous Autolube oiling system which ensures a precisely monitored amount of oil is supplied to the engine for all driving conditions. In addition, the Autolube cuts down oil consumption and extends engine life. The engine is not the only part of the RD80MX with a racing heritage. Rear suspension is the same Monocross system which Yamaha uses on their works racers. A single De Carbon type suspension strut allows long rear wheel movement, and by virtue of its central location, it ensures even weight distribution.


The RD80MX is yet another demonstration of Yamaha's supreme talent for building motorcycles with character and style.



High performance Monocross suspension system.



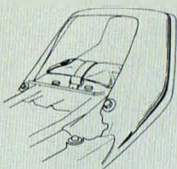
As you would expect on a sports motorcycle, the RD80MX is fitted with a large rev-counter to match the easy to read illuminated speedometer. The instrument console also includes a neutral indicator and high beam lamp.



Maintaining the sporting character of the RD80MX is a powerful hydraulically operated front disc brake with race style rear-mounted caliper for stable handling under severe braking.

A handy rear of the carry the kit.

compartment in the
the seat is used to
comprehensive tool



For confident riding, the
control switches are designed
for one-finger operation and
are conveniently situated by
the left handlebar grip.

Shaped and positioned for a
comfortable sports riding
position, the fuel tank holds 13
litres of petrol.

Nighttime riding is a pleasure,
thanks to a bright and
powerful 130mm headlamp.



Yamaha's striking cast alloy
wheels have a stylish gold
finish for a real luxury look.




The matt-black exhaust
system is tuned to use the
exhaust pulses, to improve the
engine's all-round power
output.

The slick action 5-speed
gearbox is a pleasure to use.
The carefully-chosen ratios
make the most of the engine's
wide power band.

www.legends-yamaha-enduros.com



www.legends-yamaha-enduros.com



RD80MX SPECIFICATIONS ENGINE

Type 2-stroke, Torque Induction,
single
Displacement 79 cc
Bore and stroke 49.0 × 42.0 mm
Compression ratio 6.4:1
Max. power 6.5 PS
(4.8 kW) @6,000 rpm
Max. torque 0.82 kg-m
(8.0 Nm) @5,500 rpm
Lubrication Autolube
Carburetion Y16P
Ignition Flywheel magneto
Starter system Primary kick
Fuel tank capacity 13.0 l
Oil capacity 1.3 l
Transmission 5-speed
Final transmission Chain drive

CHASSIS

Overall length 1,940 mm
Overall width 745 mm
Overall height 1,070 mm
Seat height 795 mm
Wheelbase 1,240 mm
Ground clearance 180 mm
Dry weight 84 kg
Suspension

Front Telescopic forks
Rear Monocross suspension

Brakes

Front Disc
Rear Drum

Tyres

Front 2.75-18-4PR
Rear 3.00-18-6PR

*Because of our ongoing efforts to make Yamaha motorcycles even better, specifications are subject to change without notice.

