

YAMAHA 250 STREET DS7

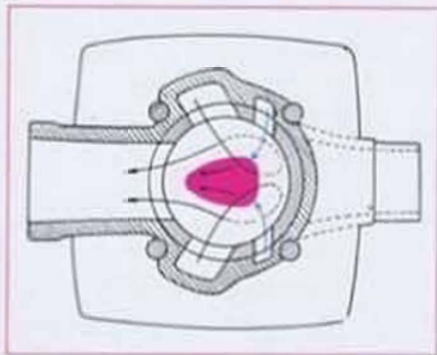
The guy or gal interested in a 250 wants both lightweight handling ease and an extra edge of power for quick get-aways or long hauls. To get both you've got to have a bike designed from the ground up for special efficient performance — that's the DS7.

Before you check its features, give it the eye test. The clean, sweeping line of the black-stripe gas tank and match-molded seat, the sharp oil tank and cylinder head silhouettes specially

formed to blend with the whole design — it all adds up to a bike without a hint of wasted space or weight, a bike that sings of speed and riding ease.

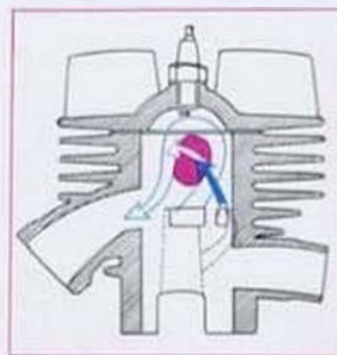
Then try a test run for a ride as lively as it looks. Take control of the twin powerhouse that's been running the competition ragged in rallies worldwide.

For a smashing balance of big-bike power and loads of convenience, try the giant little all-around yourself.



5-Port System


Unlike a conventional two-stroke engine, Yamaha's two-stroke engine has two auxiliary transfer ports provided in addition to the two main transfer ports. This is known as the five-port system. After the power stroke, the exhaust gases can be forced out of the cylinder completely through this system, thereby allowing the quick enter of a fresh gas charge. Thanks to this five-port system, Yamaha's motor cycles have the unique feature of giving a stable output from low to high speeds.



1. Sport power: the Yamaha system that means extra-efficient fuel intake, better exhaust gas scavenging, lower fuel costs and, most important, incredible power that makes Yamaha chain-overs in races worldwide.

2. Yamaha Autolube — it makes messy get/oil mixing a thing of the past, provides ideal injection at any speed, automatically. Result: lower exhaust smoke, carbon build-up and oil consumption, reduced maintenance.

3. The safety/durability/comfort system. Ceriani-type front forks, lightweight exposed spring rear cushions, dust- and water-proof brakes for sure stops in any weather.



4. No more surprises with the safety-engineered lighting system. Brilliant headlight gives a sharp view of the night road, extra-large taillight/reflector assembly means clear warning to the driver behind. Day/night turn indicators front and rear.

5. The transmission of this new street 250 is marvel of effortless operation. Just a touch and you're in the gear you want. Up or down, throughout the entire range, it's easy and quick. No grinding or clashing. And constant mesh for perfect shifting every time.

6. Styled for action. Every part blends for speed. Square cylinder head fin design means extra-cool running, smart flat silver/black transmission covers add extra foot space. A beautiful balance of all-around cycling fun.

www.legends-yamaha-enduros.com



YAMAHA

Since 1887

YAMAHA MOTOR CO., LTD.
1280 NAKAJO HAMAKITA JAPAN