

TT175D



W. H. WILCOX
East St., Maryborough
Q. 4850

www.legends-yamaha-enduro.com

The 1977 IT 175D: Introducing another new com

The Yamaha IT 175D is a new mid-sized competition enduro for International Trial and serious Enduro events. It is built in the Yamaha tradition, having been patterned after both a proven motocross machine and a winning International Trial motorcycle.

The IT 175D's motocross heritage descends from the YZ 125D, a true competitor. Like the YZ machine, it has the famous De Carbon Monocross Suspension system. This enables the IT 175D to keep its rear wheel on the ground for greater traction over the most rugged terrain. Coupled with long-travel, leading-axle front forks, there is greater stability and control competition riding. And a double-loop tubular steel frame, plastic fuel tank and polypropylene fenders are lightweight components for better handling.

Another important factor of the IT 175D's motocross ancestry is its two-stroke reed-valve engine. Because of improved cylinder porting and a more efficient expansion chamber design, this IT 175D has an astounding amount of horsepower for its displacement. The result is remarkable performance. Torque Induction with a four-petal reed valve, promotes more usable power, particularly at low rpms. Also, the wide-ratio six-speed transmission allows the IT 175D to run at its best over a variety of terrain—dirt, sand, mud or gravel. For easier engine starting, there is a virtually trouble-free C.D.I. system.

The IT 175D is equipped with many components from the gold-medal-winning IT 400D. There are wide-

coverage polypropylene front and rear fenders and a large engine protection plate. A spring-loaded chain tensioner helps control chain slack and stretch. The single foam air cleaner offers improved filtration efficiency. Other features for a Six-Day event include off-road lighting, a U.S. Forest Service approved silencer/spark arrestor, and a quick-change rear wheel.

The 1977 Yamaha IT 175D. It is styled after winners to give it a character of its own.


When you know how they're built, you'll buy a Yamaha.



W. R. WILCOX
Kent St., Marlborough
847
www.legends-yamaha-enduros.com

petition enduro from Yamaha's family of winners.



De Carbon Monocross Suspension, the same used on Yamaha's motocross machinery, allows over 17.78 cm of rear wheel travel. This long stroke helps keep the rear wheel on the ground for better control, more comfort and consistent traction over rough terrain.




Off-road lighting conforms to the requirements of International Trial events. The headlight has a high and low beam and is vibration insulated.




Mudproof footpegs, a new design from Yamaha, keeps the footpegs nearly free of even the worst mud.



Chain-adjusting cams allow rapid rear wheel alignment when adjusting the drive chain or after removing the rear wheel.



Chain shield keeps mud and sand from being thrown into the chain. Increases chain life.



Spring-loaded chain tensioner helps to maintain an even chain tension and perfect adjustment even under extreme conditions.

IT175D

ENGINE

Type	2-stroke, Single, Torque Induction®
Displacement	171cc
Bore & Stroke	66 × 50 mm
Compression ratio	7.4:1
Max. torque	2.01 kg-m. @8,000 rpm
Lubrication system	Pre-mix (20:1)
Starting system	Primary kick starter
Transmission	6-speed gearbox

DIMENSIONS

Overall length	2,160 mm
Overall width	900 mm
Overall height	1,140 mm
Wheelbase	1,385 mm
Min. ground clearance	240 mm

WEIGHT (Net) 98.0 kgs.

FULL TANK CAPACITY 9.5 lit.

TIRES	Front	3.00-21-4PR
	Rear	4.10-18-4PR

Specifications subject to change without notice.

YAMAHA, It's a way of life.

W. H. WILCOX
Kent St., Maryborough
Q. 4550

www.legends-yamaha-enduros.com



YAMAHA

SINCE 1887

YAMAHA MOTOR CO., LTD.
2500 SHINGAI IWATA-SHI SHIZUOKA-KEN JAPAN

LIT. 3MC-0101055-77E 52.1×17国(一般用)(大洋州)
Printed in Japan